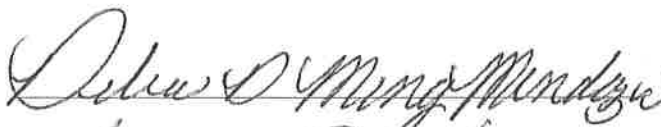



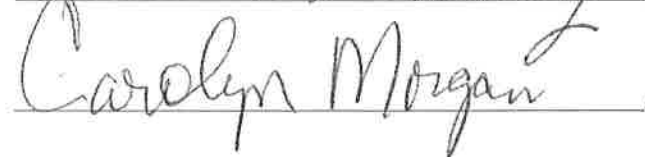
CANVASS CERTIFICATION

We, the undersigned Canvassing Board of the County of Madison, State of Illinois do hereby certify that the attached Election results are a true and correct tabulation of the votes cast in the various precincts at the General Primary Election held on June 28, 2022 for the Candidates and Referenda herein set forth.

Dated: July 18, 2022

 Madison County Clerk

, Republican Canvass Board Member

, Democratic Canvass Board Member

NUMBERED KEY CANVASS

2022 General Primary Election
 Madison County, Illinois
 June 28, 2022
 STATISTICS

Official Results

	TOTAL		PERCENT						TOTAL	PERCENT
01 = REGISTERED VOTERS - TOTAL	177,235				05 = BALLOTS CAST - FEDERAL REPUBLICAN				2	.01
02 = BALLOTS CAST - TOTAL	36,719				06 = BALLOTS CAST - FEDERAL DEMOCRATIC				12	.03
03 = BALLOTS CAST - REPUBLICAN	23,903		65.10		07 = BALLOTS CAST - NONPARTISAN				130	.35
04 = BALLOTS CAST - DEMOCRATIC	12,672		34.51		08 = BALLOTS CAST - BLANK				14	
	01	02	03	04	05	06	07	08		
0101 HELVETIA 01	640	172	142	28	0	0	2	0		
0102 HELVETIA 02	1112	251	187	55	0	0	9	0		
0103 HELVETIA 03	1041	221	158	52	0	0	11	0		
0104 HELVETIA 04	938	230	187	38	0	0	5	1		
0105 HELVETIA 05	931	309	246	49	0	0	14	0		
0106 HELVETIA 06	1094	308	234	52	0	0	22	0		
0201 SALINE 01	1096	223	175	41	0	0	7	0		
0202 SALINE 02	923	263	214	44	0	0	5	0		
0203 SALINE 03	949	219	174	41	0	0	4	0		
0204 SALINE 04	905	243	207	31	0	0	5	0		
0205 SALINE 05	1055	322	253	54	0	0	15	0		
0301 LEEF 01	441	126	108	13	0	0	5	0		
0401 NEW DOUGLAS 01	339	100	81	17	0	0	2	0		
0501 ST. JACOB 01	1067	283	220	63	0	0	0	0		
0502 ST. JACOB 02	1018	240	202	38	0	0	0	0		
0601 MARINE 01	795	189	146	42	0	0	1	0		
0602 MARINE 02	872	190	158	22	0	10	0	0		
0701 ALHAMBRA 01	1148	379	286	86	0	0	7	0		
0801 OLIVE 01	801	217	160	57	0	0	0	0		
0802 OLIVE 02	328	86	61	25	0	0	0	0		
0901 JARVIS 01	937	179	129	50	0	0	0	0		
0902 JARVIS 02	957	143	109	34	0	0	0	0		
0903 JARVIS 03	1002	181	146	35	0	0	0	0		
0904 JARVIS 04	1125	206	162	44	0	0	0	0		
0905 JARVIS 05	716	159	120	39	0	0	0	0		
0906 JARVIS 06	838	147	120	27	0	0	0	0		
0907 JARVIS 07	814	134	106	28	0	0	0	0		
0908 JARVIS 08	992	158	129	29	0	0	0	0		
0909 JARVIS 09	971	230	173	57	0	0	0	0		
0910 JARVIS 10	1070	241	207	34	0	0	0	0		
0911 JARVIS 11	876	168	134	34	0	0	0	0		
0912 JARVIS 12	628	121	85	36	0	0	0	0		
1001 PIN OAK 01	1121	240	186	54	0	0	0	0		
1002 PIN OAK 02	1141	251	173	78	0	0	0	0		
1003 PIN OAK 03	1139	294	234	60	0	0	0	0		
1101 HAMEL 01	861	218	183	35	0	0	0	0		
1102 HAMEL 02	1144	295	223	72	0	0	0	0		
1201 OMPHGENT 01	1155	294	247	47	0	0	0	0		
1202 OMPHGENT 02	577	170	132	38	0	0	0	0		
1301 COLLINSVILLE 01	1056	156	102	54	0	0	0	0		
1302 COLLINSVILLE 02	1087	192	116	76	0	0	0	0		
1303 COLLINSVILLE 03	1156	180	130	50	0	0	0	0		
1304 COLLINSVILLE 04	1007	147	72	75	0	0	0	0		
1305 COLLINSVILLE 05	792	159	107	52	0	0	0	0		
1306 COLLINSVILLE 06	1037	128	64	64	0	0	0	0		
1307 COLLINSVILLE 07	1081	234	157	77	0	0	0	0		
1308 COLLINSVILLE 08	1081	198	136	62	0	0	0	0		
1309 COLLINSVILLE 09	1024	240	170	70	0	0	0	0		
1310 COLLINSVILLE 10	1116	267	165	102	0	0	0	0		
1311 COLLINSVILLE 11	1065	302	210	92	0	0	0	0		
1312 COLLINSVILLE 12	936	230	167	62	0	1	0	0		
1313 COLLINSVILLE 13	802	135	67	68	0	0	0	0		
1314 COLLINSVILLE 14	1106	180	126	54	0	0	0	0		

	TOTAL	PERCENT		TOTAL	PERCENT
01 = REGISTERED VOTERS - TOTAL	177,235		05 = BALLOTS CAST - FEDERAL REPUBLICAN	2	.01
02 = BALLOTS CAST - TOTAL	36,719		06 = BALLOTS CAST - FEDERAL DEMOCRATIC	12	.03
03 = BALLOTS CAST - REPUBLICAN	23,903	65.10	07 = BALLOTS CAST - NONPARTISAN	130	.35
04 = BALLOTS CAST - DEMOCRATIC	12,672	34.51	08 = BALLOTS CAST - BLANK	14	

(CONTINUED FROM PREVIOUS PAGE)

	01	02	03	04	05	06	07	08
1315 COLLINSVILLE 15	915	198	139	57	2	0	0	0
1316 COLLINSVILLE 16	784	132	97	35	0	0	0	0
1317 COLLINSVILLE 17	1009	271	172	99	0	0	0	0
1318 COLLINSVILLE 18	908	247	172	75	0	0	0	0
1319 COLLINSVILLE 19	618	137	102	35	0	0	0	0
1320 COLLINSVILLE 20	1044	248	170	78	0	0	0	0
1321 COLLINSVILLE 21	1046	252	180	72	0	0	0	1
1322 COLLINSVILLE 22	829	171	89	82	0	0	0	0
1323 COLLINSVILLE 23	1081	231	148	83	0	0	0	0
1324 COLLINSVILLE 24	1008	186	110	76	0	0	0	0
1325 COLLINSVILLE 25	954	193	130	63	0	0	0	0
1401 EDWARDSVILLE 01	1143	317	162	155	0	0	0	0
1402 EDWARDSVILLE 02	1022	224	88	136	0	0	0	0
1403 EDWARDSVILLE 03	1049	225	103	122	0	0	0	0
1404 EDWARDSVILLE 04	979	200	90	110	0	0	0	0
1405 EDWARDSVILLE 05	913	176	62	114	0	0	0	0
1406 EDWARDSVILLE 06	1015	239	143	96	0	0	0	0
1407 EDWARDSVILLE 07	1107	224	126	98	0	0	0	0
1408 EDWARDSVILLE 08	1116	262	126	136	0	0	0	1
1409 EDWARDSVILLE 09	636	144	50	94	0	0	0	0
1410 EDWARDSVILLE 10	1127	269	166	103	0	0	0	0
1411 EDWARDSVILLE 11	927	209	111	98	0	0	0	0
1412 EDWARDSVILLE 12	588	51	32	19	0	0	0	0
1413 EDWARDSVILLE 13	894	221	143	78	0	0	0	0
1414 EDWARDSVILLE 14	1102	237	92	145	0	0	0	0
1415 EDWARDSVILLE 15	1057	192	78	114	0	0	0	1
1416 EDWARDSVILLE 16	1040	259	131	128	0	0	0	0
1417 EDWARDSVILLE 17	1145	278	175	103	0	0	0	0
1418 EDWARDSVILLE 18	1052	252	173	79	0	0	0	1
1419 EDWARDSVILLE 19	962	206	143	63	0	0	0	0
1420 EDWARDSVILLE 20	1107	235	147	88	0	0	0	0
1421 EDWARDSVILLE 21	956	220	142	78	0	0	0	0
1422 EDWARDSVILLE 22	753	155	91	64	0	0	0	0
1423 EDWARDSVILLE 23	1033	178	70	108	0	0	0	0
1424 EDWARDSVILLE 24	512	130	80	50	0	0	0	0
1425 EDWARDSVILLE 25	847	157	83	74	0	0	0	0
1426 EDWARDSVILLE 26	757	137	86	51	0	0	0	0
1501 FORT RUSSELL 01	1013	290	203	87	0	0	0	0
1502 FORT RUSSELL 02	979	150	114	36	0	0	0	0
1503 FORT RUSSELL 03	1078	195	142	53	0	0	0	0
1504 FORT RUSSELL 04	1132	244	178	66	0	0	0	0
1505 FORT RUSSELL 05	435	102	88	14	0	0	0	0
1506 FORT RUSSELL 06	1036	212	167	45	0	0	0	0
1507 FORT RUSSELL 07	821	208	153	55	0	0	0	0
1601 MORO 01	703	195	150	45	0	0	0	0
1602 MORO 02	878	206	162	44	0	0	0	0
1603 MORO 03	1117	250	179	71	0	0	0	0
1701 NAMEOKI 01	1141	183	138	44	0	1	0	0
1702 NAMEOKI 02	427	93	21	72	0	0	0	1
1703 NAMEOKI 03	1007	221	156	65	0	0	0	0
1704 NAMEOKI 04	366	48	32	16	0	0	0	0
1705 NAMEOKI 05	534	116	78	38	0	0	0	0
1706 NAMEOKI 06	732	195	153	42	0	0	0	0
1707 NAMEOKI 07	886	171	105	66	0	0	0	0

	TOTAL	PERCENT		TOTAL	PERCENT
01 = REGISTERED VOTERS - TOTAL	177,235		05 = BALLOTS CAST - FEDERAL REPUBLICAN	2	.01
02 = BALLOTS CAST - TOTAL	36,719		06 = BALLOTS CAST - FEDERAL DEMOCRATIC	12	.03
03 = BALLOTS CAST - REPUBLICAN	23,903	65.10	07 = BALLOTS CAST - NONPARTISAN	130	.35
04 = BALLOTS CAST - DEMOCRATIC	12,672	34.51	08 = BALLOTS CAST - BLANK	14	

(CONTINUED FROM PREVIOUS PAGE)

	01	02	03	04	05	06	07	08
1708 NAMEOKI 08	881	.111	.82	.29	.0	.0	.0	.0
1801 CHOUTEAU 01	797	.174	.130	.44	.0	.0	.0	.0
1802 CHOUTEAU 02	1140	.146	.108	.38	.0	.0	.0	.0
1803 CHOUTEAU 03	504	.81	.54	.27	.0	.0	.0	.0
1804 CHOUTEAU 04	583	.157	.127	.30	.0	.0	.0	.0
1805 CHOUTEAU 05	743	.126	.89	.37	.0	.0	.0	.0
1806 CHOUTEAU 06	998	.179	.132	.47	.0	.0	.0	.1
1901 WOOD RIVER 01	820	.132	.90	.42	.0	.0	.0	.0
1902 WOOD RIVER 02	1044	.142	.92	.50	.0	.0	.0	.0
1903 WOOD RIVER 03	1118	.176	.120	.56	.0	.0	.0	.0
1904 WOOD RIVER 04	1028	.162	.95	.67	.0	.0	.0	.0
1905 WOOD RIVER 05	799	.144	.101	.43	.0	.0	.0	.0
1906 WOOD RIVER 06	1140	.170	.108	.62	.0	.0	.0	.0
1907 WOOD RIVER 07	1059	.171	.109	.62	.0	.0	.0	.0
1908 WOOD RIVER 08	918	.158	.94	.64	.0	.0	.0	.0
1909 WOOD RIVER 09	868	.95	.60	.35	.0	.0	.0	.0
1910 WOOD RIVER 10	1104	.267	.160	.107	.0	.0	.0	.0
1911 WOOD RIVER 11	853	.114	.70	.44	.0	.0	.0	.0
1912 WOOD RIVER 12	700	.181	.132	.49	.0	.0	.0	.0
1913 WOOD RIVER 13	963	.229	.160	.69	.0	.0	.0	.0
1914 WOOD RIVER 14	1060	.219	.149	.70	.0	.0	.0	.0
1915 WOOD RIVER 15	553	.63	.42	.21	.0	.0	.0	.0
1916 WOOD RIVER 16	1058	.182	.138	.44	.0	.0	.0	.0
1917 WOOD RIVER 17	714	.76	.50	.24	.0	.0	.2	.0
1918 WOOD RIVER 18	541	.97	.60	.37	.0	.0	.0	.0
1919 WOOD RIVER 19	1072	.197	.127	.70	.0	.0	.0	.0
1920 WOOD RIVER 20	737	.141	.99	.42	.0	.0	.0	.0
1921 WOOD RIVER 21	1039	.163	.97	.66	.0	.0	.0	.1
2001 FOSTER 01	948	.233	.164	.67	.0	.0	.2	.0
2002 FOSTER 02	871	.219	.163	.55	.0	.0	.1	.0
2003 FOSTER 03	677	.158	.113	.39	.0	.0	.6	.0
2004 FOSTER 04	568	.140	.108	.32	.0	.0	.0	.0
2101 VENICE 01	1084	.368	.7	.361	.0	.0	.0	.1
2102 VENICE 02	423	.62	.28	.34	.0	.0	.0	.0
2103 VENICE 03	1017	.291	.12	.274	.0	.0	.5	.0
2104 VENICE 04	868	.219	.26	.193	.0	.0	.0	.2
2201 GRANITE CITY 01	775	.108	.57	.51	.0	.0	.0	.0
2202 GRANITE CITY 02	827	.239	.133	.106	.0	.0	.0	.0
2203 GRANITE CITY 03	1106	.299	.191	.108	.0	.0	.0	.0
2204 GRANITE CITY 04	1128	.278	.171	.107	.0	.0	.0	.0
2205 GRANITE CITY 05	1139	.226	.143	.83	.0	.0	.0	.0
2206 GRANITE CITY 06	967	.239	.153	.86	.0	.0	.0	.0
2207 GRANITE CITY 07	1023	.137	.72	.65	.0	.0	.0	.0
2208 GRANITE CITY 08	785	.105	.71	.34	.0	.0	.0	.0
2209 GRANITE CITY 09	1097	.254	.169	.85	.0	.0	.0	.0
2210 GRANITE CITY 10	999	.164	.91	.73	.0	.0	.0	.0
2211 GRANITE CITY 11	1002	.124	.64	.60	.0	.0	.0	.0
2212 GRANITE CITY 12	1124	.191	.125	.66	.0	.0	.0	.0
2213 GRANITE CITY 13	992	.102	.46	.56	.0	.0	.0	.0
2214 GRANITE CITY 14	935	.158	.81	.77	.0	.0	.0	.0
2215 GRANITE CITY 15	1011	.169	.103	.66	.0	.0	.0	.0
2216 GRANITE CITY 16	1121	.215	.153	.62	.0	.0	.0	.0
2217 GRANITE CITY 17	1110	.294	.188	.106	.0	.0	.0	.1
2301 ALTON 01	1000	.166	.69	.97	.0	.0	.0	.0

NUMBERED KEY CANVASS

2022 General Primary Election
 Madison County, Illinois
 June 28, 2022
 STATISTICS

Official Results

	TOTAL	PERCENT		TOTAL	PERCENT
01 = REGISTERED VOTERS - TOTAL	177,235		05 = BALLOTS CAST - FEDERAL REPUBLICAN	2	.01
02 = BALLOTS CAST - TOTAL	36,719		06 = BALLOTS CAST - FEDERAL DEMOCRATIC	12	.03
03 = BALLOTS CAST - REPUBLICAN	23,903	65.10	07 = BALLOTS CAST - NONPARTISAN	130	.35
04 = BALLOTS CAST - DEMOCRATIC	12,672	34.51	08 = BALLOTS CAST - BLANK	14	

(CONTINUED FROM PREVIOUS PAGE)

	01	02	03	04	05	06	07	08
2302 ALTON 02	582	.61	.33	.28	.0	.0	.0	.0
2303 ALTON 03	945	.206	.104	.102	.0	.0	.0	.0
2304 ALTON 04	797	.108	.47	.61	.0	.0	.0	.0
2305 ALTON 05	1049	.195	.119	.76	.0	.0	.0	.1
2306 ALTON 06	928	.144	.75	.69	.0	.0	.0	.0
2307 ALTON 07	975	.137	.46	.91	.0	.0	.0	.0
2308 ALTON 08	1033	.98	.44	.54	.0	.0	.0	.0
2309 ALTON 09	1070	.173	.81	.92	.0	.0	.0	.0
2310 ALTON 10	1096	.178	.114	.64	.0	.0	.0	.0
2311 ALTON 11	940	.170	.56	.114	.0	.0	.0	.0
2312 ALTON 12	1028	.209	.92	.117	.0	.0	.0	.0
2313 ALTON 13	1039	.147	.35	.112	.0	.0	.0	.0
2314 ALTON 14	1090	.198	.135	.63	.0	.0	.0	.0
2315 ALTON 15	839	.172	.79	.93	.0	.0	.0	.0
2316 ALTON 16	916	.118	.55	.63	.0	.0	.0	.0
2317 ALTON 17	1083	.148	.40	.108	.0	.0	.0	.0
2401 GODFREY 01	1113	.196	.133	.63	.0	.0	.0	.1
2402 GODFREY 02	558	.78	.52	.26	.0	.0	.0	.0
2403 GODFREY 03	964	.226	.162	.64	.0	.0	.0	.0
2404 GODFREY 04	1143	.302	.239	.63	.0	.0	.0	.0
2405 GODFREY 05	687	.229	.167	.62	.0	.0	.0	.0
2406 GODFREY 06	986	.206	.137	.69	.0	.0	.0	.0
2407 GODFREY 07	823	.205	.143	.62	.0	.0	.0	.0
2408 GODFREY 08	1075	.252	.187	.65	.0	.0	.0	.0
2409 GODFREY 09	1150	.276	.212	.64	.0	.0	.0	.0
2410 GODFREY 10	1101	.199	.139	.60	.0	.0	.0	.0
2411 GODFREY 11	316	.74	.61	.13	.0	.0	.0	.0
2412 GODFREY 12	1108	.162	.111	.51	.0	.0	.0	.0
2413 GODFREY 13	1093	.253	.197	.56	.0	.0	.0	.0
2414 GODFREY 14	1054	.298	.225	.73	.0	.0	.0	.0

NUMBERED KEY CANVASS

2022 General Primary Election
Madison County, Illinois
June 28, 2022
REPUBLICAN

Official Results

	VOTES	PERCENT		VOTES	PERCENT
UNITED STATES SENATOR					
Vote for not more than 1					
01 = CASEY CHLEBEK	1,734	8.21			
02 = PEGGY HUBBARD	8,288	39.26	06 = KATHY SALVI	4,344	20.58
03 = ROBERT "BOBBY" PITON	1,949	9.23	07 = MATTHEW "MATT" DUBIEL	2,376	11.25
04 = JIMMY LEE TILLMAN II	1,115	5.28	08 = OVER VOTES	23	
05 = ANTHONY W. WILLIAMS	1,306	6.19	09 = UNDER VOTES	2,770	

	01	02	03	04	05	06	07	08	09
0101 HELVETIA 01	12	69	6	7	4	23	6	0	15
0102 HELVETIA 02	12	77	11	8	10	36	13	0	20
0103 HELVETIA 03	3	80	20	6	4	23	9	0	13
0104 HELVETIA 04	9	94	11	6	7	23	15	0	22
0105 HELVETIA 05	18	111	18	7	8	41	16	0	27
0106 HELVETIA 06	20	99	10	20	11	32	15	0	27
0201 SALINE 01	6	76	18	6	9	32	9	0	19
0202 SALINE 02	12	94	17	6	15	32	16	0	22
0203 SALINE 03	12	79	9	5	10	30	16	0	13
0204 SALINE 04	16	86	14	6	8	40	14	1	22
0205 SALINE 05	14	99	24	9	12	35	18	1	41
0301 LEEF 01	12	46	12	3	6	13	8	0	8
0401 NEW DOUGLAS 01	7	21	9	4	3	15	4	0	18
0501 ST. JACOB 01	13	82	25	11	13	34	18	1	23
0502 ST. JACOB 02	8	84	16	15	12	32	11	0	24
0601 MARINE 01	5	49	14	5	4	37	17	1	14
0602 MARINE 02	18	64	15	10	2	21	12	1	15
0701 ALHAMBRA 01	22	91	34	15	22	40	23	3	36
0801 OLIVE 01	12	45	29	7	3	24	19	0	21
0802 OLIVE 02	7	12	13	1	2	13	5	0	8
0901 JARVIS 01	13	51	5	2	6	26	10	0	16
0902 JARVIS 02	5	43	5	8	8	21	11	0	8
0903 JARVIS 03	9	66	7	9	8	26	12	0	9
0904 JARVIS 04	13	51	16	10	7	27	22	0	16
0905 JARVIS 05	6	33	8	4	8	26	18	0	17
0906 JARVIS 06	8	62	3	5	5	20	12	0	5
0907 JARVIS 07	8	41	13	3	3	15	13	0	10
0908 JARVIS 08	12	51	15	3	5	18	8	0	17
0909 JARVIS 09	15	52	15	5	8	33	20	0	25
0910 JARVIS 10	17	66	14	10	13	42	18	0	27
0911 JARVIS 11	8	36	13	6	5	38	16	0	12
0912 JARVIS 12	10	30	12	2	5	11	2	0	13
1001 PIN OAK 01	13	69	14	4	9	38	17	0	22
1002 PIN OAK 02	14	47	13	9	7	28	14	0	41
1003 PIN OAK 03	20	68	26	14	10	32	31	0	33
1101 HAMEL 01	13	56	22	8	9	40	12	0	23
1102 HAMEL 02	18	70	26	10	12	43	13	1	30
1201 OMPHGENT 01	7	94	33	14	13	30	25	0	31
1202 OMPHGENT 02	12	29	17	3	6	30	25	0	10
1301 COLLINSVILLE 01	7	28	18	5	8	26	3	0	7
1302 COLLINSVILLE 02	5	42	12	9	3	20	15	0	10
1303 COLLINSVILLE 03	10	40	14	8	2	27	20	0	9
1304 COLLINSVILLE 04	5	27	11	2	2	11	7	0	7
1305 COLLINSVILLE 05	6	41	7	7	4	23	10	0	9
1306 COLLINSVILLE 06	5	33	3	4	4	5	8	0	2
1307 COLLINSVILLE 07	9	62	22	7	5	23	20	0	9
1308 COLLINSVILLE 08	10	43	25	2	5	37	6	0	8
1309 COLLINSVILLE 09	10	58	15	6	7	41	13	0	20
1310 COLLINSVILLE 10	8	55	21	11	8	32	17	0	13
1311 COLLINSVILLE 11	11	64	18	11	13	42	29	2	20

UNITED STATES SENATOR

Vote for not more than 1

01 = CASEY CHLEBEK	1,734	8.21								
02 = PEGGY HUBBARD	8,288	39.26	06 = KATHY SALVI						4,344	20.58
03 = ROBERT "BOBBY" PITON	1,949	9.23	07 = MATTHEW "MATT" DUBIEL						2,376	11.25
04 = JIMMY LEE TILLMAN II	1,115	5.28	08 = OVER VOTES						23	
05 = ANTHONY W. WILLIAMS	1,306	6.19	09 = UNDER VOTES						2,770	

(CONTINUED FROM PREVIOUS PAGE)

	01	02	03	04	05	06	07	08	09
1312 COLLINSVILLE 12	9	67	19	6	5	26	22	0	13
1313 COLLINSVILLE 13	10	25	5	3	3	6	7	0	8
1314 COLLINSVILLE 14	7	45	10	13	4	22	16	0	9
1315 COLLINSVILLE 15	11	44	9	4	5	31	15	0	22
1316 COLLINSVILLE 16	5	39	12	6	5	18	6	0	6
1317 COLLINSVILLE 17	2	76	17	6	9	28	7	0	27
1318 COLLINSVILLE 18	7	95	9	5	8	21	14	0	13
1319 COLLINSVILLE 19	3	43	6	5	2	28	11	0	4
1320 COLLINSVILLE 20	11	51	6	5	2	74	11	0	10
1321 COLLINSVILLE 21	8	70	13	11	13	28	18	0	19
1322 COLLINSVILLE 22	7	33	12	1	5	13	9	0	9
1323 COLLINSVILLE 23	5	42	11	3	6	50	15	0	16
1324 COLLINSVILLE 24	7	25	12	4	9	37	12	0	4
1325 COLLINSVILLE 25	9	38	8	4	9	23	14	0	25
1401 EDWARDSVILLE 01	15	40	22	6	7	41	12	1	18
1402 EDWARDSVILLE 02	10	32	12	1	4	17	5	0	7
1403 EDWARDSVILLE 03	7	21	17	2	11	19	6	0	20
1404 EDWARDSVILLE 04	5	29	11	2	4	14	6	0	19
1405 EDWARDSVILLE 05	6	20	4	2	5	7	9	0	9
1406 EDWARDSVILLE 06	9	35	8	4	6	37	19	0	25
1407 EDWARDSVILLE 07	8	40	10	7	13	26	6	0	16
1408 EDWARDSVILLE 08	5	47	8	7	7	21	18	0	13
1409 EDWARDSVILLE 09	5	13	5	6	1	9	1	0	10
1410 EDWARDSVILLE 10	7	51	18	5	10	36	12	0	27
1411 EDWARDSVILLE 11	12	29	10	3	2	24	16	0	15
1412 EDWARDSVILLE 12	0	11	4	0	1	9	4	0	3
1413 EDWARDSVILLE 13	5	42	6	9	6	35	12	0	28
1414 EDWARDSVILLE 14	7	30	3	4	12	19	11	0	6
1415 EDWARDSVILLE 15	4	24	6	5	3	22	4	0	10
1416 EDWARDSVILLE 16	9	46	6	9	7	26	10	0	18
1417 EDWARDSVILLE 17	10	60	9	9	8	36	18	0	25
1418 EDWARDSVILLE 18	9	46	7	12	12	40	18	0	29
1419 EDWARDSVILLE 19	11	30	9	15	12	25	12	0	29
1420 EDWARDSVILLE 20	14	33	9	4	9	34	20	1	23
1421 EDWARDSVILLE 21	13	44	6	5	9	25	12	0	28
1422 EDWARDSVILLE 22	6	30	9	4	5	14	10	0	13
1423 EDWARDSVILLE 23	2	21	5	3	7	19	3	0	10
1424 EDWARDSVILLE 24	4	14	11	3	5	14	11	0	18
1425 EDWARDSVILLE 25	8	25	4	2	9	12	7	1	15
1426 EDWARDSVILLE 26	7	17	6	4	6	26	10	0	10
1501 FORT RUSSELL 01	15	61	18	3	3	47	23	0	33
1502 FORT RUSSELL 02	9	36	10	7	6	26	12	0	8
1503 FORT RUSSELL 03	16	38	15	6	13	26	17	0	11
1504 FORT RUSSELL 04	12	60	12	12	3	31	29	0	19
1505 FORT RUSSELL 05	7	25	7	10	5	17	5	0	12
1506 FORT RUSSELL 06	9	59	7	10	8	36	21	0	17
1507 FORT RUSSELL 07	11	54	11	9	8	26	16	0	18
1601 MORO 01	12	43	14	4	13	23	17	1	23
1602 MORO 02	14	58	12	11	7	24	21	0	15
1603 MORO 03	6	60	20	8	11	35	18	1	20
1701 NAMEOKI 01	9	59	15	4	8	20	16	0	7

	VOTES	PERCENT		VOTES	PERCENT
UNITED STATES SENATOR					
Vote for not more than 1					
01 = CASEY CHLEBEK	1,734	8.21			
02 = PEGGY HUBBARD	8,288	39.26	06 = KATHY SALVI	4,344	20.58
03 = ROBERT "BOBBY" PITON	1,949	9.23	07 = MATTHEW "MATT" DUBIEL	2,376	11.25
04 = JIMMY LEE TILLMAN II	1,115	5.28	08 = OVER VOTES	23	
05 = ANTHONY W. WILLIAMS	1,306	6.19	09 = UNDER VOTES	2,770	

(CONTINUED FROM PREVIOUS PAGE)

	01	02	03	04	05	06	07	08	09
1702 NAMEOKI 02	0	12	2	1	0	0	3	0	3
1703 NAMEOKI 03	10	56	14	7	9	28	9	1	22
1704 NAMEOKI 04	2	15	0	2	2	1	7	0	3
1705 NAMEOKI 05	6	36	3	3	5	6	12	0	7
1706 NAMEOKI 06	16	59	15	8	5	22	13	0	15
1707 NAMEOKI 07	6	37	7	3	4	23	14	0	11
1708 NAMEOKI 08	4	30	6	7	4	17	8	0	6
1801 CHOUTEAU 01	5	62	17	5	7	17	12	0	5
1802 CHOUTEAU 02	5	45	10	8	1	15	13	0	11
1803 CHOUTEAU 03	5	22	3	2	4	6	6	0	6
1804 CHOUTEAU 04	13	62	12	8	1	18	8	0	5
1805 CHOUTEAU 05	6	36	1	9	2	17	8	1	9
1806 CHOUTEAU 06	11	55	9	6	8	24	10	0	9
1901 WOOD RIVER 01	6	33	6	5	8	11	9	0	12
1902 WOOD RIVER 02	11	26	5	7	10	17	12	0	4
1903 WOOD RIVER 03	18	34	5	6	11	16	13	1	16
1904 WOOD RIVER 04	9	36	6	4	5	13	16	0	6
1905 WOOD RIVER 05	8	39	6	4	3	15	9	0	17
1906 WOOD RIVER 06	5	50	9	3	8	16	12	0	5
1907 WOOD RIVER 07	11	43	8	5	8	10	8	0	16
1908 WOOD RIVER 08	11	38	9	4	9	9	5	0	9
1909 WOOD RIVER 09	8	25	5	8	3	5	4	0	2
1910 WOOD RIVER 10	12	47	14	5	16	32	17	0	17
1911 WOOD RIVER 11	5	31	1	5	4	9	7	0	8
1912 WOOD RIVER 12	14	42	6	2	9	31	9	0	19
1913 WOOD RIVER 13	13	47	14	9	11	28	23	0	15
1914 WOOD RIVER 14	9	41	10	5	9	36	15	0	24
1915 WOOD RIVER 15	3	15	3	3	2	5	10	0	1
1916 WOOD RIVER 16	17	42	7	7	6	31	14	0	14
1917 WOOD RIVER 17	5	19	7	1	4	5	7	0	2
1918 WOOD RIVER 18	8	23	2	2	2	10	9	0	4
1919 WOOD RIVER 19	14	37	12	6	9	22	14	0	13
1920 WOOD RIVER 20	6	33	3	4	8	20	10	0	15
1921 WOOD RIVER 21	5	26	5	5	9	22	11	0	14
2001 FOSTER 01	15	49	5	6	3	39	27	2	18
2002 FOSTER 02	13	43	18	9	8	34	18	0	20
2003 FOSTER 03	10	33	13	2	6	22	16	0	11
2004 FOSTER 04	9	26	8	5	4	26	14	0	16
2101 VENICE 01	1	1	0	1	1	1	2	0	0
2102 VENICE 02	3	11	0	3	2	4	3	0	2
2103 VENICE 03	1	3	2	1	1	1	1	0	2
2104 VENICE 04	2	9	2	2	2	1	7	0	1
2201 GRANITE CITY 01	4	33	2	3	3	5	6	0	1
2202 GRANITE CITY 02	10	54	9	4	11	14	12	0	19
2203 GRANITE CITY 03	16	56	14	10	13	29	20	0	33
2204 GRANITE CITY 04	16	69	11	5	9	30	11	0	20
2205 GRANITE CITY 05	8	71	7	7	10	14	8	0	18
2206 GRANITE CITY 06	16	64	6	4	3	21	21	0	18
2207 GRANITE CITY 07	8	27	9	1	3	8	8	0	8
2208 GRANITE CITY 08	4	18	9	5	8	17	5	0	5
2209 GRANITE CITY 09	16	66	9	11	3	16	20	0	28

UNITED STATES SENATOR

Vote for not more than 1

01 = CASEY CHLEBEK	1,734	8.21		
02 = PEGGY HUBBARD	8,288	39.26	06 = KATHY SALVI	4,344 20.58
03 = ROBERT "BOBBY" PITON	1,949	9.23	07 = MATTHEW "MATT" DUBIEL	2,376 11.25
04 = JIMMY LEE TILLMAN II	1,115	5.28	08 = OVER VOTES	23
05 = ANTHONY W. WILLIAMS	1,306	6.19	09 = UNDER VOTES	2,770

(CONTINUED FROM PREVIOUS PAGE)

	01	02	03	04	05	06	07	08	09
2210 GRANITE CITY 10	9	34	7	4	2	10	20	0	5
2211 GRANITE CITY 11	4	30	4	3	5	4	11	0	3
2212 GRANITE CITY 12	14	44	7	9	8	21	14	0	8
2213 GRANITE CITY 13	3	21	2	0	2	8	7	0	3
2214 GRANITE CITY 14	7	31	15	3	6	7	8	0	4
2215 GRANITE CITY 15	6	46	9	4	6	18	5	0	9
2216 GRANITE CITY 16	14	56	16	14	11	20	12	0	10
2217 GRANITE CITY 17	18	76	11	7	13	24	14	0	25
2301 ALTON 01	5	24	5	2	4	16	7	0	6
2302 ALTON 02	3	3	1	3	4	10	6	0	3
2303 ALTON 03	7	39	5	4	8	18	13	0	10
2304 ALTON 04	3	10	5	8	3	12	3	0	3
2305 ALTON 05	7	38	7	7	8	25	11	0	16
2306 ALTON 06	4	30	6	3	6	14	2	0	10
2307 ALTON 07	2	12	6	2	4	11	5	0	4
2308 ALTON 08	3	12	7	2	5	11	4	0	0
2309 ALTON 09	3	38	1	0	8	17	8	0	6
2310 ALTON 10	10	30	15	8	6	26	10	0	9
2311 ALTON 11	2	19	2	3	4	9	8	0	9
2312 ALTON 12	5	23	9	5	7	23	10	0	10
2313 ALTON 13	1	10	2	7	3	7	3	0	2
2314 ALTON 14	18	42	8	7	6	24	15	1	14
2315 ALTON 15	13	24	8	2	4	13	11	0	4
2316 ALTON 16	0	23	3	2	3	9	12	0	3
2317 ALTON 17	2	12	2	3	1	8	5	0	7
2401 GODFREY 01	14	43	11	5	6	21	16	0	17
2402 GODFREY 02	6	17	3	2	3	11	8	0	2
2403 GODFREY 03	11	40	11	5	15	25	14	0	41
2404 GODFREY 04	16	64	16	13	16	48	35	0	31
2405 GODFREY 05	10	50	10	7	9	38	14	0	29
2406 GODFREY 06	12	22	4	2	14	38	21	0	24
2407 GODFREY 07	8	40	7	6	8	33	14	0	27
2408 GODFREY 08	13	71	11	13	6	36	13	0	24
2409 GODFREY 09	15	70	17	13	14	39	24	0	20
2410 GODFREY 10	13	45	7	6	9	20	14	0	25
2411 GODFREY 11	10	18	3	5	4	9	5	0	7
2412 GODFREY 12	11	29	10	3	9	26	17	0	6
2413 GODFREY 13	7	68	15	11	17	32	24	1	22
2414 GODFREY 14	22	55	12	13	19	34	22	0	48

	VOTES	PERCENT		VOTES	PERCENT
GOVERNOR & LT. GOVERNOR STATE-WIDE					
Vote for not more than 1					
01 = (DARREN BAILEY	14,940	64.05			
02 = (PAUL SCHIMPF	1,177	5.05	06 = (JESSE SULLIVAN	3,059	13.12
03 = (RICHARD C. IRVIN	3,269	14.02	07 = WRITE-IN	19	.08
04 = (GARY RABINE	652	2.80	08 = OVER VOTES	24	
05 = (MAX SOLOMON	208	.89	09 = UNDER VOTES	555	

	01	02	03	04	05	06	07	08	09
0101 HELVETIA 01	107	6	8	5	2	10	0	0	4
0102 HELVETIA 02	141	9	17	5	1	10	0	0	4
0103 HELVETIA 03	128	6	7	5	0	10	0	0	2
0104 HELVETIA 04	127	12	20	5	0	16	0	0	7
0105 HELVETIA 05	166	14	25	6	3	25	0	1	6
0106 HELVETIA 06	159	10	22	6	2	29	0	0	6
0201 SALINE 01	127	11	18	3	3	12	0	0	1
0202 SALINE 02	150	9	23	2	2	21	0	1	6
0203 SALINE 03	126	4	21	2	1	16	0	0	4
0204 SALINE 04	147	8	28	4	0	18	0	0	2
0205 SALINE 05	178	7	36	5	0	18	0	0	9
0301 LEEF 01	81	3	4	3	1	16	0	0	0
0401 NEW DOUGLAS 01	58	5	8	0	1	8	0	0	1
0501 ST. JACOB 01	166	10	19	4	3	18	0	0	0
0502 ST. JACOB 02	135	17	27	3	1	13	0	0	6
0601 MARINE 01	100	8	20	1	0	15	0	0	2
0602 MARINE 02	109	8	13	5	1	19	0	2	1
0701 ALHAMBRA 01	197	15	21	12	2	38	0	0	1
0801 OLIVE 01	103	5	22	8	0	14	0	0	8
0802 OLIVE 02	40	3	10	0	0	7	0	0	1
0901 JARVIS 01	81	12	14	4	0	17	0	0	1
0902 JARVIS 02	61	6	18	1	3	19	0	0	1
0903 JARVIS 03	107	7	22	1	2	5	0	0	2
0904 JARVIS 04	115	10	16	5	0	14	0	0	2
0905 JARVIS 05	71	3	26	2	1	17	0	0	0
0906 JARVIS 06	84	2	11	6	3	14	0	0	0
0907 JARVIS 07	60	3	26	4	0	11	0	1	1
0908 JARVIS 08	87	3	16	4	2	17	0	0	0
0909 JARVIS 09	100	6	27	8	3	25	0	0	4
0910 JARVIS 10	118	12	38	11	1	24	0	0	3
0911 JARVIS 11	82	4	23	3	1	21	0	0	0
0912 JARVIS 12	45	8	13	5	2	10	1	0	1
1001 PIN OAK 01	111	10	32	4	1	22	0	0	6
1002 PIN OAK 02	89	13	32	3	2	26	0	0	8
1003 PIN OAK 03	152	14	33	7	0	21	0	0	7
1101 HAMEL 01	119	6	30	4	0	22	0	0	2
1102 HAMEL 02	123	12	38	12	7	21	1	1	8
1201 OMPHGENT 01	157	4	50	7	2	23	0	0	4
1202 OMPHGENT 02	78	4	26	2	1	19	0	0	2
1301 COLLINSVILLE 01	74	4	10	4	0	9	0	0	1
1302 COLLINSVILLE 02	77	10	12	2	0	14	1	0	0
1303 COLLINSVILLE 03	87	6	4	4	2	26	0	0	1
1304 COLLINSVILLE 04	37	5	11	3	0	13	2	0	1
1305 COLLINSVILLE 05	84	3	11	2	0	7	0	0	0
1306 COLLINSVILLE 06	45	3	10	1	1	4	0	0	0
1307 COLLINSVILLE 07	116	7	19	6	0	9	0	0	0
1308 COLLINSVILLE 08	95	10	16	2	2	10	0	0	1
1309 COLLINSVILLE 09	115	12	22	0	2	15	0	0	4
1310 COLLINSVILLE 10	113	9	20	2	2	16	0	1	2
1311 COLLINSVILLE 11	133	14	23	8	2	28	0	0	2
1312 COLLINSVILLE 12	116	6	13	10	2	19	0	0	1

GOVERNOR & LT. GOVERNOR STATE-WIDE

Vote for not more than 1

01 = (DARREN BAILEY

02 = (PAUL SCHIMPF

03 = (RICHARD C. IRVIN

04 = (GARY RABINE

05 = (MAX SOLOMON

VOTES PERCENT

14,940 64.05

1,177 5.05

3,269 14.02

652 2.80

208 .89

06 = (JESSE SULLIVAN

07 = WRITE-IN

08 = OVER VOTES

09 = UNDER VOTES

VOTES PERCENT

3,059 13.12

19 .08

24

555

(CONTINUED FROM PREVIOUS PAGE)

	01	02	03	04	05	06	07	08	09
1313 COLLINSVILLE 13	51	2	7	1	0	5	0	0	1
1314 COLLINSVILLE 14	88	4	15	2	1	15	0	0	1
1315 COLLINSVILLE 15	74	11	23	3	1	18	0	0	9
1316 COLLINSVILLE 16	67	7	9	4	1	7	0	0	2
1317 COLLINSVILLE 17	112	13	25	5	2	11	0	0	4
1318 COLLINSVILLE 18	87	18	37	3	3	19	1	0	4
1319 COLLINSVILLE 19	54	4	25	3	1	12	0	0	3
1320 COLLINSVILLE 20	101	4	38	6	0	18	0	0	3
1321 COLLINSVILLE 21	125	7	18	3	1	23	0	0	3
1322 COLLINSVILLE 22	63	3	9	4	2	7	0	0	1
1323 COLLINSVILLE 23	96	6	21	5	1	16	1	0	2
1324 COLLINSVILLE 24	66	5	23	6	0	9	0	0	1
1325 COLLINSVILLE 25	83	10	13	5	0	16	0	0	3
1401 EDWARDSVILLE 01	103	10	21	3	1	17	0	0	7
1402 EDWARDSVILLE 02	44	10	18	2	1	8	0	0	5
1403 EDWARDSVILLE 03	57	8	11	3	1	16	0	0	7
1404 EDWARDSVILLE 04	47	8	19	2	1	8	1	1	3
1405 EDWARDSVILLE 05	36	2	11	4	0	6	0	0	3
1406 EDWARDSVILLE 06	81	15	27	4	1	13	0	0	2
1407 EDWARDSVILLE 07	64	6	15	5	2	29	0	1	4
1408 EDWARDSVILLE 08	66	8	20	8	2	20	0	0	2
1409 EDWARDSVILLE 09	35	2	5	0	1	5	0	0	2
1410 EDWARDSVILLE 10	89	3	28	4	2	29	0	0	11
1411 EDWARDSVILLE 11	75	7	8	2	1	17	0	0	1
1412 EDWARDSVILLE 12	21	2	2	1	1	5	0	0	0
1413 EDWARDSVILLE 13	75	8	30	2	1	20	1	0	6
1414 EDWARDSVILLE 14	42	7	17	2	2	20	0	0	2
1415 EDWARDSVILLE 15	39	2	17	2	2	13	0	0	3
1416 EDWARDSVILLE 16	71	2	31	6	1	18	0	0	2
1417 EDWARDSVILLE 17	94	12	35	1	3	27	0	0	3
1418 EDWARDSVILLE 18	78	8	32	5	1	46	0	0	3
1419 EDWARDSVILLE 19	61	11	24	6	3	24	0	0	14
1420 EDWARDSVILLE 20	65	9	41	3	5	21	0	1	2
1421 EDWARDSVILLE 21	66	11	30	5	4	15	0	0	11
1422 EDWARDSVILLE 22	54	5	17	5	0	9	0	1	0
1423 EDWARDSVILLE 23	36	6	10	2	3	9	0	0	4
1424 EDWARDSVILLE 24	39	9	21	1	0	8	0	0	2
1425 EDWARDSVILLE 25	39	6	14	3	1	15	1	0	4
1426 EDWARDSVILLE 26	45	4	18	3	2	12	0	0	2
1501 FORT RUSSELL 01	108	10	49	4	2	24	0	0	6
1502 FORT RUSSELL 02	74	5	16	1	0	17	0	0	1
1503 FORT RUSSELL 03	90	4	13	4	0	30	0	0	1
1504 FORT RUSSELL 04	106	6	24	5	3	32	0	0	2
1505 FORT RUSSELL 05	60	3	12	1	1	7	0	0	4
1506 FORT RUSSELL 06	111	5	24	6	3	16	0	0	2
1507 FORT RUSSELL 07	89	6	23	7	1	25	0	0	2
1601 MORO 01	84	8	24	8	0	24	0	0	2
1602 MORO 02	91	11	30	3	1	24	0	0	2
1603 MORO 03	118	4	34	5	0	17	0	1	0
1701 NAMEOKI 01	102	4	9	4	1	14	0	1	3
1702 NAMEOKI 02	15	1	1	1	0	2	0	0	1

	VOTES	PERCENT		VOTES	PERCENT
GOVERNOR & LT. GOVERNOR STATE-WIDE					
Vote for not more than 1					
01 = (DARREN BAILEY	14,940	64.05			
02 = (PAUL SCHIMPF	1,177	5.05	06 = (JESSE SULLIVAN	3,059	13.12
03 = (RICHARD C. IRVIN	3,269	14.02	07 = WRITE-IN	19	.08
04 = (GARY RABINE	652	2.80	08 = OVER VOTES	24	
05 = (MAX SOLOMON	208	.89	09 = UNDER VOTES	555	

(CONTINUED FROM PREVIOUS PAGE)

	01	02	03	04	05	06	07	08	09
1703 NAMEOKI 03	90	9	16	4	1	26	1	0	9
1704 NAMEOKI 04	26	1	3	1	0	1	0	0	0
1705 NAMEOKI 05	55	3	4	1	0	14	0	0	1
1706 NAMEOKI 06	97	3	19	1	3	25	0	0	5
1707 NAMEOKI 07	67	5	12	3	1	15	0	0	2
1708 NAMEOKI 08	53	4	4	2	0	16	0	1	2
1801 CHOUTEAU 01	94	5	7	1	1	21	1	0	0
1802 CHOUTEAU 02	79	6	3	2	0	17	0	0	1
1803 CHOUTEAU 03	33	6	2	2	0	9	0	0	2
1804 CHOUTEAU 04	93	3	9	3	2	15	1	0	1
1805 CHOUTEAU 05	59	2	9	3	0	14	0	0	2
1806 CHOUTEAU 06	90	2	12	6	1	17	0	0	4
1901 WOOD RIVER 01	59	2	9	2	1	14	0	0	3
1902 WOOD RIVER 02	59	5	7	5	2	13	0	0	1
1903 WOOD RIVER 03	81	1	12	3	4	18	0	0	1
1904 WOOD RIVER 04	60	8	9	2	0	11	0	0	5
1905 WOOD RIVER 05	71	3	8	1	0	17	0	0	1
1906 WOOD RIVER 06	71	5	11	0	0	20	0	0	1
1907 WOOD RIVER 07	68	6	8	4	0	19	0	0	4
1908 WOOD RIVER 08	72	0	11	2	0	7	0	0	2
1909 WOOD RIVER 09	50	2	5	0	1	2	0	0	0
1910 WOOD RIVER 10	107	6	11	3	0	29	0	1	3
1911 WOOD RIVER 11	53	1	4	1	2	9	0	0	0
1912 WOOD RIVER 12	70	10	22	2	1	19	0	1	7
1913 WOOD RIVER 13	94	10	19	5	2	27	0	0	3
1914 WOOD RIVER 14	82	9	22	7	1	22	0	0	6
1915 WOOD RIVER 15	32	1	2	2	0	5	0	0	0
1916 WOOD RIVER 16	89	4	10	3	1	28	0	0	3
1917 WOOD RIVER 17	31	3	7	0	0	8	0	0	1
1918 WOOD RIVER 18	37	4	7	1	0	11	0	0	0
1919 WOOD RIVER 19	81	7	17	2	2	14	0	1	3
1920 WOOD RIVER 20	52	5	12	2	0	23	0	1	4
1921 WOOD RIVER 21	57	4	14	1	2	19	0	0	0
2001 FOSTER 01	112	5	21	6	0	19	0	0	1
2002 FOSTER 02	109	11	12	6	0	22	0	0	3
2003 FOSTER 03	72	8	13	1	1	17	0	0	1
2004 FOSTER 04	75	6	15	2	0	6	0	0	4
2101 VENICE 01	1	1	3	0	1	1	0	0	0
2102 VENICE 02	21	0	2	1	0	4	0	0	0
2103 VENICE 03	4	1	4	0	0	3	0	0	0
2104 VENICE 04	16	0	4	2	0	4	0	0	0
2201 GRANITE CITY 01	44	1	3	4	0	4	0	0	1
2202 GRANITE CITY 02	65	10	17	6	0	24	0	0	11
2203 GRANITE CITY 03	110	12	16	5	1	27	0	1	19
2204 GRANITE CITY 04	107	7	26	2	0	18	0	0	11
2205 GRANITE CITY 05	89	2	18	3	0	22	0	0	9
2206 GRANITE CITY 06	87	6	21	6	1	26	0	0	6
2207 GRANITE CITY 07	40	6	7	6	0	10	0	0	3
2208 GRANITE CITY 08	46	3	12	0	2	6	0	0	2
2209 GRANITE CITY 09	94	8	20	2	2	31	2	0	10
2210 GRANITE CITY 10	60	11	7	0	1	12	0	0	0

	VOTES	PERCENT		VOTES	PERCENT
GOVERNOR & LT. GOVERNOR STATE-WIDE					
Vote for not more than 1					
01 = (DARREN BAILEY	14,940	64.05			
02 = (PAUL SCHIMPF	1,177	5.05	06 = (JESSE SULLIVAN	3,059	13.12
03 = (RICHARD C. IRVIN	3,269	14.02	07 = WRITE-IN	19	.08
04 = (GARY RABINE	652	2.80	08 = OVER VOTES	24	
05 = (MAX SOLOMON	208	.89	09 = UNDER VOTES	555	

(CONTINUED FROM PREVIOUS PAGE)

	01	02	03	04	05	06	07	08	09
2211 GRANITE CITY 11	37	5	7	4	1	9	0	0	1
2212 GRANITE CITY 12	82	5	11	6	2	19	0	0	0
2213 GRANITE CITY 13	23	4	2	1	1	15	0	0	0
2214 GRANITE CITY 14	45	5	12	6	2	10	0	0	1
2215 GRANITE CITY 15	63	4	15	3	0	15	1	0	2
2216 GRANITE CITY 16	92	9	19	7	4	20	0	1	1
2217 GRANITE CITY 17	110	12	23	6	1	27	1	0	8
2301 ALTON 01	40	4	14	2	0	8	0	0	1
2302 ALTON 02	13	1	2	3	1	12	0	0	1
2303 ALTON 03	59	2	24	1	0	17	0	0	1
2304 ALTON 04	27	2	9	0	1	6	0	0	2
2305 ALTON 05	64	2	21	1	2	25	0	0	4
2306 ALTON 06	49	8	9	2	0	5	0	1	1
2307 ALTON 07	29	2	7	0	0	8	0	0	0
2308 ALTON 08	30	0	1	2	2	9	0	0	0
2309 ALTON 09	49	3	15	0	1	11	0	0	2
2310 ALTON 10	79	2	16	3	3	9	0	0	2
2311 ALTON 11	30	3	11	0	0	10	0	0	2
2312 ALTON 12	44	4	25	2	1	13	0	0	3
2313 ALTON 13	17	2	8	2	0	4	0	1	1
2314 ALTON 14	94	7	6	4	0	20	0	0	4
2315 ALTON 15	46	5	11	0	0	15	1	1	0
2316 ALTON 16	42	2	4	0	0	6	0	1	0
2317 ALTON 17	24	2	4	0	0	8	0	0	2
2401 GODFREY 01	67	14	24	4	1	18	0	0	5
2402 GODFREY 02	33	2	5	1	0	11	0	0	0
2403 GODFREY 03	84	10	39	1	2	18	0	0	8
2404 GODFREY 04	127	11	56	4	1	35	0	0	5
2405 GODFREY 05	97	7	29	2	0	27	0	0	5
2406 GODFREY 06	89	3	20	5	2	17	0	0	1
2407 GODFREY 07	79	7	28	6	0	19	0	0	4
2408 GODFREY 08	110	11	36	6	0	18	0	0	6
2409 GODFREY 09	122	12	36	7	1	30	0	0	4
2410 GODFREY 10	93	4	17	4	0	17	1	0	3
2411 GODFREY 11	41	1	11	3	1	3	0	0	1
2412 GODFREY 12	64	2	16	6	3	19	0	0	1
2413 GODFREY 13	136	4	26	8	0	22	0	0	1
2414 GODFREY 14	132	11	27	7	4	34	0	0	10

NUMBERED KEY CANVASS

2022 General Primary Election
 Madison County, Illinois
 June 28, 2022
 REPUBLICAN

Official Results

	VOTES	PERCENT	VOTES	PERCENT
ATTORNEY GENERAL STATE-WIDE				
Vote for not more than 1				
01 = STEVE KIM	6,250	29.54		
02 = DAVID SHESTOKAS	4,570	21.60	04 = OVER VOTES	3
03 = THOMAS G. DeVORE	10,336	48.86	05 = UNDER VOTES	2,744

	01	02	03	04	05
0101 HELVETIA 01	29	26	75	0	12
0102 HELVETIA 02	44	30	94	0	19
0103 HELVETIA 03	25	34	86	0	13
0104 HELVETIA 04	31	35	105	0	16
0105 HELVETIA 05	50	41	129	0	26
0106 HELVETIA 06	61	44	109	0	20
0201 SALINE 01	32	29	103	0	11
0202 SALINE 02	48	32	111	0	23
0203 SALINE 03	49	25	88	0	12
0204 SALINE 04	38	46	101	0	22
0205 SALINE 05	45	41	131	0	36
0301 LEEF 01	22	21	55	0	10
0401 NEW DOUGLAS 01	19	11	41	0	10
0501 ST. JACOB 01	53	37	107	0	23
0502 ST. JACOB 02	40	42	94	0	26
0601 MARINE 01	39	29	66	0	12
0602 MARINE 02	29	37	75	0	17
0701 ALHAMBRA 01	58	68	129	0	31
0801 OLIVE 01	29	28	82	0	21
0802 OLIVE 02	20	8	25	0	8
0901 JARVIS 01	41	18	56	0	14
0902 JARVIS 02	40	23	37	0	9
0903 JARVIS 03	36	21	74	0	15
0904 JARVIS 04	37	35	68	0	22
0905 JARVIS 05	31	29	43	0	17
0906 JARVIS 06	36	21	61	0	2
0907 JARVIS 07	33	21	42	0	10
0908 JARVIS 08	20	21	69	0	19
0909 JARVIS 09	45	34	74	0	20
0910 JARVIS 10	59	37	86	0	25
0911 JARVIS 11	41	23	57	0	13
0912 JARVIS 12	23	12	40	0	10
1001 PIN OAK 01	48	44	67	0	27
1002 PIN OAK 02	48	20	73	1	31
1003 PIN OAK 03	57	47	96	0	34
1101 HAMEL 01	39	28	96	0	20
1102 HAMEL 02	38	41	106	0	38
1201 OMPHGHEENT 01	40	49	121	0	37
1202 OMPHGHEENT 02	44	23	53	0	12
1301 COLLINSVILLE 01	23	24	47	0	8
1302 COLLINSVILLE 02	27	27	55	0	7
1303 COLLINSVILLE 03	22	28	71	0	9
1304 COLLINSVILLE 04	18	13	34	0	7
1305 COLLINSVILLE 05	29	15	54	0	9
1306 COLLINSVILLE 06	13	9	39	0	3
1307 COLLINSVILLE 07	27	30	94	0	6
1308 COLLINSVILLE 08	27	19	80	0	10
1309 COLLINSVILLE 09	49	22	79	0	20
1310 COLLINSVILLE 10	39	29	86	0	11
1311 COLLINSVILLE 11	53	41	100	0	16
1312 COLLINSVILLE 12	25	29	101	0	12
1313 COLLINSVILLE 13	16	18	26	0	7
1314 COLLINSVILLE 14	18	26	68	0	14

NUMBERED KEY CANVASS

2022 General Primary Election
 Madison County, Illinois
 June 28, 2022
 REPUBLICAN

Official Results

ATTORNEY GENERAL STATE-WIDE

Vote for not more than 1

01 = STEVE KIM	6,250	29.54
02 = DAVID SHESTOKAS	4,570	21.60
03 = THOMAS G. DeVORE	10,336	48.86

04 = OVER VOTES
 05 = UNDER VOTES

VOTES PERCENT
 3
 2,744

(CONTINUED FROM PREVIOUS PAGE)

	01	02	03	04	05
1315 COLLINSVILLE 15	30	31	59	0	19
1316 COLLINSVILLE 16	17	17	56	0	7
1317 COLLINSVILLE 17	31	34	84	0	23
1318 COLLINSVILLE 18	31	30	94	0	17
1319 COLLINSVILLE 19	16	20	57	0	9
1320 COLLINSVILLE 20	44	17	98	0	11
1321 COLLINSVILLE 21	37	30	89	0	24
1322 COLLINSVILLE 22	27	19	38	0	5
1323 COLLINSVILLE 23	37	24	72	0	15
1324 COLLINSVILLE 24	26	17	58	0	9
1325 COLLINSVILLE 25	27	36	47	0	20
1401 EDWARDSVILLE 01	41	38	63	0	20
1402 EDWARDSVILLE 02	27	13	38	0	10
1403 EDWARDSVILLE 03	26	20	39	0	18
1404 EDWARDSVILLE 04	19	16	43	0	12
1405 EDWARDSVILLE 05	20	13	23	0	6
1406 EDWARDSVILLE 06	48	24	56	0	15
1407 EDWARDSVILLE 07	35	21	51	0	19
1408 EDWARDSVILLE 08	34	33	48	0	11
1409 EDWARDSVILLE 09	11	6	27	0	6
1410 EDWARDSVILLE 10	45	33	58	0	30
1411 EDWARDSVILLE 11	19	19	60	0	13
1412 EDWARDSVILLE 12	6	9	15	0	2
1413 EDWARDSVILLE 13	41	29	42	0	31
1414 EDWARDSVILLE 14	26	22	37	0	7
1415 EDWARDSVILLE 15	20	11	37	0	10
1416 EDWARDSVILLE 16	41	18	55	0	17
1417 EDWARDSVILLE 17	55	23	79	0	18
1418 EDWARDSVILLE 18	48	36	59	0	30
1419 EDWARDSVILLE 19	29	25	63	0	26
1420 EDWARDSVILLE 20	54	21	52	0	20
1421 EDWARDSVILLE 21	36	28	50	0	28
1422 EDWARDSVILLE 22	23	13	47	0	8
1423 EDWARDSVILLE 23	20	12	27	0	11
1424 EDWARDSVILLE 24	18	11	32	0	19
1425 EDWARDSVILLE 25	29	14	30	0	10
1426 EDWARDSVILLE 26	20	23	33	0	10
1501 FORT RUSSELL 01	66	26	85	0	26
1502 FORT RUSSELL 02	43	22	41	0	8
1503 FORT RUSSELL 03	44	25	64	0	9
1504 FORT RUSSELL 04	33	26	97	0	22
1505 FORT RUSSELL 05	11	22	41	0	14
1506 FORT RUSSELL 06	38	32	78	0	19
1507 FORT RUSSELL 07	41	22	74	0	16
1601 MORO 01	28	25	80	0	17
1602 MORO 02	50	28	68	0	16
1603 MORO 03	41	35	87	0	16
1701 NAMEOKI 01	44	25	59	0	10
1702 NAMEOKI 02	3	6	9	0	3
1703 NAMEOKI 03	47	41	50	0	18
1704 NAMEOKI 04	6	12	10	0	4
1705 NAMEOKI 05	31	13	26	0	8
1706 NAMEOKI 06	57	25	53	0	18

NUMBERED KEY CANVASS

2022 General Primary Election
 Madison County, Illinois
 June 28, 2022
 REPUBLICAN

Official Results

	VOTES	PERCENT	VOTES	PERCENT
ATTORNEY GENERAL STATE-WIDE				
Vote for not more than 1				
01 = STEVE KIM	6,250	29.54		
02 = DAVID SHESTOKAS	4,570	21.60	04 = OVER VOTES	3
03 = THOMAS G. DeVORE	10,336	48.86	05 = UNDER VOTES	2,744

(CONTINUED FROM PREVIOUS PAGE)

	01	02	03	04	05
1707 NAMEOKI 07	30	20	41	0	14
1708 NAMEOKI 08	21	24	30	0	7
1801 CHOUTEAU 01	41	21	61	0	7
1802 CHOUTEAU 02	27	24	47	0	10
1803 CHOUTEAU 03	10	13	24	0	7
1804 CHOUTEAU 04	36	32	46	0	13
1805 CHOUTEAU 05	28	14	37	0	10
1806 CHOUTEAU 06	32	36	52	0	12
1901 WOOD RIVER 01	28	18	32	0	12
1902 WOOD RIVER 02	36	17	32	0	7
1903 WOOD RIVER 03	41	17	49	0	13
1904 WOOD RIVER 04	24	24	39	0	8
1905 WOOD RIVER 05	31	15	43	0	12
1906 WOOD RIVER 06	29	24	51	0	4
1907 WOOD RIVER 07	34	14	46	0	15
1908 WOOD RIVER 08	24	25	38	0	7
1909 WOOD RIVER 09	25	13	21	0	1
1910 WOOD RIVER 10	30	24	84	0	22
1911 WOOD RIVER 11	17	12	35	0	6
1912 WOOD RIVER 12	32	17	63	0	20
1913 WOOD RIVER 13	43	33	68	0	16
1914 WOOD RIVER 14	30	22	78	0	19
1915 WOOD RIVER 15	9	10	21	0	2
1916 WOOD RIVER 16	47	21	55	1	14
1917 WOOD RIVER 17	16	12	17	0	5
1918 WOOD RIVER 18	17	14	22	0	7
1919 WOOD RIVER 19	37	25	47	0	18
1920 WOOD RIVER 20	40	11	36	0	12
1921 WOOD RIVER 21	22	24	40	0	11
2001 FOSTER 01	44	29	72	0	19
2002 FOSTER 02	54	34	62	0	13
2003 FOSTER 03	43	19	42	0	9
2004 FOSTER 04	31	28	31	0	18
2101 VENICE 01	3	2	2	0	0
2102 VENICE 02	9	4	12	0	3
2103 VENICE 03	2	3	4	0	3
2104 VENICE 04	7	8	9	0	2
2201 GRANITE CITY 01	22	16	16	0	3
2202 GRANITE CITY 02	33	37	44	0	19
2203 GRANITE CITY 03	53	45	52	0	41
2204 GRANITE CITY 04	49	30	64	0	28
2205 GRANITE CITY 05	42	23	56	0	22
2206 GRANITE CITY 06	47	41	43	0	22
2207 GRANITE CITY 07	17	22	22	0	11
2208 GRANITE CITY 08	25	16	24	0	6
2209 GRANITE CITY 09	52	34	53	0	30
2210 GRANITE CITY 10	30	16	39	0	6
2211 GRANITE CITY 11	20	22	16	0	6
2212 GRANITE CITY 12	34	33	48	0	10
2213 GRANITE CITY 13	15	17	12	0	2
2214 GRANITE CITY 14	20	27	30	0	4
2215 GRANITE CITY 15	30	20	44	0	9
2216 GRANITE CITY 16	40	45	60	0	8

ATTORNEY GENERAL STATE-WIDE

Vote for not more than 1

01 = STEVE KIM

02 = DAVID SHESTOKAS

03 = THOMAS G. DeVORE

VOTES PERCENT

6,250 29.54

4,570 21.60

10,336 48.86

04 = OVER VOTES

05 = UNDER VOTES

VOTES PERCENT

3

2,744

(CONTINUED FROM PREVIOUS PAGE)

	01	02	03	04	05
2217 GRANITE CITY 17	47	45	59	0	37
2301 ALTON 01	22	10	31	0	6
2302 ALTON 02	15	6	10	0	2
2303 ALTON 03	33	24	32	0	15
2304 ALTON 04	13	11	19	0	4
2305 ALTON 05	31	26	42	0	20
2306 ALTON 06	24	13	29	0	9
2307 ALTON 07	14	9	20	0	3
2308 ALTON 08	14	12	16	0	2
2309 ALTON 09	24	16	33	0	8
2310 ALTON 10	33	28	39	0	14
2311 ALTON 11	14	8	20	0	14
2312 ALTON 12	28	21	32	0	11
2313 ALTON 13	15	10	8	0	2
2314 ALTON 14	35	31	50	0	19
2315 ALTON 15	19	25	30	0	5
2316 ALTON 16	14	7	29	0	5
2317 ALTON 17	15	8	11	0	6
2401 GODFREY 01	51	23	45	0	14
2402 GODFREY 02	19	12	18	0	3
2403 GODFREY 03	54	20	55	0	33
2404 GODFREY 04	92	48	72	0	27
2405 GODFREY 05	48	24	69	0	26
2406 GODFREY 06	35	15	63	0	24
2407 GODFREY 07	44	22	57	0	20
2408 GODFREY 08	44	43	75	1	24
2409 GODFREY 09	68	44	75	0	25
2410 GODFREY 10	39	32	50	0	18
2411 GODFREY 11	21	11	24	0	5
2412 GODFREY 12	44	13	45	0	9
2413 GODFREY 13	54	38	91	0	14
2414 GODFREY 14	68	36	78	0	43

NUMBERED KEY CANVASS

2022 General Primary Election
 Madison County, Illinois
 June 28, 2022
 REPUBLICAN

Official Results

SECRETARY OF STATE STATE-WIDE

VOTES PERCENT

VOTES PERCENT

Vote for not more than 1

01 = DAN BRADY

02 = JOHN C. MILHISER

13,857 67.89
 6,555 32.11

03 = OVER VOTES
 04 = UNDER VOTES

6
 3,485

 01 02 03 04

0101 HELVETIA 01	83	43	0	16
0102 HELVETIA 02	116	45	0	26
0103 HELVETIA 03	102	36	0	20
0104 HELVETIA 04	110	44	0	33
0105 HELVETIA 05	138	69	1	38
0106 HELVETIA 06	136	67	0	31
0201 SALINE 01	109	41	0	25
0202 SALINE 02	114	67	0	33
0203 SALINE 03	120	36	0	18
0204 SALINE 04	134	50	0	23
0205 SALINE 05	140	57	0	56
0301 LEEF 01	58	31	0	19
0401 NEW DOUGLAS 01	40	20	0	21
0501 ST. JACOB 01	123	62	0	35
0502 ST. JACOB 02	114	52	0	36
0601 MARINE 01	85	38	0	23
0602 MARINE 02	94	36	0	28
0701 ALHAMBRA 01	155	78	0	53
0801 OLIVE 01	72	60	0	28
0802 OLIVE 02	35	16	0	10
0901 JARVIS 01	71	33	0	25
0902 JARVIS 02	67	33	0	9
0903 JARVIS 03	75	49	0	22
0904 JARVIS 04	93	44	0	25
0905 JARVIS 05	66	32	0	22
0906 JARVIS 06	77	34	0	9
0907 JARVIS 07	65	24	0	17
0908 JARVIS 08	61	44	0	24
0909 JARVIS 09	86	59	0	28
0910 JARVIS 10	108	71	0	28
0911 JARVIS 11	74	42	0	18
0912 JARVIS 12	45	19	0	21
1001 PIN OAK 01	117	36	0	33
1002 PIN OAK 02	92	42	0	39
1003 PIN OAK 03	118	70	0	46
1101 HAMEL 01	103	51	0	29
1102 HAMEL 02	114	67	0	42
1201 OMPHGENT 01	128	80	0	39
1202 OMPHGENT 02	67	48	0	17
1301 COLLINSVILLE 01	73	19	0	10
1302 COLLINSVILLE 02	63	43	0	10
1303 COLLINSVILLE 03	72	45	0	13
1304 COLLINSVILLE 04	44	18	0	10
1305 COLLINSVILLE 05	61	34	0	12
1306 COLLINSVILLE 06	42	19	0	3
1307 COLLINSVILLE 07	92	52	1	12
1308 COLLINSVILLE 08	86	33	0	17
1309 COLLINSVILLE 09	84	56	0	30
1310 COLLINSVILLE 10	120	28	0	17
1311 COLLINSVILLE 11	115	69	0	26
1312 COLLINSVILLE 12	105	39	0	23
1313 COLLINSVILLE 13	39	19	0	9
1314 COLLINSVILLE 14	69	43	0	14
1315 COLLINSVILLE 15	82	32	0	25

NUMBERED KEY CANVASS

2022 General Primary Election
 Madison County, Illinois
 June 28, 2022
 REPUBLICAN

Official Results

SECRETARY OF STATE STATE-WIDE

Vote for not more than 1

01 = DAN BRADY

02 = JOHN C. MILHISER

VOTES PERCENT

13,857 67.89
 6,555 32.11

03 = OVER VOTES
 04 = UNDER VOTES

VOTES PERCENT

6
 3,485

(CONTINUED FROM PREVIOUS PAGE)

	01	02	03	04
1316 COLLINSVILLE 16	67	21	0	9
1317 COLLINSVILLE 17	91	54	0	27
1318 COLLINSVILLE 18	118	33	1	20
1319 COLLINSVILLE 19	60	28	0	14
1320 COLLINSVILLE 20	76	79	0	15
1321 COLLINSVILLE 21	109	45	0	26
1322 COLLINSVILLE 22	63	18	0	8
1323 COLLINSVILLE 23	83	43	0	22
1324 COLLINSVILLE 24	55	45	0	10
1325 COLLINSVILLE 25	74	31	0	25
1401 EDWARDSVILLE 01	99	37	0	26
1402 EDWARDSVILLE 02	43	31	0	14
1403 EDWARDSVILLE 03	57	26	0	20
1404 EDWARDSVILLE 04	51	25	1	13
1405 EDWARDSVILLE 05	27	23	0	12
1406 EDWARDSVILLE 06	71	51	0	21
1407 EDWARDSVILLE 07	68	31	0	27
1408 EDWARDSVILLE 08	68	37	0	21
1409 EDWARDSVILLE 09	24	16	0	10
1410 EDWARDSVILLE 10	81	50	0	35
1411 EDWARDSVILLE 11	65	33	0	13
1412 EDWARDSVILLE 12	21	9	0	2
1413 EDWARDSVILLE 13	78	28	0	37
1414 EDWARDSVILLE 14	55	29	0	8
1415 EDWARDSVILLE 15	47	21	0	10
1416 EDWARDSVILLE 16	77	36	0	18
1417 EDWARDSVILLE 17	92	57	0	26
1418 EDWARDSVILLE 18	80	58	0	35
1419 EDWARDSVILLE 19	78	33	0	32
1420 EDWARDSVILLE 20	76	42	0	29
1421 EDWARDSVILLE 21	68	42	0	32
1422 EDWARDSVILLE 22	48	26	0	17
1423 EDWARDSVILLE 23	34	23	0	13
1424 EDWARDSVILLE 24	47	18	0	15
1425 EDWARDSVILLE 25	49	23	0	11
1426 EDWARDSVILLE 26	46	27	0	13
1501 FORT RUSSELL 01	109	61	0	33
1502 FORT RUSSELL 02	72	31	0	11
1503 FORT RUSSELL 03	92	37	0	13
1504 FORT RUSSELL 04	103	49	0	26
1505 FORT RUSSELL 05	55	20	0	13
1506 FORT RUSSELL 06	92	48	0	27
1507 FORT RUSSELL 07	90	44	0	19
1601 MORO 01	89	39	0	22
1602 MORO 02	101	49	0	12
1603 MORO 03	100	58	0	21
1701 NAMEOKI 01	85	37	0	16
1702 NAMEOKI 02	8	10	0	3
1703 NAMEOKI 03	94	39	0	23
1704 NAMEOKI 04	21	6	0	5
1705 NAMEOKI 05	45	25	0	8
1706 NAMEOKI 06	96	38	0	19
1707 NAMEOKI 07	57	28	0	20
1708 NAMEOKI 08	53	20	0	9

	VOTES	PERCENT		VOTES	PERCENT
SECRETARY OF STATE STATE-WIDE					
Vote for not more than 1					
01 = DAN BRADY	13,857	67.89	03 = OVER VOTES	6	
02 = JOHN C. MILHISER	6,555	32.11	04 = UNDER VOTES	3,485	

(CONTINUED FROM PREVIOUS PAGE)

	01	02	03	04
1801 CHOUTEAU 01	76	49	0	5
1802 CHOUTEAU 02	67	30	0	11
1803 CHOUTEAU 03	29	16	0	9
1804 CHOUTEAU 04	73	36	0	18
1805 CHOUTEAU 05	55	21	0	13
1806 CHOUTEAU 06	81	38	0	13
1901 WOOD RIVER 01	56	23	1	10
1902 WOOD RIVER 02	57	28	0	7
1903 WOOD RIVER 03	68	38	0	14
1904 WOOD RIVER 04	58	27	0	10
1905 WOOD RIVER 05	65	20	0	16
1906 WOOD RIVER 06	80	23	0	5
1907 WOOD RIVER 07	72	23	0	14
1908 WOOD RIVER 08	66	18	0	10
1909 WOOD RIVER 09	37	19	0	4
1910 WOOD RIVER 10	89	43	0	28
1911 WOOD RIVER 11	48	14	0	8
1912 WOOD RIVER 12	75	38	0	19
1913 WOOD RIVER 13	105	33	0	22
1914 WOOD RIVER 14	80	43	0	26
1915 WOOD RIVER 15	26	15	0	1
1916 WOOD RIVER 16	89	32	0	17
1917 WOOD RIVER 17	36	10	0	4
1918 WOOD RIVER 18	37	17	0	6
1919 WOOD RIVER 19	65	43	1	18
1920 WOOD RIVER 20	55	29	0	15
1921 WOOD RIVER 21	61	17	0	19
2001 FOSTER 01	92	52	0	20
2002 FOSTER 02	95	53	0	15
2003 FOSTER 03	63	37	0	13
2004 FOSTER 04	61	29	0	18
2101 VENICE 01	3	4	0	0
2102 VENICE 02	12	13	0	3
2103 VENICE 03	3	4	0	5
2104 VENICE 04	15	9	0	2
2201 GRANITE CITY 01	43	11	0	3
2202 GRANITE CITY 02	73	40	0	20
2203 GRANITE CITY 03	108	41	0	42
2204 GRANITE CITY 04	97	47	0	27
2205 GRANITE CITY 05	76	38	0	29
2206 GRANITE CITY 06	100	29	0	24
2207 GRANITE CITY 07	44	17	0	11
2208 GRANITE CITY 08	42	23	0	6
2209 GRANITE CITY 09	100	37	0	32
2210 GRANITE CITY 10	53	28	0	10
2211 GRANITE CITY 11	41	19	0	4
2212 GRANITE CITY 12	85	30	0	10
2213 GRANITE CITY 13	24	20	0	2
2214 GRANITE CITY 14	50	25	0	6
2215 GRANITE CITY 15	61	30	0	12
2216 GRANITE CITY 16	104	35	0	14
2217 GRANITE CITY 17	103	47	0	38
2301 ALTON 01	45	15	0	9
2302 ALTON 02	22	8	0	3

NUMBERED KEY CANVASS

2022 General Primary Election
 Madison County, Illinois
 June 28, 2022
 REPUBLICAN

Official Results

SECRETARY OF STATE STATE-WIDE

Vote for not more than 1

01 = DAN BRADY

02 = JOHN C. MILHISER

VOTES PERCENT

13,857 67.89

6,555 32.11

03 = OVER VOTES

04 = UNDER VOTES

VOTES PERCENT

6

3,485

(CONTINUED FROM PREVIOUS PAGE)

	01	02	03	04
2303 ALTON 03	62	23	0	19
2304 ALTON 04	29	12	0	6
2305 ALTON 05	69	27	0	23
2306 ALTON 06	47	18	0	10
2307 ALTON 07	26	16	0	4
2308 ALTON 08	28	13	0	3
2309 ALTON 09	39	35	0	7
2310 ALTON 10	67	28	0	19
2311 ALTON 11	29	16	0	11
2312 ALTON 12	51	33	0	8
2313 ALTON 13	24	9	0	2
2314 ALTON 14	93	24	0	18
2315 ALTON 15	58	18	0	3
2316 ALTON 16	22	28	0	5
2317 ALTON 17	21	11	0	8
2401 GODFREY 01	79	38	0	16
2402 GODFREY 02	39	7	0	6
2403 GODFREY 03	84	42	0	36
2404 GODFREY 04	156	55	0	28
2405 GODFREY 05	95	40	0	32
2406 GODFREY 06	79	34	0	24
2407 GODFREY 07	94	26	0	23
2408 GODFREY 08	127	32	0	28
2409 GODFREY 09	131	48	0	33
2410 GODFREY 10	82	34	0	23
2411 GODFREY 11	39	17	0	5
2412 GODFREY 12	65	34	0	12
2413 GODFREY 13	119	59	0	19
2414 GODFREY 14	122	51	0	52

NUMBERED KEY CANVASS

2022 General Primary Election
 Madison County, Illinois
 June 28, 2022
 REPUBLICAN

Official Results

COMPTROLLER STATE-WIDE

VOTES PERCENT

VOTES PERCENT

Vote for not more than 1

17,502 100.00
 0

03 = UNDER VOTES

6,401

01 = SHANNON L. TERESI
 02 = OVER VOTES

	01	02	03
0101 HELVETIA 01	109	0	33
0102 HELVETIA 02	135	0	52
0103 HELVETIA 03	117	0	41
0104 HELVETIA 04	131	0	56
0105 HELVETIA 05	192	0	54
0106 HELVETIA 06	179	0	55
0201 SALINE 01	132	0	43
0202 SALINE 02	163	0	51
0203 SALINE 03	138	0	36
0204 SALINE 04	155	0	52
0205 SALINE 05	166	0	87
0301 LEEF 01	76	0	32
0401 NEW DOUGLAS 01	51	0	30
0501 ST. JACOB 01	158	0	62
0502 ST. JACOB 02	146	0	56
0601 MARINE 01	113	0	33
0602 MARINE 02	94	0	64
0701 ALHAMBRA 01	194	0	92
0801 OLIVE 01	104	0	56
0802 OLIVE 02	42	0	19
0901 JARVIS 01	91	0	38
0902 JARVIS 02	97	0	12
0903 JARVIS 03	114	0	32
0904 JARVIS 04	125	0	37
0905 JARVIS 05	88	0	32
0906 JARVIS 06	102	0	18
0907 JARVIS 07	80	0	26
0908 JARVIS 08	94	0	35
0909 JARVIS 09	123	0	50
0910 JARVIS 10	161	0	46
0911 JARVIS 11	110	0	24
0912 JARVIS 12	57	0	28
1001 PIN OAK 01	143	0	43
1002 PIN OAK 02	102	0	71
1003 PIN OAK 03	166	0	68
1101 HAMEL 01	131	0	52
1102 HAMEL 02	148	0	75
1201 OMPHGENT 01	186	0	61
1202 OMPHGENT 02	95	0	37
1301 COLLINSVILLE 01	72	0	30
1302 COLLINSVILLE 02	85	0	31
1303 COLLINSVILLE 03	106	0	24
1304 COLLINSVILLE 04	60	0	12
1305 COLLINSVILLE 05	86	0	21
1306 COLLINSVILLE 06	54	0	10
1307 COLLINSVILLE 07	129	0	28
1308 COLLINSVILLE 08	98	0	38
1309 COLLINSVILLE 09	113	0	57
1310 COLLINSVILLE 10	124	0	41
1311 COLLINSVILLE 11	153	0	57
1312 COLLINSVILLE 12	120	0	47
1313 COLLINSVILLE 13	51	0	16
1314 COLLINSVILLE 14	95	0	31
1315 COLLINSVILLE 15	98	0	41

NUMBERED KEY CANVASS

2022 General Primary Election
 Madison County, Illinois
 June 28, 2022
 REPUBLICAN

Official Results

COMPTROLLER STATE-WIDE

Vote for not more than 1

01 = SHANNON L. TERESI

02 = OVER VOTES

VOTES PERCENT
 17,502 100.00
 0

03 = UNDER VOTES

VOTES PERCENT
 6,401

(CONTINUED FROM PREVIOUS PAGE)

	01	02	03
1316 COLLINSVILLE 16	84	0	13
1317 COLLINSVILLE 17	122	0	50
1318 COLLINSVILLE 18	115	0	57
1319 COLLINSVILLE 19	77	0	25
1320 COLLINSVILLE 20	127	0	43
1321 COLLINSVILLE 21	137	0	43
1322 COLLINSVILLE 22	73	0	16
1323 COLLINSVILLE 23	110	0	38
1324 COLLINSVILLE 24	86	0	24
1325 COLLINSVILLE 25	94	0	36
1401 EDWARDSVILLE 01	115	0	47
1402 EDWARDSVILLE 02	62	0	26
1403 EDWARDSVILLE 03	71	0	32
1404 EDWARDSVILLE 04	67	0	23
1405 EDWARDSVILLE 05	41	0	21
1406 EDWARDSVILLE 06	93	0	50
1407 EDWARDSVILLE 07	92	0	34
1408 EDWARDSVILLE 08	90	0	36
1409 EDWARDSVILLE 09	36	0	14
1410 EDWARDSVILLE 10	109	0	57
1411 EDWARDSVILLE 11	74	0	37
1412 EDWARDSVILLE 12	25	0	7
1413 EDWARDSVILLE 13	89	0	54
1414 EDWARDSVILLE 14	64	0	28
1415 EDWARDSVILLE 15	54	0	24
1416 EDWARDSVILLE 16	96	0	35
1417 EDWARDSVILLE 17	125	0	50
1418 EDWARDSVILLE 18	126	0	47
1419 EDWARDSVILLE 19	95	0	48
1420 EDWARDSVILLE 20	106	0	41
1421 EDWARDSVILLE 21	95	0	47
1422 EDWARDSVILLE 22	65	0	26
1423 EDWARDSVILLE 23	45	0	25
1424 EDWARDSVILLE 24	58	0	22
1425 EDWARDSVILLE 25	60	0	23
1426 EDWARDSVILLE 26	62	0	24
1501 FORT RUSSELL 01	154	0	49
1502 FORT RUSSELL 02	91	0	23
1503 FORT RUSSELL 03	112	0	30
1504 FORT RUSSELL 04	147	0	31
1505 FORT RUSSELL 05	61	0	27
1506 FORT RUSSELL 06	133	0	34
1507 FORT RUSSELL 07	115	0	38
1601 MORO 01	108	0	42
1602 MORO 02	127	0	35
1603 MORO 03	139	0	40
1701 NAMEOKI 01	109	0	29
1702 NAMEOKI 02	15	0	6
1703 NAMEOKI 03	103	0	53
1704 NAMEOKI 04	23	0	9
1705 NAMEOKI 05	61	0	17
1706 NAMEOKI 06	117	0	36
1707 NAMEOKI 07	65	0	40
1708 NAMEOKI 08	63	0	19

COMPTROLLER STATE-WIDE

Vote for not more than 1

01 = SHANNON L. TERESI

02 = OVER VOTES

VOTES PERCENT

17,502 100.00
 0

03 = UNDER VOTES

VOTES PERCENT

6,401

(CONTINUED FROM PREVIOUS PAGE)

	01	02	03
1801 CHOUTEAU 01	114	0	16
1802 CHOUTEAU 02	66	0	42
1803 CHOUTEAU 03	34	0	20
1804 CHOUTEAU 04	104	0	23
1805 CHOUTEAU 05	61	0	28
1806 CHOUTEAU 06	102	0	30
1901 WOOD RIVER 01	73	0	17
1902 WOOD RIVER 02	68	0	24
1903 WOOD RIVER 03	87	0	33
1904 WOOD RIVER 04	75	0	20
1905 WOOD RIVER 05	72	0	29
1906 WOOD RIVER 06	96	0	12
1907 WOOD RIVER 07	77	0	32
1908 WOOD RIVER 08	74	0	20
1909 WOOD RIVER 09	47	0	13
1910 WOOD RIVER 10	101	0	59
1911 WOOD RIVER 11	49	0	21
1912 WOOD RIVER 12	101	0	31
1913 WOOD RIVER 13	116	0	44
1914 WOOD RIVER 14	109	0	40
1915 WOOD RIVER 15	37	0	5
1916 WOOD RIVER 16	107	0	31
1917 WOOD RIVER 17	32	0	18
1918 WOOD RIVER 18	40	0	20
1919 WOOD RIVER 19	91	0	36
1920 WOOD RIVER 20	73	0	26
1921 WOOD RIVER 21	65	0	32
2001 FOSTER 01	116	0	48
2002 FOSTER 02	123	0	40
2003 FOSTER 03	92	0	21
2004 FOSTER 04	83	0	25
2101 VENICE 01	5	0	2
2102 VENICE 02	20	0	8
2103 VENICE 03	7	0	5
2104 VENICE 04	22	0	4
2201 GRANITE CITY 01	49	0	8
2202 GRANITE CITY 02	95	0	38
2203 GRANITE CITY 03	120	0	71
2204 GRANITE CITY 04	134	0	37
2205 GRANITE CITY 05	95	0	48
2206 GRANITE CITY 06	104	0	49
2207 GRANITE CITY 07	52	0	20
2208 GRANITE CITY 08	54	0	17
2209 GRANITE CITY 09	118	0	51
2210 GRANITE CITY 10	70	0	21
2211 GRANITE CITY 11	53	0	11
2212 GRANITE CITY 12	107	0	18
2213 GRANITE CITY 13	37	0	9
2214 GRANITE CITY 14	69	0	12
2215 GRANITE CITY 15	81	0	22
2216 GRANITE CITY 16	119	0	34
2217 GRANITE CITY 17	121	0	67
2301 ALTON 01	46	0	23
2302 ALTON 02	25	0	8

NUMBERED KEY CANVASS

2022 General Primary Election
 Madison County, Illinois
 June 28, 2022
 REPUBLICAN

Official Results

		VOTES	PERCENT			VOTES	PERCENT
COMPTROLLER STATE-WIDE							
Vote for not more than 1							
01 = SHANNON L. TERESI		17,502	100.00				
02 = OVER VOTES		0		03 = UNDER VOTES		6,401	
(CONTINUED FROM PREVIOUS PAGE)							
		01	02	03			
2303	ALTON 03	73	0	31			
2304	ALTON 04	28	0	19			
2305	ALTON 05	86	0	33			
2306	ALTON 06	55	0	20			
2307	ALTON 07	37	0	9			
2308	ALTON 08	35	0	9			
2309	ALTON 09	62	0	19			
2310	ALTON 10	84	0	30			
2311	ALTON 11	32	0	24			
2312	ALTON 12	66	0	26			
2313	ALTON 13	31	0	4			
2314	ALTON 14	106	0	29			
2315	ALTON 15	63	0	16			
2316	ALTON 16	37	0	18			
2317	ALTON 17	28	0	12			
2401	GODFREY 01	102	0	31			
2402	GODFREY 02	37	0	15			
2403	GODFREY 03	104	0	58			
2404	GODFREY 04	170	0	69			
2405	GODFREY 05	113	0	54			
2406	GODFREY 06	86	0	51			
2407	GODFREY 07	97	0	46			
2408	GODFREY 08	144	0	43			
2409	GODFREY 09	161	0	51			
2410	GODFREY 10	106	0	33			
2411	GODFREY 11	46	0	15			
2412	GODFREY 12	84	0	27			
2413	GODFREY 13	161	0	36			
2414	GODFREY 14	145	0	80			

	VOTES	PERCENT		VOTES	PERCENT
TREASURER STATE-WIDE					
Vote for not more than 1					
01 = TOM DEMMER	17,644	100.00			
02 = OVER VOTES	0		03 = UNDER VOTES	6,259	

	01	02	03
0101 HELVETIA 01	109	0	33
0102 HELVETIA 02	141	0	46
0103 HELVETIA 03	120	0	38
0104 HELVETIA 04	129	0	58
0105 HELVETIA 05	195	0	51
0106 HELVETIA 06	174	0	60
0201 SALINE 01	131	0	44
0202 SALINE 02	169	0	45
0203 SALINE 03	141	0	33
0204 SALINE 04	158	0	49
0205 SALINE 05	162	0	91
0301 LEEF 01	77	0	31
0401 NEW DOUGLAS 01	50	0	31
0501 ST. JACOB 01	158	0	62
0502 ST. JACOB 02	145	0	57
0601 MARINE 01	114	0	32
0602 MARINE 02	99	0	59
0701 ALHAMBRA 01	200	0	86
0801 OLIVE 01	98	0	62
0802 OLIVE 02	44	0	17
0901 JARVIS 01	88	0	41
0902 JARVIS 02	96	0	13
0903 JARVIS 03	113	0	33
0904 JARVIS 04	126	0	36
0905 JARVIS 05	88	0	32
0906 JARVIS 06	101	0	19
0907 JARVIS 07	80	0	26
0908 JARVIS 08	95	0	34
0909 JARVIS 09	128	0	45
0910 JARVIS 10	160	0	47
0911 JARVIS 11	113	0	21
0912 JARVIS 12	56	0	29
1001 PIN OAK 01	139	0	47
1002 PIN OAK 02	101	0	72
1003 PIN OAK 03	165	0	69
1101 HAMEL 01	132	0	51
1102 HAMEL 02	151	0	72
1201 OMPHGENT 01	186	0	61
1202 OMPHGENT 02	97	0	35
1301 COLLINSVILLE 01	75	0	27
1302 COLLINSVILLE 02	86	0	30
1303 COLLINSVILLE 03	102	0	28
1304 COLLINSVILLE 04	61	0	11
1305 COLLINSVILLE 05	86	0	21
1306 COLLINSVILLE 06	53	0	11
1307 COLLINSVILLE 07	129	0	28
1308 COLLINSVILLE 08	97	0	39
1309 COLLINSVILLE 09	116	0	54
1310 COLLINSVILLE 10	123	0	42
1311 COLLINSVILLE 11	155	0	55
1312 COLLINSVILLE 12	125	0	42
1313 COLLINSVILLE 13	49	0	18
1314 COLLINSVILLE 14	99	0	27
1315 COLLINSVILLE 15	99	0	40

	VOTES	PERCENT		VOTES	PERCENT
TREASURER STATE-WIDE					
Vote for not more than 1					
01 = TOM DEMMER	17,644	100.00			
02 = OVER VOTES	0		03 = UNDER VOTES	6,259	

(CONTINUED FROM PREVIOUS PAGE)	01	02	03
1316 COLLINSVILLE 16	81	0	16
1317 COLLINSVILLE 17	121	0	51
1318 COLLINSVILLE 18	113	0	59
1319 COLLINSVILLE 19	76	0	26
1320 COLLINSVILLE 20	131	0	39
1321 COLLINSVILLE 21	138	0	42
1322 COLLINSVILLE 22	75	0	14
1323 COLLINSVILLE 23	112	0	36
1324 COLLINSVILLE 24	85	0	25
1325 COLLINSVILLE 25	93	0	37
1401 EDWARDSVILLE 01	118	0	44
1402 EDWARDSVILLE 02	65	0	23
1403 EDWARDSVILLE 03	71	0	32
1404 EDWARDSVILLE 04	70	0	20
1405 EDWARDSVILLE 05	39	0	23
1406 EDWARDSVILLE 06	93	0	50
1407 EDWARDSVILLE 07	93	0	33
1408 EDWARDSVILLE 08	94	0	32
1409 EDWARDSVILLE 09	33	0	17
1410 EDWARDSVILLE 10	112	0	54
1411 EDWARDSVILLE 11	75	0	36
1412 EDWARDSVILLE 12	24	0	8
1413 EDWARDSVILLE 13	92	0	51
1414 EDWARDSVILLE 14	67	0	25
1415 EDWARDSVILLE 15	56	0	22
1416 EDWARDSVILLE 16	92	0	39
1417 EDWARDSVILLE 17	125	0	50
1418 EDWARDSVILLE 18	130	0	43
1419 EDWARDSVILLE 19	101	0	42
1420 EDWARDSVILLE 20	108	0	39
1421 EDWARDSVILLE 21	93	0	49
1422 EDWARDSVILLE 22	68	0	23
1423 EDWARDSVILLE 23	46	0	24
1424 EDWARDSVILLE 24	56	0	24
1425 EDWARDSVILLE 25	58	0	25
1426 EDWARDSVILLE 26	64	0	22
1501 FORT RUSSELL 01	152	0	51
1502 FORT RUSSELL 02	91	0	23
1503 FORT RUSSELL 03	113	0	29
1504 FORT RUSSELL 04	143	0	35
1505 FORT RUSSELL 05	62	0	26
1506 FORT RUSSELL 06	131	0	36
1507 FORT RUSSELL 07	112	0	41
1601 MORO 01	111	0	39
1602 MORO 02	126	0	36
1603 MORO 03	139	0	40
1701 NAMEOKI 01	112	0	26
1702 NAMEOKI 02	17	0	4
1703 NAMEOKI 03	105	0	51
1704 NAMEOKI 04	25	0	7
1705 NAMEOKI 05	62	0	16
1706 NAMEOKI 06	111	0	42
1707 NAMEOKI 07	69	0	36
1708 NAMEOKI 08	68	0	14

	VOTES	PERCENT	VOTES	PERCENT
TREASURER STATE-WIDE				
Vote for not more than 1				
01 = TOM DEMMER	17,644	100.00		
02 = OVER VOTES	0		03 = UNDER VOTES	6,259

(CONTINUED FROM PREVIOUS PAGE)

	01	02	03
1801 CHOUTEAU 01	116	0	14
1802 CHOUTEAU 02	65	0	43
1803 CHOUTEAU 03	37	0	17
1804 CHOUTEAU 04	100	0	27
1805 CHOUTEAU 05	63	0	26
1806 CHOUTEAU 06	101	0	31
1901 WOOD RIVER 01	72	0	18
1902 WOOD RIVER 02	70	0	22
1903 WOOD RIVER 03	89	0	31
1904 WOOD RIVER 04	74	0	21
1905 WOOD RIVER 05	75	0	26
1906 WOOD RIVER 06	91	0	17
1907 WOOD RIVER 07	76	0	33
1908 WOOD RIVER 08	73	0	21
1909 WOOD RIVER 09	46	0	14
1910 WOOD RIVER 10	111	0	49
1911 WOOD RIVER 11	53	0	17
1912 WOOD RIVER 12	99	0	33
1913 WOOD RIVER 13	122	0	38
1914 WOOD RIVER 14	105	0	44
1915 WOOD RIVER 15	39	0	3
1916 WOOD RIVER 16	108	0	30
1917 WOOD RIVER 17	35	0	15
1918 WOOD RIVER 18	39	0	21
1919 WOOD RIVER 19	85	0	42
1920 WOOD RIVER 20	73	0	26
1921 WOOD RIVER 21	66	0	31
2001 FOSTER 01	118	0	46
2002 FOSTER 02	124	0	39
2003 FOSTER 03	89	0	24
2004 FOSTER 04	87	0	21
2101 VENICE 01	6	0	1
2102 VENICE 02	20	0	8
2103 VENICE 03	6	0	6
2104 VENICE 04	22	0	4
2201 GRANITE CITY 01	50	0	7
2202 GRANITE CITY 02	92	0	41
2203 GRANITE CITY 03	124	0	67
2204 GRANITE CITY 04	135	0	36
2205 GRANITE CITY 05	97	0	46
2206 GRANITE CITY 06	102	0	51
2207 GRANITE CITY 07	53	0	19
2208 GRANITE CITY 08	56	0	15
2209 GRANITE CITY 09	115	0	54
2210 GRANITE CITY 10	70	0	21
2211 GRANITE CITY 11	52	0	12
2212 GRANITE CITY 12	106	0	19
2213 GRANITE CITY 13	39	0	7
2214 GRANITE CITY 14	65	0	16
2215 GRANITE CITY 15	79	0	24
2216 GRANITE CITY 16	118	0	35
2217 GRANITE CITY 17	120	0	68
2301 ALTON 01	46	0	23
2302 ALTON 02	25	0	8

NUMBERED KEY CANVASS

2022 General Primary Election
 Madison County, Illinois
 June 28, 2022
 REPUBLICAN

Official Results

TREASURER STATE-WIDE

Vote for not more than 1

01 = TOM DEMMER

02 = OVER VOTES

VOTES PERCENT

17,644 100.00

0

03 = UNDER VOTES

VOTES PERCENT

6,259

(CONTINUED FROM PREVIOUS PAGE)

	01	02	03
2303 ALTON 03	76	0	28
2304 ALTON 04	36	0	11
2305 ALTON 05	84	0	35
2306 ALTON 06	61	0	14
2307 ALTON 07	37	0	9
2308 ALTON 08	37	0	7
2309 ALTON 09	61	0	20
2310 ALTON 10	84	0	30
2311 ALTON 11	32	0	24
2312 ALTON 12	66	0	26
2313 ALTON 13	28	0	7
2314 ALTON 14	106	0	29
2315 ALTON 15	69	0	10
2316 ALTON 16	40	0	15
2317 ALTON 17	31	0	9
2401 GODFREY 01	99	0	34
2402 GODFREY 02	42	0	10
2403 GODFREY 03	103	0	59
2404 GODFREY 04	173	0	66
2405 GODFREY 05	119	0	48
2406 GODFREY 06	91	0	46
2407 GODFREY 07	102	0	41
2408 GODFREY 08	147	0	40
2409 GODFREY 09	163	0	49
2410 GODFREY 10	108	0	31
2411 GODFREY 11	42	0	19
2412 GODFREY 12	90	0	21
2413 GODFREY 13	164	0	33
2414 GODFREY 14	153	0	72

	VOTES	PERCENT		VOTES	PERCENT
REPRESENTATIVE IN CONGRESS 13TH CONGRESSIONAL DISTRICT					
Vote for not more than 1					
01 = REGAN DEERING	3,635	30.76	04 = TERRY MARTIN	1,014	8.58
02 = MATT HAUSMAN	3,329	28.17	05 = OVER VOTES	6	
03 = JESSE REISING	3,841	32.50	06 = UNDER VOTES	1,500	

	01	02	03	04	05	06
1301 COLLINSVILLE 01	14	14	6	6	0	1
1302 COLLINSVILLE 02	36	31	32	11	0	6
1303 COLLINSVILLE 03	42	29	36	12	1	10
1304 COLLINSVILLE 04	20	18	19	8	0	7
1305 COLLINSVILLE 05	20	27	45	8	0	7
1306 COLLINSVILLE 06	14	15	28	6	0	1
1307 COLLINSVILLE 07	48	45	43	10	0	11
1310 COLLINSVILLE 10	47	34	54	14	0	16
1311 COLLINSVILLE 11	60	39	77	19	0	15
1313 COLLINSVILLE 13	20	17	18	5	0	7
1314 COLLINSVILLE 14	37	30	40	7	0	12
1317 COLLINSVILLE 17	49	37	57	9	0	20
1319 COLLINSVILLE 19	38	18	28	5	0	13
1320 COLLINSVILLE 20	3	1	0	0	0	0
1321 COLLINSVILLE 21	60	40	51	9	0	20
1322 COLLINSVILLE 22	26	17	35	6	0	5
1323 COLLINSVILLE 23	56	26	42	12	0	12
1324 COLLINSVILLE 24	34	16	37	14	0	9
1325 COLLINSVILLE 25	40	19	55	3	0	13
1401 EDWARDSVILLE 01	64	33	44	7	0	14
1402 EDWARDSVILLE 02	22	23	23	8	0	12
1403 EDWARDSVILLE 03	23	22	37	5	0	16
1404 EDWARDSVILLE 04	28	18	21	11	0	12
1405 EDWARDSVILLE 05	18	13	22	3	0	6
1406 EDWARDSVILLE 06	30	39	53	4	0	17
1407 EDWARDSVILLE 07	33	25	38	8	0	22
1408 EDWARDSVILLE 08	27	23	54	10	0	12
1409 EDWARDSVILLE 09	13	10	18	1	0	8
1410 EDWARDSVILLE 10	64	28	45	8	0	21
1411 EDWARDSVILLE 11	33	23	33	9	0	13
1412 EDWARDSVILLE 12	5	9	14	1	0	3
1413 EDWARDSVILLE 13	39	26	42	10	0	26
1414 EDWARDSVILLE 14	22	22	30	12	0	6
1415 EDWARDSVILLE 15	23	16	26	7	0	6
1416 EDWARDSVILLE 16	40	20	46	10	0	15
1417 EDWARDSVILLE 17	40	50	54	13	0	18
1418 EDWARDSVILLE 18	60	27	50	11	0	25
1419 EDWARDSVILLE 19	39	35	35	3	0	31
1420 EDWARDSVILLE 20	42	25	47	18	0	15
1421 EDWARDSVILLE 21	40	32	37	9	0	24
1422 EDWARDSVILLE 22	26	26	22	7	0	10
1423 EDWARDSVILLE 23	21	16	18	5	0	10
1424 EDWARDSVILLE 24	20	16	21	7	0	16
1425 EDWARDSVILLE 25	20	21	25	9	0	8
1426 EDWARDSVILLE 26	31	14	18	13	0	10
1501 FORT RUSSELL 01	57	41	64	13	0	28
1502 FORT RUSSELL 02	36	30	33	5	0	10
1503 FORT RUSSELL 03	44	43	34	9	0	12
1504 FORT RUSSELL 04	41	41	62	15	0	19
1505 FORT RUSSELL 05	34	15	24	6	0	9
1506 FORT RUSSELL 06	46	42	52	9	0	18
1507 FORT RUSSELL 07	0	0	0	0	0	0
1601 MORO 01	50	27	43	12	0	18

				VOTES	PERCENT			
REPRESENTATIVE IN CONGRESS 13TH CONGRESSIONAL DISTRICT						VOTES	PERCENT	
Vote for not more than 1								
01 = REGAN DEERING				3,635	30.76	04 = TERRY MARTIN	1,014	8.58
02 = MATT HAUSMAN				3,329	28.17	05 = OVER VOTES	6	
03 = JESSE REISING				3,841	32.50	06 = UNDER VOTES	1,500	

(CONTINUED FROM PREVIOUS PAGE)

	01	02	03	04	05	06
1602 MORO 02	46	19	41	8	0	14
1701 NAMEOKI 01	33	45	38	10	0	12
1702 NAMEOKI 02	5	5	6	2	0	3
1703 NAMEOKI 03	47	39	38	9	0	23
1704 NAMEOKI 04	9	10	6	3	0	4
1705 NAMEOKI 05	15	19	31	5	0	8
1706 NAMEOKI 06	42	36	38	21	0	16
1707 NAMEOKI 07	24	28	28	12	0	13
1708 NAMEOKI 08	22	13	23	11	0	13
1801 CHOUTEAU 01	25	39	46	11	0	9
1802 CHOUTEAU 02	26	31	32	7	0	12
1803 CHOUTEAU 03	17	17	15	1	0	4
1804 CHOUTEAU 04	28	43	27	14	0	15
1805 CHOUTEAU 05	18	24	20	14	1	12
1806 CHOUTEAU 06	35	41	33	11	0	12
1901 WOOD RIVER 01	26	22	27	5	0	10
1902 WOOD RIVER 02	24	21	27	13	0	7
1903 WOOD RIVER 03	29	26	41	11	0	13
1904 WOOD RIVER 04	34	22	22	7	0	10
1905 WOOD RIVER 05	27	29	24	7	0	14
1906 WOOD RIVER 06	36	36	19	10	0	7
1907 WOOD RIVER 07	23	32	32	7	0	15
1908 WOOD RIVER 08	28	31	15	3	0	17
1909 WOOD RIVER 09	17	20	18	3	0	2
1910 WOOD RIVER 10	40	29	54	12	0	25
1911 WOOD RIVER 11	19	17	18	7	0	9
1912 WOOD RIVER 12	38	31	44	3	0	16
1913 WOOD RIVER 13	43	48	47	7	0	15
1914 WOOD RIVER 14	41	43	38	10	0	17
1915 WOOD RIVER 15	7	15	13	5	0	2
1916 WOOD RIVER 16	40	38	39	6	0	15
1917 WOOD RIVER 17	9	17	9	8	0	7
1918 WOOD RIVER 18	14	20	14	5	0	7
1919 WOOD RIVER 19	32	37	32	3	3	20
1920 WOOD RIVER 20	23	30	25	6	0	15
1921 WOOD RIVER 21	25	33	20	5	0	14
2001 FOSTER 01	39	41	60	9	0	15
2002 FOSTER 02	9	13	20	4	0	1
2003 FOSTER 03	32	29	36	3	0	13
2101 VENICE 01	4	0	1	2	0	0
2102 VENICE 02	7	7	10	0	0	4
2103 VENICE 03	3	4	3	0	0	2
2104 VENICE 04	5	8	8	3	0	2
2201 GRANITE CITY 01	22	19	9	4	0	3
2202 GRANITE CITY 02	25	37	36	13	0	22
2203 GRANITE CITY 03	35	62	36	17	1	40
2204 GRANITE CITY 04	39	45	46	14	0	27
2205 GRANITE CITY 05	33	37	41	10	0	22
2206 GRANITE CITY 06	40	43	26	17	0	27
2207 GRANITE CITY 07	18	25	14	7	0	8
2208 GRANITE CITY 08	12	21	23	10	0	5
2209 GRANITE CITY 09	42	43	41	14	0	29
2210 GRANITE CITY 10	24	31	24	7	0	5

	VOTES	PERCENT		VOTES	PERCENT
REPRESENTATIVE IN CONGRESS 13TH CONGRESSIONAL DISTRICT					
Vote for not more than 1					
01 = REGAN DEERING	3,635	30.76	04 = TERRY MARTIN	1,014	8.58
02 = MATT HAUSMAN	3,329	28.17	05 = OVER VOTES	6	
03 = JESSE REISING	3,841	32.50	06 = UNDER VOTES	1,500	

(CONTINUED FROM PREVIOUS PAGE)

	01	02	03	04	05	06
2211 GRANITE CITY 11	13	27	16	5	0	3
2212 GRANITE CITY 12	30	37	33	14	0	11
2213 GRANITE CITY 13	15	11	15	5	0	0
2214 GRANITE CITY 14	19	23	30	7	0	2
2215 GRANITE CITY 15	32	29	26	7	0	9
2216 GRANITE CITY 16	40	41	42	18	0	12
2217 GRANITE CITY 17	47	47	46	15	0	33
2301 ALTON 01	14	21	25	4	0	4
2302 ALTON 02	10	11	6	3	0	3
2303 ALTON 03	0	1	0	0	0	0
2304 ALTON 04	14	16	13	0	0	4
2305 ALTON 05	10	17	15	6	0	5
2306 ALTON 06	22	21	20	3	0	9
2307 ALTON 07	15	16	9	3	0	3
2308 ALTON 08	11	14	9	7	0	3
2309 ALTON 09	16	25	23	9	0	8
2310 ALTON 10	26	40	29	8	0	11
2311 ALTON 11	12	18	10	4	0	12
2312 ALTON 12	28	18	31	6	0	9
2313 ALTON 13	8	8	10	4	0	5
2314 ALTON 14	37	34	42	10	0	12
2315 ALTON 15	21	21	27	8	0	2
2316 ALTON 16	11	15	19	5	0	5
2317 ALTON 17	13	8	10	3	0	6
2402 GODFREY 02	20	15	13	2	0	2

REPRESENTATIVE IN CONGRESS 15TH CONGRESSIONAL DISTRICT	VOTES PERCENT				VOTES	PERCENT
Vote for not more than 1						
01 = RODNEY DAVIS			4,017	39.14	03 = OVER VOTES	6
02 = MARY MILLER			6,245	60.86	04 = UNDER VOTES	312
	01	02	03	04		
0101 HELVETIA 01	39	99	0	4		
0102 HELVETIA 02	55	122	0	10		
0103 HELVETIA 03	33	118	0	7		
0104 HELVETIA 04	61	122	0	4		
0105 HELVETIA 05	73	163	0	10		
0106 HELVETIA 06	81	148	1	4		
0201 SALINE 01	46	124	0	5		
0202 SALINE 02	57	146	0	11		
0203 SALINE 03	58	109	0	7		
0204 SALINE 04	59	145	0	3		
0205 SALINE 05	80	155	0	18		
0301 LEEF 01	49	58	0	1		
0401 NEW DOUGLAS 01	33	47	0	1		
0501 ST. JACOB 01	55	161	0	4		
0502 ST. JACOB 02	54	141	0	7		
0601 MARINE 01	45	99	0	2		
0602 MARINE 02	50	106	0	2		
0701 ALHAMBRA 01	98	181	0	7		
0801 OLIVE 01	59	92	0	9		
0802 OLIVE 02	29	31	0	1		
0901 JARVIS 01	50	75	0	4		
0902 JARVIS 02	35	70	0	4		
0903 JARVIS 03	47	96	0	3		
0904 JARVIS 04	53	101	0	8		
0905 JARVIS 05	41	76	0	3		
0906 JARVIS 06	42	77	0	1		
0907 JARVIS 07	40	64	0	2		
0908 JARVIS 08	44	83	0	2		
0909 JARVIS 09	77	89	0	7		
0910 JARVIS 10	78	120	0	9		
0911 JARVIS 11	54	77	0	3		
0912 JARVIS 12	34	48	0	3		
1001 PIN OAK 01	76	106	0	4		
1002 PIN OAK 02	73	88	0	12		
1003 PIN OAK 03	87	141	0	6		
1101 HAMEL 01	77	102	0	4		
1102 HAMEL 02	79	140	0	4		
1201 OMPHGENT 01	110	131	0	6		
1202 OMPHGENT 02	54	76	0	2		
1301 COLLINSVILLE 01	19	41	0	1		
1308 COLLINSVILLE 08	45	89	0	2		
1309 COLLINSVILLE 09	48	114	0	8		
1312 COLLINSVILLE 12	63	97	0	7		
1315 COLLINSVILLE 15	69	63	0	9		
1316 COLLINSVILLE 16	31	64	0	2		
1318 COLLINSVILLE 18	57	113	0	2		
1320 COLLINSVILLE 20	51	110	0	5		
1507 FORT RUSSELL 07	67	82	0	4		
1602 MORO 02	15	19	0	0		
1603 MORO 03	59	116	0	4		
2002 FOSTER 02	49	67	0	0		
2004 FOSTER 04	41	63	0	4		
2301 ALTON 01	0	1	0	0		
2303 ALTON 03	44	54	0	5		

	VOTES	PERCENT		VOTES	PERCENT
REPRESENTATIVE IN CONGRESS 15TH CONGRESSIONAL DISTRICT					
Vote for not more than 1					
01 = RODNEY DAVIS	4,017	39.14	03 = OVER VOTES	6	
02 = MARY MILLER	6,245	60.86	04 = UNDER VOTES	312	

(CONTINUED FROM PREVIOUS PAGE)

	01	02	03	04
2305 ALTON 05	32	32	0	2
2401 GODFREY 01	71	57	1	4
2403 GODFREY 03	99	56	2	5
2404 GODFREY 04	132	102	0	5
2405 GODFREY 05	91	71	0	5
2406 GODFREY 06	56	77	0	4
2407 GODFREY 07	77	65	0	1
2408 GODFREY 08	88	92	0	7
2409 GODFREY 09	96	112	1	3
2410 GODFREY 10	69	65	0	5
2411 GODFREY 11	23	35	0	3
2412 GODFREY 12	58	50	1	2
2413 GODFREY 13	96	98	0	3
2414 GODFREY 14	106	113	0	6

NUMBERED KEY CANVASS

2022 General Primary Election
 Madison County, Illinois
 June 28, 2022
 REPUBLICAN

Official Results

STATE SENATOR 50TH LEGISLATIVE DISTRICT

Vote for not more than 1

01 = JIL TRACY

02 = OVER VOTES

VOTES PERCENT

2,673 100.00
 0

03 = UNDER VOTES

VOTES PERCENT

569

	01	02	03
1503 FORT RUSSELL 03	129	0	13
1504 FORT RUSSELL 04	148	0	26
1505 FORT RUSSELL 05	68	0	20
1506 FORT RUSSELL 06	73	0	15
1507 FORT RUSSELL 07	129	0	24
1601 MORO 01	120	0	30
1602 MORO 02	140	0	22
1603 MORO 03	148	0	31
2001 FOSTER 01	131	0	33
2002 FOSTER 02	138	0	24
2003 FOSTER 03	97	0	16
2004 FOSTER 04	91	0	17
2401 GODFREY 01	17	0	3
2403 GODFREY 03	15	0	10
2404 GODFREY 04	192	0	47
2407 GODFREY 07	107	0	36
2408 GODFREY 08	155	0	32
2409 GODFREY 09	173	0	39
2410 GODFREY 10	111	0	28
2411 GODFREY 11	53	0	8
2412 GODFREY 12	96	0	15
2413 GODFREY 13	174	0	23
2414 GODFREY 14	168	0	57

	VOTES	PERCENT		VOTES	PERCENT
STATE SENATOR 55TH LEGISLATIVE DISTRICT					
Vote for not more than 1					
01 = JASON PLUMMER	6,386	100.00			
02 = OVER VOTES	0		03 = UNDER VOTES	773	
	01	02	03		
0101 HELVETIA 01	128	0	14		
0102 HELVETIA 02	168	0	19		
0103 HELVETIA 03	137	0	21		
0104 HELVETIA 04	168	0	19		
0105 HELVETIA 05	233	0	13		
0106 HELVETIA 06	211	0	23		
0201 SALINE 01	162	0	13		
0202 SALINE 02	189	0	25		
0203 SALINE 03	162	0	12		
0204 SALINE 04	192	0	15		
0205 SALINE 05	219	0	34		
0301 LEEF 01	98	0	10		
0401 NEW DOUGLAS 01	72	0	9		
0501 ST. JACOB 01	194	0	26		
0502 ST. JACOB 02	176	0	26		
0601 MARINE 01	129	0	17		
0602 MARINE 02	140	0	18		
0701 ALHAMBRA 01	259	0	27		
0801 OLIVE 01	136	0	24		
0802 OLIVE 02	55	0	6		
0901 JARVIS 01	115	0	14		
0902 JARVIS 02	105	0	4		
0903 JARVIS 03	127	0	19		
0904 JARVIS 04	149	0	13		
0905 JARVIS 05	102	0	18		
0906 JARVIS 06	111	0	9		
0907 JARVIS 07	96	0	10		
0908 JARVIS 08	114	0	15		
0909 JARVIS 09	158	0	15		
0910 JARVIS 10	192	0	15		
0911 JARVIS 11	126	0	8		
0912 JARVIS 12	72	0	13		
1001 PIN OAK 01	163	0	23		
1002 PIN OAK 02	148	0	25		
1003 PIN OAK 03	204	0	30		
1101 HAMEL 01	168	0	15		
1102 HAMEL 02	194	0	29		
1201 OMPHGENT 01	217	0	30		
1202 OMPHGENT 02	119	0	13		
1309 COLLINSVILLE 09	72	0	12		
1312 COLLINSVILLE 12	95	0	15		
1318 COLLINSVILLE 18	143	0	29		
1320 COLLINSVILLE 20	33	0	7		
1501 FORT RUSSELL 01	135	0	21		

			VOTES	PERCENT			VOTES	PERCENT
STATE SENATOR 56TH LEGISLATIVE DISTRICT								
Vote for not more than 1								
01 = ERICA CONWAY HARRISS			11,137	100.00				
02 = OVER VOTES			0		03 = UNDER VOTES		2,320	

	01	02	03					

1301	COLLINSVILLE 01	84	0	18				
1302	COLLINSVILLE 02	91	0	25				
1303	COLLINSVILLE 03	110	0	20				
1304	COLLINSVILLE 04	63	0	9				
1305	COLLINSVILLE 05	94	0	13				
1306	COLLINSVILLE 06	58	0	6				
1307	COLLINSVILLE 07	137	0	20				
1308	COLLINSVILLE 08	105	0	31				
1309	COLLINSVILLE 09	70	0	16				
1310	COLLINSVILLE 10	139	0	26				
1311	COLLINSVILLE 11	172	0	38				
1312	COLLINSVILLE 12	50	0	7				
1313	COLLINSVILLE 13	56	0	11				
1314	COLLINSVILLE 14	103	0	23				
1315	COLLINSVILLE 15	101	0	38				
1316	COLLINSVILLE 16	82	0	15				
1317	COLLINSVILLE 17	147	0	25				
1319	COLLINSVILLE 19	85	0	17				
1320	COLLINSVILLE 20	120	0	10				
1321	COLLINSVILLE 21	158	0	22				
1322	COLLINSVILLE 22	77	0	12				
1323	COLLINSVILLE 23	127	0	21				
1324	COLLINSVILLE 24	91	0	19				
1325	COLLINSVILLE 25	98	0	32				
1401	EDWARDSVILLE 01	139	0	23				
1402	EDWARDSVILLE 02	75	0	13				
1403	EDWARDSVILLE 03	78	0	25				
1404	EDWARDSVILLE 04	75	0	15				
1405	EDWARDSVILLE 05	44	0	18				
1406	EDWARDSVILLE 06	110	0	33				
1407	EDWARDSVILLE 07	104	0	22				
1408	EDWARDSVILLE 08	107	0	19				
1409	EDWARDSVILLE 09	39	0	11				
1410	EDWARDSVILLE 10	140	0	26				
1411	EDWARDSVILLE 11	88	0	23				
1412	EDWARDSVILLE 12	26	0	6				
1413	EDWARDSVILLE 13	112	0	31				
1414	EDWARDSVILLE 14	75	0	17				
1415	EDWARDSVILLE 15	67	0	11				
1416	EDWARDSVILLE 16	102	0	29				
1417	EDWARDSVILLE 17	143	0	32				
1418	EDWARDSVILLE 18	151	0	22				
1419	EDWARDSVILLE 19	113	0	30				
1420	EDWARDSVILLE 20	124	0	23				
1421	EDWARDSVILLE 21	114	0	28				
1422	EDWARDSVILLE 22	78	0	13				
1423	EDWARDSVILLE 23	54	0	16				
1424	EDWARDSVILLE 24	62	0	18				
1425	EDWARDSVILLE 25	67	0	16				
1426	EDWARDSVILLE 26	76	0	10				
1501	FORT RUSSELL 01	39	0	8				
1502	FORT RUSSELL 02	104	0	10				
1504	FORT RUSSELL 04	4	0	0				
1506	FORT RUSSELL 06	67	0	12				

	VOTES	PERCENT	VOTES	PERCENT
STATE SENATOR 56TH LEGISLATIVE DISTRICT				
Vote for not more than 1				
01 = ERICA CONWAY HARRISS	11,137	100.00		
02 = OVER VOTES	0		2,320	
			03 = UNDER VOTES	

(CONTINUED FROM PREVIOUS PAGE)

	01	02	03
1701 NAMEOKI 01	117	0	21
1702 NAMEOKI 02	16	0	5
1703 NAMEOKI 03	127	0	29
1704 NAMEOKI 04	26	0	6
1705 NAMEOKI 05	69	0	9
1706 NAMEOKI 06	132	0	21
1707 NAMEOKI 07	87	0	18
1708 NAMEOKI 08	73	0	9
1801 CHOUTEAU 01	121	0	9
1802 CHOUTEAU 02	85	0	23
1803 CHOUTEAU 03	44	0	10
1804 CHOUTEAU 04	108	0	19
1805 CHOUTEAU 05	69	0	20
1806 CHOUTEAU 06	111	0	21
1901 WOOD RIVER 01	76	0	14
1902 WOOD RIVER 02	78	0	14
1903 WOOD RIVER 03	96	0	24
1904 WOOD RIVER 04	85	0	10
1905 WOOD RIVER 05	84	0	17
1906 WOOD RIVER 06	95	0	13
1907 WOOD RIVER 07	86	0	23
1908 WOOD RIVER 08	81	0	13
1909 WOOD RIVER 09	56	0	4
1910 WOOD RIVER 10	123	0	37
1911 WOOD RIVER 11	54	0	16
1912 WOOD RIVER 12	112	0	20
1913 WOOD RIVER 13	132	0	28
1914 WOOD RIVER 14	120	0	29
1915 WOOD RIVER 15	37	0	5
1916 WOOD RIVER 16	120	0	18
1917 WOOD RIVER 17	40	0	10
1918 WOOD RIVER 18	47	0	13
1919 WOOD RIVER 19	102	0	25
1920 WOOD RIVER 20	84	0	15
1921 WOOD RIVER 21	75	0	22
2002 FOSTER 02	1	0	0
2102 VENICE 02	23	0	5
2201 GRANITE CITY 01	52	0	5
2202 GRANITE CITY 02	105	0	28
2203 GRANITE CITY 03	144	0	47
2204 GRANITE CITY 04	148	0	23
2205 GRANITE CITY 05	110	0	33
2206 GRANITE CITY 06	117	0	36
2207 GRANITE CITY 07	57	0	15
2208 GRANITE CITY 08	62	0	9
2209 GRANITE CITY 09	128	0	41
2210 GRANITE CITY 10	80	0	11
2211 GRANITE CITY 11	57	0	7
2212 GRANITE CITY 12	107	0	18
2213 GRANITE CITY 13	40	0	6
2214 GRANITE CITY 14	74	0	7
2215 GRANITE CITY 15	86	0	17
2216 GRANITE CITY 16	136	0	17
2217 GRANITE CITY 17	145	0	43

NUMBERED KEY CANVASS

2022 General Primary Election
 Madison County, Illinois
 June 28, 2022
 REPUBLICAN

Official Results

STATE SENATOR 56TH LEGISLATIVE DISTRICT

Vote for not more than 1

01 = ERICA CONWAY HARRISS

02 = OVER VOTES

VOTES PERCENT
 11,137 100.00
 0

03 = UNDER VOTES

VOTES PERCENT

2,320

(CONTINUED FROM PREVIOUS PAGE)

	01	02	03
2301 ALTON 01	58	0	11
2302 ALTON 02	28	0	5
2303 ALTON 03	86	0	18
2304 ALTON 04	39	0	8
2305 ALTON 05	96	0	23
2306 ALTON 06	63	0	12
2307 ALTON 07	39	0	7
2308 ALTON 08	38	0	6
2309 ALTON 09	68	0	13
2310 ALTON 10	97	0	17
2311 ALTON 11	42	0	14
2312 ALTON 12	74	0	18
2313 ALTON 13	30	0	5
2314 ALTON 14	114	0	21
2315 ALTON 15	73	0	6
2316 ALTON 16	45	0	10
2317 ALTON 17	35	0	5
2401 GODFREY 01	95	0	18
2402 GODFREY 02	46	0	6
2403 GODFREY 03	102	0	35
2405 GODFREY 05	130	0	37
2406 GODFREY 06	104	0	33

NUMBERED KEY CANVASS

2022 General Primary Election
Madison County, Illinois
June 28, 2022
REPUBLICAN

Official Results

	VOTES	PERCENT		VOTES	PERCENT
STATE SENATOR 57TH LEGISLATIVE DISTRICT					
Vote for not more than 1					
01 = WAVEY T. LESTER II	38	100.00			
02 = OVER VOTES	0		03 = UNDER VOTES	7	

	01	02	03		

2101 VENICE 01	6	0	1		
2102 VENICE 02	0	0	0		
2103 VENICE 03	8	0	4		
2104 VENICE 04	24	0	2		

		VOTES	PERCENT			VOTES	PERCENT
REP. GENERAL ASSEMBLY 100TH REPRESENTATIVE DISTRICT							
Vote for not more than 1							
01 = CHRISTOPHER "C.D." DAVIDSMEYER		2,689	100.00				
02 = OVER VOTES		0		03 = UNDER VOTES		553	

	01	02	03
1503 FORT RUSSELL 03	128	0	14
1504 FORT RUSSELL 04	146	0	28
1505 FORT RUSSELL 05	67	0	21
1506 FORT RUSSELL 06	70	0	18
1507 FORT RUSSELL 07	129	0	24
1601 MORO 01	118	0	32
1602 MORO 02	139	0	23
1603 MORO 03	147	0	32
2001 FOSTER 01	137	0	27
2002 FOSTER 02	135	0	27
2003 FOSTER 03	95	0	18
2004 FOSTER 04	94	0	14
2401 GODFREY 01	16	0	4
2403 GODFREY 03	15	0	10
2404 GODFREY 04	194	0	45
2407 GODFREY 07	113	0	30
2408 GODFREY 08	158	0	29
2409 GODFREY 09	176	0	36
2410 GODFREY 10	117	0	22
2411 GODFREY 11	53	0	8
2412 GODFREY 12	102	0	9
2413 GODFREY 13	173	0	24
2414 GODFREY 14	167	0	58

	VOTES	PERCENT	VOTES	PERCENT
REP. GENERAL ASSEMBLY 109TH REPRESENTATIVE DISTRICT				
Vote for not more than 1				
01 = CHARLES MEIER	6,207	100.00		
02 = OVER VOTES	0		952	
			03 = UNDER VOTES	

	01	02	03
0101 HELVETIA 01	127	0	15
0102 HELVETIA 02	164	0	23
0103 HELVETIA 03	138	0	20
0104 HELVETIA 04	167	0	20
0105 HELVETIA 05	233	0	13
0106 HELVETIA 06	210	0	24
0201 SALINE 01	162	0	13
0202 SALINE 02	188	0	26
0203 SALINE 03	156	0	18
0204 SALINE 04	193	0	14
0205 SALINE 05	213	0	40
0301 LEEF 01	99	0	9
0401 NEW DOUGLAS 01	66	0	15
0501 ST. JACOB 01	183	0	37
0502 ST. JACOB 02	177	0	25
0601 MARINE 01	131	0	15
0602 MARINE 02	139	0	19
0701 ALHAMBRA 01	254	0	32
0801 OLIVE 01	125	0	35
0802 OLIVE 02	50	0	11
0901 JARVIS 01	110	0	19
0902 JARVIS 02	104	0	5
0903 JARVIS 03	124	0	22
0904 JARVIS 04	145	0	17
0905 JARVIS 05	99	0	21
0906 JARVIS 06	109	0	11
0907 JARVIS 07	91	0	15
0908 JARVIS 08	114	0	15
0909 JARVIS 09	145	0	28
0910 JARVIS 10	182	0	25
0911 JARVIS 11	128	0	6
0912 JARVIS 12	69	0	16
1001 PIN OAK 01	164	0	22
1002 PIN OAK 02	136	0	37
1003 PIN OAK 03	199	0	35
1101 HAMEL 01	160	0	23
1102 HAMEL 02	180	0	43
1201 OMPHGENT 01	208	0	39
1202 OMPHGENT 02	114	0	18
1309 COLLINSVILLE 09	66	0	18
1312 COLLINSVILLE 12	88	0	22
1318 COLLINSVILLE 18	138	0	34
1320 COLLINSVILLE 20	32	0	8
1501 FORT RUSSELL 01	127	0	29

REP. GENERAL ASSEMBLY 111TH REPRESENTATIVE DISTRICT

Vote for not more than 1

01 = AMY ELIK 7,241 100.00
 02 = OVER VOTES 0

03 = UNDER VOTES

1,108

 01 02 03

1310 COLLINSVILLE 10	135	0	30
1317 COLLINSVILLE 17	26	0	10
1321 COLLINSVILLE 21	108	0	16
1323 COLLINSVILLE 23	62	0	7
1407 EDWARDSVILLE 07	103	0	21
1410 EDWARDSVILLE 10	129	0	37
1411 EDWARDSVILLE 11	77	0	16
1412 EDWARDSVILLE 12	13	0	4
1418 EDWARDSVILLE 18	144	0	29
1420 EDWARDSVILLE 20	81	0	15
1422 EDWARDSVILLE 22	73	0	18
1425 EDWARDSVILLE 25	0	0	0
1501 FORT RUSSELL 01	41	0	6
1502 FORT RUSSELL 02	106	0	8
1504 FORT RUSSELL 04	4	0	0
1506 FORT RUSSELL 06	73	0	6
1701 NAMEOKI 01	116	0	22
1703 NAMEOKI 03	128	0	28
1705 NAMEOKI 05	69	0	9
1706 NAMEOKI 06	129	0	24
1707 NAMEOKI 07	0	0	0
1708 NAMEOKI 08	74	0	8
1801 CHOUREAU 01	123	0	7
1802 CHOUREAU 02	91	0	17
1803 CHOUREAU 03	42	0	12
1804 CHOUREAU 04	107	0	20
1805 CHOUREAU 05	73	0	16
1806 CHOUREAU 06	116	0	16
1901 WOOD RIVER 01	83	0	7
1902 WOOD RIVER 02	85	0	7
1903 WOOD RIVER 03	105	0	15
1904 WOOD RIVER 04	88	0	7
1905 WOOD RIVER 05	94	0	7
1906 WOOD RIVER 06	100	0	8
1907 WOOD RIVER 07	96	0	13
1908 WOOD RIVER 08	86	0	8
1909 WOOD RIVER 09	57	0	3
1910 WOOD RIVER 10	135	0	25
1911 WOOD RIVER 11	61	0	9
1912 WOOD RIVER 12	121	0	11
1913 WOOD RIVER 13	141	0	19
1914 WOOD RIVER 14	128	0	21
1915 WOOD RIVER 15	37	0	5
1916 WOOD RIVER 16	126	0	12
1917 WOOD RIVER 17	45	0	5
1918 WOOD RIVER 18	53	0	7
1919 WOOD RIVER 19	115	0	12
1920 WOOD RIVER 20	88	0	11
1921 WOOD RIVER 21	86	0	11
2002 FOSTER 02	1	0	0
2102 VENICE 02	20	0	4
2201 GRANITE CITY 01	17	0	0
2202 GRANITE CITY 02	104	0	29
2203 GRANITE CITY 03	148	0	43

	VOTES	PERCENT		VOTES	PERCENT
REP. GENERAL ASSEMBLY 111TH REPRESENTATIVE DISTRICT					
Vote for not more than 1					
01 = AMY ELIK	7,241	100.00			
02 = OVER VOTES	0		03 = UNDER VOTES	1,108	

(CONTINUED FROM PREVIOUS PAGE)

	01	02	03
2204 GRANITE CITY 04	149	0	22
2205 GRANITE CITY 05	116	0	27
2206 GRANITE CITY 06	120	0	33
2208 GRANITE CITY 08	63	0	8
2209 GRANITE CITY 09	136	0	33
2210 GRANITE CITY 10	81	0	10
2212 GRANITE CITY 12	106	0	19
2214 GRANITE CITY 14	74	0	7
2215 GRANITE CITY 15	9	0	1
2216 GRANITE CITY 16	138	0	15
2217 GRANITE CITY 17	144	0	44
2301 ALTON 01	61	0	8
2302 ALTON 02	28	0	5
2303 ALTON 03	96	0	8
2304 ALTON 04	40	0	7
2305 ALTON 05	109	0	10
2306 ALTON 06	66	0	9
2307 ALTON 07	40	0	6
2308 ALTON 08	40	0	4
2309 ALTON 09	68	0	13
2310 ALTON 10	101	0	13
2311 ALTON 11	45	0	11
2312 ALTON 12	85	0	7
2313 ALTON 13	33	0	2
2314 ALTON 14	124	0	11
2315 ALTON 15	75	0	4
2316 ALTON 16	49	0	6
2317 ALTON 17	35	0	5
2401 GODFREY 01	103	0	10
2402 GODFREY 02	49	0	3
2403 GODFREY 03	120	0	17
2405 GODFREY 05	152	0	15
2406 GODFREY 06	123	0	14

	VOTES	PERCENT		VOTES	PERCENT
REP. GENERAL ASSEMBLY 112TH REPRESENTATIVE DISTRICT					
Vote for not more than 1					
01 = JENNIFER M. KORTE	3,305	67.77	03 = OVER VOTES	0	
02 = JOE HACKLER	1,572	32.23	04 = UNDER VOTES	231	

	01	02	03	04
1301 COLLINSVILLE 01	71	25	0	6
1302 COLLINSVILLE 02	70	43	0	3
1303 COLLINSVILLE 03	89	35	0	6
1304 COLLINSVILLE 04	48	19	0	5
1305 COLLINSVILLE 05	64	39	0	4
1306 COLLINSVILLE 06	53	6	0	5
1307 COLLINSVILLE 07	117	36	0	4
1308 COLLINSVILLE 08	101	33	0	2
1309 COLLINSVILLE 09	53	26	0	7
1311 COLLINSVILLE 11	134	70	0	6
1312 COLLINSVILLE 12	44	13	0	0
1313 COLLINSVILLE 13	47	17	0	3
1314 COLLINSVILLE 14	88	37	0	1
1315 COLLINSVILLE 15	84	41	0	14
1316 COLLINSVILLE 16	79	16	0	2
1317 COLLINSVILLE 17	97	34	0	5
1319 COLLINSVILLE 19	73	25	0	4
1320 COLLINSVILLE 20	103	25	0	2
1321 COLLINSVILLE 21	36	18	0	2
1322 COLLINSVILLE 22	56	31	0	2
1323 COLLINSVILLE 23	58	19	0	2
1324 COLLINSVILLE 24	75	30	0	5
1325 COLLINSVILLE 25	87	39	0	4
1401 EDWARDSVILLE 01	110	47	0	5
1402 EDWARDSVILLE 02	50	30	0	8
1403 EDWARDSVILLE 03	69	24	0	10
1404 EDWARDSVILLE 04	61	26	0	3
1405 EDWARDSVILLE 05	34	28	0	0
1406 EDWARDSVILLE 06	83	54	0	6
1407 EDWARDSVILLE 07	2	0	0	0
1408 EDWARDSVILLE 08	77	43	0	6
1409 EDWARDSVILLE 09	34	12	0	4
1411 EDWARDSVILLE 11	10	7	0	1
1412 EDWARDSVILLE 12	7	7	0	1
1413 EDWARDSVILLE 13	89	45	0	9
1414 EDWARDSVILLE 14	58	32	0	2
1415 EDWARDSVILLE 15	54	19	0	5
1416 EDWARDSVILLE 16	91	34	0	6
1417 EDWARDSVILLE 17	103	65	0	7
1419 EDWARDSVILLE 19	104	30	0	9
1420 EDWARDSVILLE 20	32	18	0	1
1421 EDWARDSVILLE 21	76	55	0	11
1423 EDWARDSVILLE 23	43	21	0	6
1424 EDWARDSVILLE 24	50	26	0	4
1425 EDWARDSVILLE 25	49	30	0	4
1426 EDWARDSVILLE 26	61	24	0	1
1702 NAMEOKI 02	11	7	0	3
1704 NAMEOKI 04	20	9	0	3
1707 NAMEOKI 07	55	40	0	10
2102 VENICE 02	1	3	0	0
2201 GRANITE CITY 01	25	13	0	2
2207 GRANITE CITY 07	33	36	0	3
2211 GRANITE CITY 11	25	36	0	3
2213 GRANITE CITY 13	21	24	0	1

	VOTES	PERCENT		VOTES	PERCENT
REP. GENERAL ASSEMBLY 112TH REPRESENTATIVE DISTRICT					
Vote for not more than 1					
01 = JENNIFER M. KORTE	3,305	67.77	03 = OVER VOTES	0	
02 = JOE HACKLER	1,572	32.23	04 = UNDER VOTES	231	
(CONTINUED FROM PREVIOUS PAGE)	01	02	03	04	
2215 GRANITE CITY 15	40	50	0	3	

NUMBERED KEY CANVASS

2022 General Primary Election
Madison County, Illinois
June 28, 2022
REPUBLICAN

Official Results

				VOTES	PERCENT			VOTES	PERCENT
REP. GENERAL ASSEMBLY 113TH REPRESENTATIVE DISTRICT									
Vote for not more than 1									
01 = ASHLEY HUNSAKER				38	100.00				
02 = OVER VOTES				0		03 = UNDER VOTES		7	

				01	02	03			

2101 VENICE 01			7	0	0				
2102 VENICE 02			0	0	0				
2103 VENICE 03			8	0	4				
2104 VENICE 04			23	0	3				

COUNTY CLERK AND RECORDER
 Vote for not more than 1
 01 = MIKE WALTERS
 02 = LINDA ANDREAS

VOTES PERCENT

VOTES PERCENT

10,196 49.56 03 = OVER VOTES
 10,378 50.44 04 = UNDER VOTES

4
 3,325

	01	02	03	04
0101 HELVETIA 01	58	62	0	22
0102 HELVETIA 02	61	91	0	35
0103 HELVETIA 03	64	69	0	25
0104 HELVETIA 04	76	76	0	35
0105 HELVETIA 05	100	107	0	39
0106 HELVETIA 06	109	87	0	38
0201 SALINE 01	75	64	0	36
0202 SALINE 02	86	93	0	35
0203 SALINE 03	80	71	0	23
0204 SALINE 04	90	88	0	29
0205 SALINE 05	99	94	0	60
0301 LEEF 01	42	51	0	15
0401 NEW DOUGLAS 01	29	37	0	15
0501 ST. JACOB 01	74	104	0	42
0502 ST. JACOB 02	76	89	0	37
0601 MARINE 01	52	71	0	23
0602 MARINE 02	46	84	0	28
0701 ALHAMBRA 01	104	135	0	47
0801 OLIVE 01	52	71	0	37
0802 OLIVE 02	26	18	0	17
0901 JARVIS 01	46	66	0	17
0902 JARVIS 02	43	53	0	13
0903 JARVIS 03	60	64	0	22
0904 JARVIS 04	54	82	0	26
0905 JARVIS 05	46	54	0	20
0906 JARVIS 06	36	76	0	8
0907 JARVIS 07	45	50	0	11
0908 JARVIS 08	53	49	0	27
0909 JARVIS 09	82	65	0	26
0910 JARVIS 10	72	104	0	31
0911 JARVIS 11	36	80	0	18
0912 JARVIS 12	39	34	0	12
1001 PIN OAK 01	60	94	0	32
1002 PIN OAK 02	72	64	0	37
1003 PIN OAK 03	81	111	1	41
1101 HAMEL 01	94	69	0	20
1102 HAMEL 02	90	99	0	34
1201 OMPHGENT 01	95	118	0	34
1202 OMPHGENT 02	52	54	0	26
1301 COLLINSVILLE 01	37	49	0	16
1302 COLLINSVILLE 02	53	51	0	12
1303 COLLINSVILLE 03	48	71	0	11
1304 COLLINSVILLE 04	23	40	0	9
1305 COLLINSVILLE 05	50	43	0	14
1306 COLLINSVILLE 06	20	42	0	2
1307 COLLINSVILLE 07	67	75	0	15
1308 COLLINSVILLE 08	56	62	0	18
1309 COLLINSVILLE 09	63	78	0	29
1310 COLLINSVILLE 10	57	91	0	17
1311 COLLINSVILLE 11	96	90	1	23
1312 COLLINSVILLE 12	62	85	0	20
1313 COLLINSVILLE 13	22	37	0	8
1314 COLLINSVILLE 14	49	60	0	17
1315 COLLINSVILLE 15	54	62	0	23

	VOTES	PERCENT		VOTES	PERCENT
COUNTY CLERK AND RECORDER					
Vote for not more than 1					
01 = MIKE WALTERS	10,196	49.56	03 = OVER VOTES	4	
02 = LINDA ANDREAS	10,378	50.44	04 = UNDER VOTES	3,325	

(CONTINUED FROM PREVIOUS PAGE)

	01	02	03	04
1316 COLLINSVILLE 16	37	50	0	10
1317 COLLINSVILLE 17	49	108	0	15
1318 COLLINSVILLE 18	84	67	0	21
1319 COLLINSVILLE 19	46	46	0	10
1320 COLLINSVILLE 20	100	58	0	12
1321 COLLINSVILLE 21	60	96	0	24
1322 COLLINSVILLE 22	38	42	0	9
1323 COLLINSVILLE 23	55	73	0	20
1324 COLLINSVILLE 24	49	50	0	11
1325 COLLINSVILLE 25	43	60	0	27
1401 EDWARDSVILLE 01	65	78	0	19
1402 EDWARDSVILLE 02	33	46	0	9
1403 EDWARDSVILLE 03	35	47	0	21
1404 EDWARDSVILLE 04	33	39	0	18
1405 EDWARDSVILLE 05	20	33	0	9
1406 EDWARDSVILLE 06	45	73	0	25
1407 EDWARDSVILLE 07	50	54	0	22
1408 EDWARDSVILLE 08	45	65	0	16
1409 EDWARDSVILLE 09	18	25	0	7
1410 EDWARDSVILLE 10	49	84	0	33
1411 EDWARDSVILLE 11	40	55	0	16
1412 EDWARDSVILLE 12	14	17	0	1
1413 EDWARDSVILLE 13	45	70	0	28
1414 EDWARDSVILLE 14	30	57	0	5
1415 EDWARDSVILLE 15	33	34	0	11
1416 EDWARDSVILLE 16	45	66	0	20
1417 EDWARDSVILLE 17	63	86	0	26
1418 EDWARDSVILLE 18	58	83	0	32
1419 EDWARDSVILLE 19	61	50	0	32
1420 EDWARDSVILLE 20	51	66	0	30
1421 EDWARDSVILLE 21	65	54	0	23
1422 EDWARDSVILLE 22	44	36	0	11
1423 EDWARDSVILLE 23	32	26	0	12
1424 EDWARDSVILLE 24	20	43	0	17
1425 EDWARDSVILLE 25	24	48	0	11
1426 EDWARDSVILLE 26	35	42	0	9
1501 FORT RUSSELL 01	88	82	0	33
1502 FORT RUSSELL 02	40	65	0	9
1503 FORT RUSSELL 03	79	47	0	16
1504 FORT RUSSELL 04	77	82	0	19
1505 FORT RUSSELL 05	36	38	0	14
1506 FORT RUSSELL 06	74	70	0	23
1507 FORT RUSSELL 07	63	66	0	24
1601 MORO 01	65	65	0	20
1602 MORO 02	78	65	0	19
1603 MORO 03	59	101	0	19
1701 NAMEOKI 01	51	73	0	14
1702 NAMEOKI 02	9	9	0	3
1703 NAMEOKI 03	62	66	0	28
1704 NAMEOKI 04	16	12	0	4
1705 NAMEOKI 05	34	35	0	9
1706 NAMEOKI 06	66	70	0	17
1707 NAMEOKI 07	48	42	0	15
1708 NAMEOKI 08	38	34	0	10

COUNTY CLERK AND RECORDER

Vote for not more than 1

- 01 = MIKE WALTERS
- 02 = LINDA ANDREAS

VOTES PERCENT

10,196 49.56
 10,378 50.44

03 = OVER VOTES
 04 = UNDER VOTES

VOTES PERCENT

4
 3,325

(CONTINUED FROM PREVIOUS PAGE)

	01	02	03	04
1801 CHOUTEAU 01	40	82	0	8
1802 CHOUTEAU 02	50	42	0	16
1803 CHOUTEAU 03	20	25	0	9
1804 CHOUTEAU 04	51	60	0	16
1805 CHOUTEAU 05	36	42	0	11
1806 CHOUTEAU 06	59	59	0	14
1901 WOOD RIVER 01	43	38	0	9
1902 WOOD RIVER 02	41	37	0	14
1903 WOOD RIVER 03	55	44	0	21
1904 WOOD RIVER 04	40	47	0	8
1905 WOOD RIVER 05	45	39	0	17
1906 WOOD RIVER 06	45	55	0	8
1907 WOOD RIVER 07	54	39	0	16
1908 WOOD RIVER 08	41	40	0	13
1909 WOOD RIVER 09	36	21	0	3
1910 WOOD RIVER 10	77	59	0	24
1911 WOOD RIVER 11	27	29	0	14
1912 WOOD RIVER 12	59	53	0	20
1913 WOOD RIVER 13	80	64	0	16
1914 WOOD RIVER 14	60	71	0	18
1915 WOOD RIVER 15	18	19	0	5
1916 WOOD RIVER 16	60	59	0	19
1917 WOOD RIVER 17	23	21	0	6
1918 WOOD RIVER 18	30	25	0	5
1919 WOOD RIVER 19	62	41	0	24
1920 WOOD RIVER 20	46	36	0	17
1921 WOOD RIVER 21	42	35	0	20
2001 FOSTER 01	87	54	0	23
2002 FOSTER 02	86	63	0	14
2003 FOSTER 03	61	41	0	11
2004 FOSTER 04	52	42	0	14
2101 VENICE 01	2	5	0	0
2102 VENICE 02	8	15	0	5
2103 VENICE 03	4	6	0	2
2104 VENICE 04	10	14	0	2
2201 GRANITE CITY 01	28	24	0	5
2202 GRANITE CITY 02	65	49	0	19
2203 GRANITE CITY 03	74	75	0	42
2204 GRANITE CITY 04	57	86	0	28
2205 GRANITE CITY 05	49	67	0	27
2206 GRANITE CITY 06	61	67	0	25
2207 GRANITE CITY 07	42	19	0	11
2208 GRANITE CITY 08	27	33	0	11
2209 GRANITE CITY 09	68	65	0	36
2210 GRANITE CITY 10	39	40	0	12
2211 GRANITE CITY 11	30	27	0	7
2212 GRANITE CITY 12	64	52	0	9
2213 GRANITE CITY 13	17	26	0	3
2214 GRANITE CITY 14	32	49	0	0
2215 GRANITE CITY 15	32	59	0	12
2216 GRANITE CITY 16	75	60	0	18
2217 GRANITE CITY 17	74	75	0	39
2301 ALTON 01	46	16	0	7
2302 ALTON 02	13	16	0	4

COUNTY CLERK AND RECORDER
 Vote for not more than 1
 01 = MIKE WALTERS
 02 = LINDA ANDREAS

VOTES PERCENT

VOTES PERCENT

10,196 49.56 03 = OVER VOTES
 10,378 50.44 04 = UNDER VOTES

4
 3,325

(CONTINUED FROM PREVIOUS PAGE)

	01	02	03	04
2303 ALTON 03	59	32	0	13
2304 ALTON 04	29	15	0	3
2305 ALTON 05	72	33	1	13
2306 ALTON 06	29	36	0	10
2307 ALTON 07	26	17	0	3
2308 ALTON 08	26	14	0	4
2309 ALTON 09	41	34	0	6
2310 ALTON 10	64	40	0	10
2311 ALTON 11	22	25	0	9
2312 ALTON 12	62	23	0	7
2313 ALTON 13	16	15	0	4
2314 ALTON 14	73	47	0	15
2315 ALTON 15	39	35	0	5
2316 ALTON 16	26	22	0	7
2317 ALTON 17	15	20	0	5
2401 GODFREY 01	75	45	1	12
2402 GODFREY 02	26	22	0	4
2403 GODFREY 03	102	42	0	18
2404 GODFREY 04	150	74	0	15
2405 GODFREY 05	106	42	0	19
2406 GODFREY 06	85	36	0	16
2407 GODFREY 07	84	45	0	14
2408 GODFREY 08	81	90	0	16
2409 GODFREY 09	109	83	0	20
2410 GODFREY 10	80	43	0	16
2411 GODFREY 11	36	20	0	5
2412 GODFREY 12	62	41	0	8
2413 GODFREY 13	109	70	0	18
2414 GODFREY 14	140	57	0	28

NUMBERED KEY CANVASS

2022 General Primary Election
 Madison County, Illinois
 June 28, 2022
 REPUBLICAN

Official Results

	VOTES		PERCENT		VOTES	PERCENT
COUNTY TREASURER						
Vote for not more than 1						
01 = CHRIS SLUSSER	14,856	68.02	03 = OVER VOTES		1	
02 = DOUG HULME	6,986	31.98	04 = UNDER VOTES		2,060	
	01	02	03	04		
0101 HELVETIA 01	94	35	0	13		
0102 HELVETIA 02	113	53	0	21		
0103 HELVETIA 03	86	58	0	14		
0104 HELVETIA 04	123	41	0	23		
0105 HELVETIA 05	163	58	0	25		
0106 HELVETIA 06	155	53	0	26		
0201 SALINE 01	112	47	0	16		
0202 SALINE 02	136	52	0	26		
0203 SALINE 03	118	43	0	13		
0204 SALINE 04	143	43	0	21		
0205 SALINE 05	165	49	0	39		
0301 LEEF 01	61	35	0	12		
0401 NEW DOUGLAS 01	55	13	0	13		
0501 ST. JACOB 01	116	77	0	27		
0502 ST. JACOB 02	128	54	0	20		
0601 MARINE 01	98	35	0	13		
0602 MARINE 02	80	60	0	18		
0701 ALHAMBRA 01	174	80	0	32		
0801 OLIVE 01	94	46	0	20		
0802 OLIVE 02	37	12	0	12		
0901 JARVIS 01	75	41	0	13		
0902 JARVIS 02	60	40	0	9		
0903 JARVIS 03	82	47	0	17		
0904 JARVIS 04	102	38	0	22		
0905 JARVIS 05	71	37	0	12		
0906 JARVIS 06	63	49	0	8		
0907 JARVIS 07	55	43	0	8		
0908 JARVIS 08	68	39	0	22		
0909 JARVIS 09	113	43	0	17		
0910 JARVIS 10	120	70	0	17		
0911 JARVIS 11	74	46	0	14		
0912 JARVIS 12	59	20	0	6		
1001 PIN OAK 01	120	48	0	18		
1002 PIN OAK 02	111	46	0	16		
1003 PIN OAK 03	134	78	1	21		
1101 HAMEL 01	118	55	0	10		
1102 HAMEL 02	126	82	0	15		
1201 OMPHGENT 01	159	68	0	20		
1202 OMPHGENT 02	81	35	0	16		
1301 COLLINSVILLE 01	60	31	0	11		
1302 COLLINSVILLE 02	56	53	0	7		
1303 COLLINSVILLE 03	66	57	0	7		
1304 COLLINSVILLE 04	44	24	0	4		
1305 COLLINSVILLE 05	62	38	0	7		
1306 COLLINSVILLE 06	26	36	0	2		
1307 COLLINSVILLE 07	74	73	0	10		
1308 COLLINSVILLE 08	97	34	0	5		
1309 COLLINSVILLE 09	92	57	0	21		
1310 COLLINSVILLE 10	87	68	0	10		
1311 COLLINSVILLE 11	104	88	0	18		
1312 COLLINSVILLE 12	96	63	0	8		
1313 COLLINSVILLE 13	38	25	0	4		
1314 COLLINSVILLE 14	62	51	0	13		
1315 COLLINSVILLE 15	69	50	0	20		

NUMBERED KEY CANVASS

2022 General Primary Election
 Madison County, Illinois
 June 28, 2022
 REPUBLICAN

Official Results

COUNTY TREASURER

Vote for not more than 1

01 = CHRIS SLUSSER

02 = DOUG HULME

VOTES PERCENT

14,856 68.02
 6,986 31.98

03 = OVER VOTES
 04 = UNDER VOTES

VOTES PERCENT

1
 2,060

(CONTINUED FROM PREVIOUS PAGE)

01 02 03 04

1316 COLLINSVILLE 16	60	31	0	6
1317 COLLINSVILLE 17	86	72	0	14
1318 COLLINSVILLE 18	107	51	0	14
1319 COLLINSVILLE 19	67	26	0	9
1320 COLLINSVILLE 20	124	38	0	8
1321 COLLINSVILLE 21	103	58	0	19
1322 COLLINSVILLE 22	48	35	0	6
1323 COLLINSVILLE 23	81	57	0	10
1324 COLLINSVILLE 24	64	39	0	7
1325 COLLINSVILLE 25	66	53	0	11
1401 EDWARDSVILLE 01	84	67	0	11
1402 EDWARDSVILLE 02	45	38	0	5
1403 EDWARDSVILLE 03	55	38	0	10
1404 EDWARDSVILLE 04	49	32	0	9
1405 EDWARDSVILLE 05	36	24	0	2
1406 EDWARDSVILLE 06	78	52	0	13
1407 EDWARDSVILLE 07	77	37	0	12
1408 EDWARDSVILLE 08	73	47	0	6
1409 EDWARDSVILLE 09	30	18	0	2
1410 EDWARDSVILLE 10	87	62	0	17
1411 EDWARDSVILLE 11	62	38	0	11
1412 EDWARDSVILLE 12	16	13	0	3
1413 EDWARDSVILLE 13	75	48	0	20
1414 EDWARDSVILLE 14	58	34	0	0
1415 EDWARDSVILLE 15	49	21	0	8
1416 EDWARDSVILLE 16	85	37	0	9
1417 EDWARDSVILLE 17	109	52	0	14
1418 EDWARDSVILLE 18	91	65	0	17
1419 EDWARDSVILLE 19	95	32	0	16
1420 EDWARDSVILLE 20	84	53	0	10
1421 EDWARDSVILLE 21	77	53	0	12
1422 EDWARDSVILLE 22	41	46	0	4
1423 EDWARDSVILLE 23	36	28	0	6
1424 EDWARDSVILLE 24	47	24	0	9
1425 EDWARDSVILLE 25	49	29	0	5
1426 EDWARDSVILLE 26	56	22	0	8
1501 FORT RUSSELL 01	124	61	0	18
1502 FORT RUSSELL 02	80	27	0	7
1503 FORT RUSSELL 03	97	37	0	8
1504 FORT RUSSELL 04	140	34	0	4
1505 FORT RUSSELL 05	60	21	0	7
1506 FORT RUSSELL 06	104	49	0	14
1507 FORT RUSSELL 07	96	48	0	9
1601 MORO 01	107	30	0	13
1602 MORO 02	95	58	0	9
1603 MORO 03	92	78	0	9
1701 NAMEOKI 01	78	48	0	12
1702 NAMEOKI 02	16	2	0	3
1703 NAMEOKI 03	83	61	0	12
1704 NAMEOKI 04	19	8	0	5
1705 NAMEOKI 05	52	21	0	5
1706 NAMEOKI 06	92	46	0	15
1707 NAMEOKI 07	65	31	0	9
1708 NAMEOKI 08	53	22	0	7

	VOTES	PERCENT		VOTES	PERCENT
COUNTY TREASURER					
Vote for not more than 1					
01 = CHRIS SLUSSER	14,856	68.02	03 = OVER VOTES	1	
02 = DOUG HULME	6,986	31.98	04 = UNDER VOTES	2,060	

(CONTINUED FROM PREVIOUS PAGE)

	01	02	03	04
1801 CHOUTEAU 01	74	49	0	7
1802 CHOUTEAU 02	76	24	0	8
1803 CHOUTEAU 03	37	9	0	8
1804 CHOUTEAU 04	85	30	0	12
1805 CHOUTEAU 05	42	40	0	7
1806 CHOUTEAU 06	94	30	0	8
1901 WOOD RIVER 01	77	10	0	3
1902 WOOD RIVER 02	60	24	0	8
1903 WOOD RIVER 03	87	26	0	7
1904 WOOD RIVER 04	65	23	0	7
1905 WOOD RIVER 05	76	17	0	8
1906 WOOD RIVER 06	87	16	0	5
1907 WOOD RIVER 07	76	28	0	5
1908 WOOD RIVER 08	74	14	0	6
1909 WOOD RIVER 09	44	14	0	2
1910 WOOD RIVER 10	105	38	0	17
1911 WOOD RIVER 11	47	16	0	7
1912 WOOD RIVER 12	95	28	0	9
1913 WOOD RIVER 13	133	20	0	7
1914 WOOD RIVER 14	109	24	0	16
1915 WOOD RIVER 15	29	11	0	2
1916 WOOD RIVER 16	91	42	0	5
1917 WOOD RIVER 17	34	12	0	4
1918 WOOD RIVER 18	41	16	0	3
1919 WOOD RIVER 19	94	22	0	11
1920 WOOD RIVER 20	78	13	0	8
1921 WOOD RIVER 21	62	22	0	13
2001 FOSTER 01	102	48	0	14
2002 FOSTER 02	109	45	0	9
2003 FOSTER 03	97	12	0	4
2004 FOSTER 04	63	33	0	12
2101 VENICE 01	3	4	0	0
2102 VENICE 02	13	11	0	4
2103 VENICE 03	4	4	0	4
2104 VENICE 04	21	4	0	1
2201 GRANITE CITY 01	37	16	0	4
2202 GRANITE CITY 02	87	33	0	13
2203 GRANITE CITY 03	110	52	0	29
2204 GRANITE CITY 04	84	65	0	22
2205 GRANITE CITY 05	80	42	0	21
2206 GRANITE CITY 06	109	31	0	13
2207 GRANITE CITY 07	36	27	0	9
2208 GRANITE CITY 08	44	17	0	10
2209 GRANITE CITY 09	89	56	0	24
2210 GRANITE CITY 10	47	36	0	8
2211 GRANITE CITY 11	42	17	0	5
2212 GRANITE CITY 12	74	39	0	12
2213 GRANITE CITY 13	29	16	0	1
2214 GRANITE CITY 14	58	21	0	2
2215 GRANITE CITY 15	64	29	0	10
2216 GRANITE CITY 16	92	48	0	13
2217 GRANITE CITY 17	121	43	0	24
2301 ALTON 01	45	21	0	3
2302 ALTON 02	21	8	0	4

NUMBERED KEY CANVASS

2022 General Primary Election
 Madison County, Illinois
 June 28, 2022
 REPUBLICAN

Official Results

COUNTY TREASURER

Vote for not more than 1

01 = CHRIS SLUSSER

02 = DOUG HULME

VOTES PERCENT

VOTES PERCENT

14,856 68.02
 6,986 31.98

03 = OVER VOTES
 04 = UNDER VOTES

1
 2,060

(CONTINUED FROM PREVIOUS PAGE)

	01	02	03	04
2303 ALTON 03	78	15	0	11
2304 ALTON 04	27	17	0	3
2305 ALTON 05	88	23	0	8
2306 ALTON 06	54	16	0	5
2307 ALTON 07	28	17	0	1
2308 ALTON 08	30	10	0	4
2309 ALTON 09	50	26	0	5
2310 ALTON 10	66	39	0	9
2311 ALTON 11	37	13	0	6
2312 ALTON 12	67	19	0	6
2313 ALTON 13	24	8	0	3
2314 ALTON 14	94	31	0	10
2315 ALTON 15	50	25	0	4
2316 ALTON 16	32	18	0	5
2317 ALTON 17	20	16	0	4
2401 GODFREY 01	84	38	0	11
2402 GODFREY 02	39	13	0	0
2403 GODFREY 03	102	44	0	16
2404 GODFREY 04	176	54	0	9
2405 GODFREY 05	132	26	0	9
2406 GODFREY 06	82	39	0	16
2407 GODFREY 07	109	26	0	8
2408 GODFREY 08	105	65	0	17
2409 GODFREY 09	145	54	0	13
2410 GODFREY 10	94	30	0	15
2411 GODFREY 11	44	15	0	2
2412 GODFREY 12	74	32	0	5
2413 GODFREY 13	131	51	0	15
2414 GODFREY 14	163	41	0	21

SHERIFF

Vote for not more than 1

- 01 = JEFF CONNOR
- 02 = JEFF LARNER

VOTES PERCENT

VOTES PERCENT

14,681 66.87 03 = OVER VOTES
 7,274 33.13 04 = UNDER VOTES

4
 1,944

 01 02 03 04

0101 HELVETIA 01	86	40	0	16
0102 HELVETIA 02	112	52	0	23
0103 HELVETIA 03	102	41	0	15
0104 HELVETIA 04	115	47	0	25
0105 HELVETIA 05	143	78	0	25
0106 HELVETIA 06	158	47	0	29
0201 SALINE 01	97	58	0	20
0202 SALINE 02	146	51	1	16
0203 SALINE 03	115	46	0	13
0204 SALINE 04	133	58	0	16
0205 SALINE 05	150	65	0	38
0301 LEEF 01	73	23	0	12
0401 NEW DOUGLAS 01	42	31	0	8
0501 ST. JACOB 01	154	50	0	16
0502 ST. JACOB 02	139	47	0	16
0601 MARINE 01	100	34	0	12
0602 MARINE 02	110	38	0	10
0701 ALHAMBRA 01	178	76	0	32
0801 OLIVE 01	89	50	0	21
0802 OLIVE 02	25	27	0	9
0901 JARVIS 01	81	39	0	9
0902 JARVIS 02	72	33	0	4
0903 JARVIS 03	88	43	0	15
0904 JARVIS 04	82	57	1	22
0905 JARVIS 05	50	57	0	13
0906 JARVIS 06	73	41	0	6
0907 JARVIS 07	70	26	0	10
0908 JARVIS 08	80	33	0	16
0909 JARVIS 09	115	42	0	16
0910 JARVIS 10	117	70	0	20
0911 JARVIS 11	79	45	0	10
0912 JARVIS 12	47	28	0	10
1001 PIN OAK 01	107	67	0	12
1002 PIN OAK 02	103	55	0	15
1003 PIN OAK 03	129	84	0	21
1101 HAMEL 01	95	75	0	13
1102 HAMEL 02	117	85	1	20
1201 OMPHGENT 01	139	81	0	27
1202 OMPHGENT 02	75	41	0	16
1301 COLLINSVILLE 01	48	42	0	12
1302 COLLINSVILLE 02	59	47	0	10
1303 COLLINSVILLE 03	73	50	0	7
1304 COLLINSVILLE 04	47	20	0	5
1305 COLLINSVILLE 05	53	41	0	13
1306 COLLINSVILLE 06	34	27	0	3
1307 COLLINSVILLE 07	87	59	0	11
1308 COLLINSVILLE 08	59	68	0	9
1309 COLLINSVILLE 09	92	57	0	21
1310 COLLINSVILLE 10	86	66	0	13
1311 COLLINSVILLE 11	117	75	0	18
1312 COLLINSVILLE 12	101	55	0	11
1313 COLLINSVILLE 13	41	23	0	3
1314 COLLINSVILLE 14	63	47	0	16
1315 COLLINSVILLE 15	82	41	0	16

SHERIFF

Vote for not more than 1

- 01 = JEFF CONNOR
- 02 = JEFF LARNER

VOTES PERCENT

VOTES PERCENT

14,681 66.87 03 = OVER VOTES
 7,274 33.13 04 = UNDER VOTES

4
 1,944

(CONTINUED FROM PREVIOUS PAGE)

	01	02	03	04
1316 COLLINSVILLE 16	52	39	0	6
1317 COLLINSVILLE 17	99	60	0	13
1318 COLLINSVILLE 18	92	68	1	11
1319 COLLINSVILLE 19	49	48	0	5
1320 COLLINSVILLE 20	94	65	0	11
1321 COLLINSVILLE 21	123	42	0	15
1322 COLLINSVILLE 22	44	41	0	4
1323 COLLINSVILLE 23	82	54	0	12
1324 COLLINSVILLE 24	56	48	0	6
1325 COLLINSVILLE 25	63	51	0	16
1401 EDWARDSVILLE 01	75	76	0	11
1402 EDWARDSVILLE 02	40	39	0	9
1403 EDWARDSVILLE 03	54	38	0	11
1404 EDWARDSVILLE 04	49	30	0	11
1405 EDWARDSVILLE 05	31	23	0	8
1406 EDWARDSVILLE 06	67	59	0	17
1407 EDWARDSVILLE 07	66	49	0	11
1408 EDWARDSVILLE 08	57	52	0	17
1409 EDWARDSVILLE 09	20	26	0	4
1410 EDWARDSVILLE 10	106	47	0	13
1411 EDWARDSVILLE 11	52	47	0	12
1412 EDWARDSVILLE 12	20	11	0	1
1413 EDWARDSVILLE 13	68	56	0	19
1414 EDWARDSVILLE 14	64	26	0	2
1415 EDWARDSVILLE 15	48	22	0	8
1416 EDWARDSVILLE 16	73	44	0	14
1417 EDWARDSVILLE 17	91	73	0	11
1418 EDWARDSVILLE 18	82	74	0	17
1419 EDWARDSVILLE 19	76	55	0	12
1420 EDWARDSVILLE 20	70	68	0	9
1421 EDWARDSVILLE 21	77	53	0	12
1422 EDWARDSVILLE 22	52	34	0	5
1423 EDWARDSVILLE 23	44	20	0	6
1424 EDWARDSVILLE 24	34	37	0	9
1425 EDWARDSVILLE 25	63	14	0	6
1426 EDWARDSVILLE 26	46	31	0	9
1501 FORT RUSSELL 01	75	112	0	16
1502 FORT RUSSELL 02	74	31	0	9
1503 FORT RUSSELL 03	85	47	0	10
1504 FORT RUSSELL 04	104	64	0	10
1505 FORT RUSSELL 05	39	39	0	10
1506 FORT RUSSELL 06	92	59	0	16
1507 FORT RUSSELL 07	96	43	0	14
1601 MORO 01	96	35	0	19
1602 MORO 02	88	64	0	10
1603 MORO 03	86	78	0	15
1701 NAMEOKI 01	97	34	0	7
1702 NAMEOKI 02	17	2	0	2
1703 NAMEOKI 03	129	20	0	7
1704 NAMEOKI 04	19	11	0	2
1705 NAMEOKI 05	61	15	0	2
1706 NAMEOKI 06	118	25	0	10
1707 NAMEOKI 07	79	20	0	6
1708 NAMEOKI 08	62	18	0	2

	VOTES	PERCENT		VOTES	PERCENT
SHERIFF					
Vote for not more than 1					
01 = JEFF CONNOR	14,681	66.87	03 = OVER VOTES	4	
02 = JEFF LARNER	7,274	33.13	04 = UNDER VOTES	1,944	

(CONTINUED FROM PREVIOUS PAGE)

	01	02	03	04
1801 CHOUTEAU 01	88	35	0	7
1802 CHOUTEAU 02	64	34	0	10
1803 CHOUTEAU 03	35	13	0	6
1804 CHOUTEAU 04	98	25	0	4
1805 CHOUTEAU 05	71	17	0	1
1806 CHOUTEAU 06	106	19	0	7
1901 WOOD RIVER 01	61	26	0	3
1902 WOOD RIVER 02	55	29	0	8
1903 WOOD RIVER 03	72	35	0	13
1904 WOOD RIVER 04	61	28	0	6
1905 WOOD RIVER 05	51	41	0	9
1906 WOOD RIVER 06	68	33	0	7
1907 WOOD RIVER 07	69	31	0	9
1908 WOOD RIVER 08	66	20	0	8
1909 WOOD RIVER 09	42	14	0	4
1910 WOOD RIVER 10	86	56	0	18
1911 WOOD RIVER 11	41	23	0	6
1912 WOOD RIVER 12	75	46	0	11
1913 WOOD RIVER 13	108	45	0	7
1914 WOOD RIVER 14	78	58	0	13
1915 WOOD RIVER 15	29	10	0	3
1916 WOOD RIVER 16	90	39	0	9
1917 WOOD RIVER 17	31	14	0	5
1918 WOOD RIVER 18	42	15	0	3
1919 WOOD RIVER 19	81	33	0	13
1920 WOOD RIVER 20	59	30	0	10
1921 WOOD RIVER 21	60	29	0	8
2001 FOSTER 01	88	61	0	15
2002 FOSTER 02	101	47	0	15
2003 FOSTER 03	66	39	0	8
2004 FOSTER 04	84	15	0	9
2101 VENICE 01	1	6	0	0
2102 VENICE 02	21	6	0	1
2103 VENICE 03	9	1	0	2
2104 VENICE 04	20	5	0	1
2201 GRANITE CITY 01	44	12	0	1
2202 GRANITE CITY 02	111	21	0	1
2203 GRANITE CITY 03	159	29	0	3
2204 GRANITE CITY 04	147	21	0	3
2205 GRANITE CITY 05	113	25	0	5
2206 GRANITE CITY 06	132	17	0	4
2207 GRANITE CITY 07	53	16	0	3
2208 GRANITE CITY 08	57	12	0	2
2209 GRANITE CITY 09	137	23	0	9
2210 GRANITE CITY 10	69	20	0	2
2211 GRANITE CITY 11	46	15	0	3
2212 GRANITE CITY 12	96	27	0	2
2213 GRANITE CITY 13	34	10	0	2
2214 GRANITE CITY 14	58	21	0	2
2215 GRANITE CITY 15	80	18	0	5
2216 GRANITE CITY 16	122	22	0	9
2217 GRANITE CITY 17	159	26	0	3
2301 ALTON 01	40	25	0	4
2302 ALTON 02	16	14	0	3

SHERIFF

Vote for not more than 1

01 = JEFF CONNOR
 02 = JEFF LARNER

VOTES PERCENT

14,681 66.87
 7,274 33.13

03 = OVER VOTES
 04 = UNDER VOTES

VOTES PERCENT

4
 1,944

(CONTINUED FROM PREVIOUS PAGE)

	01	02	03	04
2303 ALTON 03	76	22	0	6
2304 ALTON 04	29	14	0	4
2305 ALTON 05	84	25	0	10
2306 ALTON 06	43	30	0	2
2307 ALTON 07	32	13	0	1
2308 ALTON 08	28	12	0	4
2309 ALTON 09	44	28	0	9
2310 ALTON 10	62	42	0	10
2311 ALTON 11	33	18	0	5
2312 ALTON 12	54	31	0	7
2313 ALTON 13	16	14	0	5
2314 ALTON 14	93	33	0	9
2315 ALTON 15	51	26	0	2
2316 ALTON 16	36	16	0	3
2317 ALTON 17	22	14	0	4
2401 GODFREY 01	93	27	0	13
2402 GODFREY 02	32	15	0	5
2403 GODFREY 03	110	37	0	15
2404 GODFREY 04	161	56	0	22
2405 GODFREY 05	100	50	0	17
2406 GODFREY 06	76	46	0	15
2407 GODFREY 07	87	44	0	12
2408 GODFREY 08	123	43	0	21
2409 GODFREY 09	141	58	0	13
2410 GODFREY 10	88	39	0	12
2411 GODFREY 11	37	21	0	3
2412 GODFREY 12	67	36	0	8
2413 GODFREY 13	116	63	0	18
2414 GODFREY 14	173	33	0	19

NUMBERED KEY CANVASS

2022 General Primary Election
 Madison County, Illinois
 June 28, 2022
 REPUBLICAN

Official Results

	VOTES PERCENT			VOTES PERCENT	
REG SUPT OF SCHOOLS- (C, G, J, M)					
MULTI-COUNTY EDUCATIONAL SERVICE REGION					
Vote for not more than 1					
01 = NO CANDIDATE FILED			0		
02 = OVER VOTES			0	03 = UNDER VOTES	310

	01	02	03		

0401 NEW DOUGLAS 01	0	0	0		
0801 OLIVE 01	0	0	159		
0802 OLIVE 02	0	0	61		
1201 OMPHGENT 01	0	0	50		
1202 OMPHGENT 02	0	0	40		
1601 MORO 01	0	0	0		

REG. SUPT. OF SCHOOLS - MADISON
 COUNTY EDUCATIONAL SERVICE REGION

Vote for not more than 1

01 = ROBERT W. WERDEN

02 = OVER VOTES

VOTES PERCENT

VOTES PERCENT

18,921 100.00
 0

03 = UNDER VOTES

4,672

 01 02 03

0101 HELVETIA 01	115	0	27
0102 HELVETIA 02	149	0	38
0103 HELVETIA 03	128	0	30
0104 HELVETIA 04	146	0	41
0105 HELVETIA 05	206	0	40
0106 HELVETIA 06	187	0	47
0201 SALINE 01	144	0	31
0202 SALINE 02	180	0	34
0203 SALINE 03	145	0	29
0204 SALINE 04	175	0	32
0205 SALINE 05	188	0	65
0301 LEEF 01	92	0	16
0401 NEW DOUGLAS 01	68	0	13
0501 ST. JACOB 01	170	0	50
0502 ST. JACOB 02	155	0	47
0601 MARINE 01	121	0	25
0602 MARINE 02	129	0	29
0701 ALHAMBRA 01	228	0	58
0801 OLIVE 01	0	0	1
0901 JARVIS 01	103	0	26
0902 JARVIS 02	98	0	11
0903 JARVIS 03	111	0	35
0904 JARVIS 04	128	0	34
0905 JARVIS 05	94	0	26
0906 JARVIS 06	104	0	16
0907 JARVIS 07	89	0	17
0908 JARVIS 08	97	0	32
0909 JARVIS 09	134	0	39
0910 JARVIS 10	172	0	35
0911 JARVIS 11	115	0	19
0912 JARVIS 12	66	0	19
1001 PIN OAK 01	146	0	40
1002 PIN OAK 02	129	0	44
1003 PIN OAK 03	185	0	49
1101 HAMEL 01	157	0	26
1102 HAMEL 02	177	0	46
1201 OMPHGENT 01	173	0	24
1202 OMPHGENT 02	79	0	13
1301 COLLINSVILLE 01	77	0	25
1302 COLLINSVILLE 02	94	0	22
1303 COLLINSVILLE 03	111	0	19
1304 COLLINSVILLE 04	60	0	12
1305 COLLINSVILLE 05	88	0	19
1306 COLLINSVILLE 06	57	0	7
1307 COLLINSVILLE 07	136	0	21
1308 COLLINSVILLE 08	100	0	36
1309 COLLINSVILLE 09	129	0	41
1310 COLLINSVILLE 10	132	0	33
1311 COLLINSVILLE 11	168	0	42
1312 COLLINSVILLE 12	130	0	37
1313 COLLINSVILLE 13	53	0	14
1314 COLLINSVILLE 14	105	0	21
1315 COLLINSVILLE 15	97	0	42

REG. SUPT. OF SCHOOLS - MADISON
 COUNTY EDUCATIONAL SERVICE REGION

VOTES PERCENT

VOTES PERCENT

Vote for not more than 1
 01 = ROBERT W. WERDEN
 02 = OVER VOTES

18,921 100.00
 0

03 = UNDER VOTES

4,672

(CONTINUED FROM PREVIOUS PAGE)

	01	02	03
1316 COLLINSVILLE 16	84	0	13
1317 COLLINSVILLE 17	139	0	33
1318 COLLINSVILLE 18	131	0	41
1319 COLLINSVILLE 19	82	0	20
1320 COLLINSVILLE 20	152	0	18
1321 COLLINSVILLE 21	153	0	27
1322 COLLINSVILLE 22	74	0	15
1323 COLLINSVILLE 23	120	0	28
1324 COLLINSVILLE 24	90	0	20
1325 COLLINSVILLE 25	100	0	30
1401 EDWARDSVILLE 01	131	0	31
1402 EDWARDSVILLE 02	71	0	17
1403 EDWARDSVILLE 03	78	0	25
1404 EDWARDSVILLE 04	72	0	18
1405 EDWARDSVILLE 05	46	0	16
1406 EDWARDSVILLE 06	108	0	35
1407 EDWARDSVILLE 07	98	0	28
1408 EDWARDSVILLE 08	99	0	27
1409 EDWARDSVILLE 09	39	0	11
1410 EDWARDSVILLE 10	121	0	45
1411 EDWARDSVILLE 11	79	0	32
1412 EDWARDSVILLE 12	25	0	7
1413 EDWARDSVILLE 13	109	0	34
1414 EDWARDSVILLE 14	73	0	19
1415 EDWARDSVILLE 15	63	0	15
1416 EDWARDSVILLE 16	94	0	37
1417 EDWARDSVILLE 17	135	0	40
1418 EDWARDSVILLE 18	130	0	43
1419 EDWARDSVILLE 19	106	0	37
1420 EDWARDSVILLE 20	114	0	33
1421 EDWARDSVILLE 21	107	0	35
1422 EDWARDSVILLE 22	69	0	22
1423 EDWARDSVILLE 23	52	0	18
1424 EDWARDSVILLE 24	61	0	19
1425 EDWARDSVILLE 25	63	0	20
1426 EDWARDSVILLE 26	70	0	16
1501 FORT RUSSELL 01	161	0	42
1502 FORT RUSSELL 02	103	0	11
1503 FORT RUSSELL 03	125	0	17
1504 FORT RUSSELL 04	150	0	28
1505 FORT RUSSELL 05	67	0	21
1506 FORT RUSSELL 06	140	0	27
1507 FORT RUSSELL 07	131	0	22
1601 MORO 01	120	0	30
1602 MORO 02	140	0	22
1603 MORO 03	146	0	33
1701 NAMEOKI 01	110	0	28
1702 NAMEOKI 02	18	0	3
1703 NAMEOKI 03	118	0	38
1704 NAMEOKI 04	26	0	6
1705 NAMEOKI 05	66	0	12
1706 NAMEOKI 06	124	0	29
1707 NAMEOKI 07	83	0	22

	VOTES	PERCENT		VOTES	PERCENT
REG. SUPT. OF SCHOOLS - MADISON COUNTY EDUCATIONAL SERVICE REGION					
Vote for not more than 1					
01 = ROBERT W. WERDEN	18,921	100.00			
02 = OVER VOTES	0		03 = UNDER VOTES	4,672	

(CONTINUED FROM PREVIOUS PAGE)

	01	02	03
1708 NAMEOKI 08	70	0	12
1801 CHOUTEAU 01	115	0	15
1802 CHOUTEAU 02	84	0	24
1803 CHOUTEAU 03	40	0	14
1804 CHOUTEAU 04	105	0	22
1805 CHOUTEAU 05	72	0	17
1806 CHOUTEAU 06	107	0	25
1901 WOOD RIVER 01	75	0	15
1902 WOOD RIVER 02	76	0	16
1903 WOOD RIVER 03	93	0	27
1904 WOOD RIVER 04	86	0	9
1905 WOOD RIVER 05	86	0	15
1906 WOOD RIVER 06	93	0	15
1907 WOOD RIVER 07	89	0	20
1908 WOOD RIVER 08	77	0	17
1909 WOOD RIVER 09	53	0	7
1910 WOOD RIVER 10	115	0	45
1911 WOOD RIVER 11	53	0	17
1912 WOOD RIVER 12	98	0	34
1913 WOOD RIVER 13	131	0	29
1914 WOOD RIVER 14	121	0	28
1915 WOOD RIVER 15	36	0	6
1916 WOOD RIVER 16	119	0	19
1917 WOOD RIVER 17	40	0	10
1918 WOOD RIVER 18	49	0	11
1919 WOOD RIVER 19	102	0	25
1920 WOOD RIVER 20	81	0	18
1921 WOOD RIVER 21	77	0	20
2001 FOSTER 01	129	0	35
2002 FOSTER 02	137	0	26
2003 FOSTER 03	91	0	22
2004 FOSTER 04	86	0	22
2101 VENICE 01	6	0	1
2102 VENICE 02	22	0	6
2103 VENICE 03	7	0	5
2104 VENICE 04	23	0	3
2201 GRANITE CITY 01	52	0	5
2202 GRANITE CITY 02	102	0	31
2203 GRANITE CITY 03	140	0	51
2204 GRANITE CITY 04	140	0	31
2205 GRANITE CITY 05	107	0	36
2206 GRANITE CITY 06	118	0	35
2207 GRANITE CITY 07	59	0	13
2208 GRANITE CITY 08	62	0	9
2209 GRANITE CITY 09	124	0	45
2210 GRANITE CITY 10	78	0	13
2211 GRANITE CITY 11	57	0	7
2212 GRANITE CITY 12	108	0	17
2213 GRANITE CITY 13	40	0	6
2214 GRANITE CITY 14	73	0	8
2215 GRANITE CITY 15	82	0	21
2216 GRANITE CITY 16	131	0	22
2217 GRANITE CITY 17	139	0	49

	VOTES	PERCENT		VOTES	PERCENT
REG. SUPT. OF SCHOOLS - MADISON COUNTY EDUCATIONAL SERVICE REGION					
Vote for not more than 1					
01 = ROBERT W. WERDEN	18,921	100.00			
02 = OVER VOTES	0		03 = UNDER VOTES	4,672	

(CONTINUED FROM PREVIOUS PAGE)

	01	02	03
2301 ALTON 01	55	0	14
2302 ALTON 02	27	0	6
2303 ALTON 03	83	0	21
2304 ALTON 04	37	0	10
2305 ALTON 05	94	0	25
2306 ALTON 06	62	0	13
2307 ALTON 07	40	0	6
2308 ALTON 08	40	0	4
2309 ALTON 09	68	0	13
2310 ALTON 10	93	0	21
2311 ALTON 11	38	0	18
2312 ALTON 12	72	0	20
2313 ALTON 13	30	0	5
2314 ALTON 14	113	0	22
2315 ALTON 15	70	0	9
2316 ALTON 16	42	0	13
2317 ALTON 17	34	0	6
2401 GODFREY 01	110	0	23
2402 GODFREY 02	45	0	7
2403 GODFREY 03	115	0	47
2404 GODFREY 04	186	0	53
2405 GODFREY 05	131	0	36
2406 GODFREY 06	90	0	47
2407 GODFREY 07	107	0	36
2408 GODFREY 08	149	0	38
2409 GODFREY 09	166	0	46
2410 GODFREY 10	111	0	28
2411 GODFREY 11	52	0	9
2412 GODFREY 12	92	0	19
2413 GODFREY 13	160	0	37
2414 GODFREY 14	167	0	58

NUMBERED KEY CANVASS

2022 General Primary Election
Madison County, Illinois
June 28, 2022
REPUBLICAN

Official Results

COUNTY BOARD MEMBER DISTRICT 1

Vote for not more than 1

01 = FRED N. MICHAEL

02 = OVER VOTES

VOTES PERCENT

VOTES PERCENT

1,144 100.00
0

03 = UNDER VOTES

185

	01	02	03
0101 HELVETIA 01	120	0	22
0102 HELVETIA 02	159	0	28
0103 HELVETIA 03	135	0	23
0104 HELVETIA 04	158	0	29
0105 HELVETIA 05	218	0	28
0106 HELVETIA 06	202	0	32
0201 SALINE 01	152	0	23

COUNTY BOARD MEMBER DISTRICT 2
Vote for not more than 1
01 = STACEY PACE
02 = OVER VOTES

VOTES PERCENT

VOTES PERCENT

854 100.00
0

03 = UNDER VOTES

187

01 02 03

0903 JARVIS 03	118	0	28
0904 JARVIS 04	134	0	28
0905 JARVIS 05	92	0	28
0906 JARVIS 06	104	0	16
0907 JARVIS 07	89	0	17
0908 JARVIS 08	103	0	26
0909 JARVIS 09	145	0	28
0912 JARVIS 12	69	0	16

NUMBERED KEY CANVASS

2022 General Primary Election
Madison County, Illinois
June 28, 2022
REPUBLICAN

Official Results

COUNTY BOARD MEMBER DISTRICT 3

Vote for not more than 1

01 = WILLIAM S. MEYER

02 = OVER VOTES

VOTES PERCENT

VOTES PERCENT

1,248 100.00
0

03 = UNDER VOTES

233

01 02 03

0301 LEEF 01	90	0	18
0401 NEW DOUGLAS 01	73	0	8
0701 ALHAMBRA 01	246	0	40
0801 OLIVE 01	127	0	33
0802 OLIVE 02	50	0	11
1101 HAMEL 01	158	0	25
1102 HAMEL 02	181	0	42
1201 OMPHGENT 01	217	0	30
1202 OMPHGENT 02	106	0	26

NUMBERED KEY CANVASS

2022 General Primary Election
Madison County, Illinois
June 28, 2022
REPUBLICAN

Official Results

	VOTES	PERCENT		VOTES	PERCENT
COUNTY BOARD MEMBER DISTRICT 4					
Vote for not more than 1					
01 = BOBBY ROSS	1,273	100.00			
02 = OVER VOTES	0		03 = UNDER VOTES	301	
	01	02	03		
0202 SALINE 02	178	0	36		
0203 SALINE 03	147	0	27		
0204 SALINE 04	173	0	34		
0205 SALINE 05	181	0	72		
0501 ST. JACOB 01	180	0	40		
0502 ST. JACOB 02	160	0	42		
0601 MARINE 01	124	0	22		
0602 MARINE 02	130	0	28		

COUNTY BOARD MEMBER DISTRICT 5

Vote for not more than 1

01 = MICK MADISON

02 = OVER VOTES

VOTES PERCENT

VOTES PERCENT

1,033 100.00

0

03 = UNDER VOTES

241

	01	02	03
1505 FORT RUSSELL 05	68	0	20
1507 FORT RUSSELL 07	128	0	25
1601 MORO 01	112	0	38
1602 MORO 02	138	0	24
1603 MORO 03	148	0	31
1917 WOOD RIVER 17	39	0	11
2001 FOSTER 01	128	0	36
2002 FOSTER 02	132	0	31
2003 FOSTER 03	94	0	19
2402 GODFREY 02	46	0	6

COUNTY BOARD MEMBER DISTRICT 6

Vote for not more than 1

01 = VALERIE DOUCLEFF

02 = OVER VOTES

VOTES PERCENT

VOTES PERCENT

953 100.00
0

03 = UNDER VOTES

209

01 02 03

2303 ALTON 03	88	0	16
2305 ALTON 05	104	0	15
2401 GODFREY 01	114	0	19
2403 GODFREY 03	132	0	30
2405 GODFREY 05	131	0	36
2406 GODFREY 06	103	0	34
2407 GODFREY 07	116	0	27
2413 GODFREY 13	165	0	32

NUMBERED KEY CANVASS

2022 General Primary Election
Madison County, Illinois
June 28, 2022
REPUBLICAN

Official Results

COUNTY BOARD MEMBER DISTRICT 7

Vote for not more than 1

01 = MICHAEL TURNER

02 = RAY WESLEY

VOTES PERCENT

VOTES PERCENT

762 68.04
358 31.96

03 = OVER VOTES
04 = UNDER VOTES

0
162

	01	02	03	04
2004 FOSTER 04	59	34	0	15
2404 GODFREY 04	117	86	0	36
2408 GODFREY 08	143	28	0	16
2409 GODFREY 09	145	45	0	22
2410 GODFREY 10	84	37	0	18
2411 GODFREY 11	31	25	0	5
2412 GODFREY 12	66	36	0	9
2414 GODFREY 14	117	67	0	41

NUMBERED KEY CANVASS

2022 General Primary Election
Madison County, Illinois
June 28, 2022
REPUBLICAN

Official Results

	VOTES	PERCENT		VOTES	PERCENT
COUNTY BOARD MEMBER DISTRICT 8					
Vote for not more than 1					
01 = MICHAEL J. VELLOFF	328	100.00			
02 = OVER VOTES	0		03 = UNDER VOTES	57	
	01	02	03		
2301 ALTON 01	58	0	11		
2304 ALTON 04	39	0	8		
2307 ALTON 07	40	0	6		
2311 ALTON 11	45	0	11		
2312 ALTON 12	79	0	13		
2313 ALTON 13	30	0	5		
2317 ALTON 17	37	0	3		

NUMBERED KEY CANVASS

2022 General Primary Election
Madison County, Illinois
June 28, 2022
REPUBLICAN

Official Results

COUNTY BOARD MEMBER DISTRICT 9

Vote for not more than 1

01 = BRUCE C. EGELHOFF

02 = OVER VOTES

VOTES PERCENT

VOTES PERCENT

426 100.00
0

03 = UNDER VOTES

76

	01	02	03
2302 ALTON 02	26	0	7
2306 ALTON 06	61	0	14
2308 ALTON 08	41	0	3
2309 ALTON 09	70	0	11
2314 ALTON 14	112	0	23
2315 ALTON 15	72	0	7
2316 ALTON 16	44	0	11

	VOTES			PERCENT	VOTES			PERCENT
COUNTY BOARD MEMBER DISTRICT 10								
Vote for not more than 1								
01 = NO CANDIDATE FILED	0							
02 = OVER VOTES	0				03 = UNDER VOTES	261		
	01	02	03					
1702 NAMEOKI 02	0	0	21					
2101 VENICE 01	0	0	7					
2102 VENICE 02	0	0	28					
2103 VENICE 03	0	0	12					
2104 VENICE 04	0	0	26					
2201 GRANITE CITY 01	0	0	57					
2211 GRANITE CITY 11	0	0	64					
2213 GRANITE CITY 13	0	0	46					

COUNTY BOARD MEMBER DISTRICT 11

Vote for not more than 1

01 = DALTON GRAY

02 = OVER VOTES

VOTES PERCENT

VOTES PERCENT

907 100.00
0

03 = UNDER VOTES

222

	01	02	03
0901 JARVIS 01	103	0	26
0902 JARVIS 02	98	0	11
0910 JARVIS 10	173	0	34
0911 JARVIS 11	116	0	18
1002 PIN OAK 02	128	0	45
1003 PIN OAK 03	183	0	51
1413 EDWARDSVILLE 13	106	0	37

NUMBERED KEY CANVASS

2022 General Primary Election
Madison County, Illinois
June 28, 2022
REPUBLICAN

Official Results

	VOTES	PERCENT		VOTES	PERCENT
COUNTY BOARD MEMBER DISTRICT 12					
Vote for not more than 1					
01 = NO CANDIDATE FILED	0				
02 = OVER VOTES	0		03 = UNDER VOTES	544	
	01	02	03		
1907 WOOD RIVER 07	0	0	109		
1908 WOOD RIVER 08	0	0	94		
1909 WOOD RIVER 09	0	0	60		
1911 WOOD RIVER 11	0	0	70		
1921 WOOD RIVER 21	0	0	97		
2310 ALTON 10	0	0	114		

NUMBERED KEY CANVASS

2022 General Primary Election
Madison County, Illinois
June 28, 2022
REPUBLICAN

Official Results

COUNTY BOARD MEMBER DISTRICT 13

Vote for not more than 1

01 = NO CANDIDATE FILED

02 = OVER VOTES

VOTES PERCENT

VOTES PERCENT

0

0

03 = UNDER VOTES

742

01 02 03

1902 WOOD RIVER 02	0	0	92
1904 WOOD RIVER 04	0	0	95
1906 WOOD RIVER 06	0	0	108
1910 WOOD RIVER 10	0	0	160
1913 WOOD RIVER 13	0	0	160
1919 WOOD RIVER 19	0	0	127

NUMBERED KEY CANVASS

2022 General Primary Election
 Madison County, Illinois
 June 28, 2022
 REPUBLICAN

Official Results

	VOTES PERCENT			VOTES PERCENT
COUNTY BOARD MEMBER DISTRICT 14				
Vote for not more than 1				
01 = MIKE BABCOCK	929	100.00		
02 = OVER VOTES	0		03 = UNDER VOTES	150

	01	02	03	

1501 FORT RUSSELL 01	168	0	35	
1503 FORT RUSSELL 03	125	0	17	
1504 FORT RUSSELL 04	155	0	23	
1506 FORT RUSSELL 06	144	0	23	
1914 WOOD RIVER 14	131	0	18	
1915 WOOD RIVER 15	37	0	5	
1916 WOOD RIVER 16	120	0	18	
1918 WOOD RIVER 18	49	0	11	

NUMBERED KEY CANVASS

2022 General Primary Election
 Madison County, Illinois
 June 28, 2022
 REPUBLICAN

Official Results

COUNTY BOARD MEMBER DISTRICT 15

Vote for not more than 1

01 = TERRY D. EAKER

02 = OVER VOTES

VOTES PERCENT

VOTES PERCENT

622 100.00
 0

03 = UNDER VOTES

142

	01	02	03
1502 FORT RUSSELL 02	100	0	14
1802 CHOATEAU 02	80	0	28
1901 WOOD RIVER 01	78	0	12
1903 WOOD RIVER 03	91	0	29
1905 WOOD RIVER 05	85	0	16
1912 WOOD RIVER 12	102	0	30
1920 WOOD RIVER 20	86	0	13

NUMBERED KEY CANVASS

2022 General Primary Election
 Madison County, Illinois
 June 28, 2022
 REPUBLICAN

Official Results

COUNTY BOARD MEMBER DISTRICT 16
 Vote for not more than 1
 01 = KRISTENE ROSSER SCHMITT
 02 = ROBERT T. MEYER

VOTES PERCENT

VOTES PERCENT

280 46.67 03 = OVER VOTES
 320 53.33 04 = UNDER VOTES

0
 101

	01	02	03	04
1305 COLLINSVILLE 05	47	50	0	10
1313 COLLINSVILLE 13	34	25	0	8
1322 COLLINSVILLE 22	48	31	0	10
1325 COLLINSVILLE 25	42	59	0	29
1704 NAMEOKI 04	9	17	0	6
1707 NAMEOKI 07	33	58	0	14
1708 NAMEOKI 08	33	38	0	11
1805 CHOUTEAU 05	34	42	0	13

NUMBERED KEY CANVASS

2022 General Primary Election
Madison County, Illinois
June 28, 2022
REPUBLICAN

Official Results

COUNTY BOARD MEMBER DISTRICT 17

Vote for not more than 1

01 = SHAUN A. ARNOLD

02 = OVER VOTES

VOTES PERCENT

VOTES PERCENT

291 100.00

0

03 = UNDER VOTES

81

01 02 03

1408 EDWARDSVILLE 08

97 0 29

1409 EDWARDSVILLE 09

35 0 15

1412 EDWARDSVILLE 12

24 0 8

1415 EDWARDSVILLE 15

62 0 16

1426 EDWARDSVILLE 26

73 0 13

NUMBERED KEY CANVASS

2022 General Primary Election
 Madison County, Illinois
 June 28, 2022
 REPUBLICAN

Official Results

COUNTY BOARD MEMBER DISTRICT 18

Vote for not more than 1

01 = ERIC CRONY

02 = OVER VOTES

VOTES PERCENT

VOTES PERCENT

558 100.00
 0

03 = UNDER VOTES

170

 01 02 03

1401 EDWARDSVILLE 01	128	0	34
1402 EDWARDSVILLE 02	71	0	17
1403 EDWARDSVILLE 03	75	0	28
1404 EDWARDSVILLE 04	71	0	19
1405 EDWARDSVILLE 05	45	0	17
1414 EDWARDSVILLE 14	73	0	19
1416 EDWARDSVILLE 16	95	0	36

NUMBERED KEY CANVASS

2022 General Primary Election
 Madison County, Illinois
 June 28, 2022
 REPUBLICAN

Official Results

COUNTY BOARD MEMBER DISTRICT 19

Vote for not more than 1

01 = DONALD SAWICKI

02 = OVER VOTES

VOTES PERCENT

VOTES PERCENT

606 100.00
 0

03 = UNDER VOTES

185

	01	02	03
2202 GRANITE CITY 02	100	0	33
2205 GRANITE CITY 05	106	0	37
2207 GRANITE CITY 07	55	0	17
2208 GRANITE CITY 08	61	0	10
2214 GRANITE CITY 14	71	0	10
2215 GRANITE CITY 15	82	0	21
2217 GRANITE CITY 17	131	0	57

NUMBERED KEY CANVASS

2022 General Primary Election
 Madison County, Illinois
 June 28, 2022
 REPUBLICAN

Official Results

	VOTES	PERCENT		VOTES	PERCENT
COUNTY BOARD MEMBER DISTRICT 20					
Vote for not more than 1					
01 = DENISE WIEHARDT	462	53.41	03 = OVER VOTES	1	
02 = ELAINE BECKLAND	403	46.59	04 = UNDER VOTES	81	
	<hr/>				
	01	02	03	04	
	<hr/>				
1701 NAMEOKI 01	59	69	0	10	
1705 NAMEOKI 05	42	31	0	5	
1706 NAMEOKI 06	78	62	1	12	
2203 GRANITE CITY 03	97	72	0	22	
2204 GRANITE CITY 04	79	78	0	14	
2210 GRANITE CITY 10	38	44	0	9	
2212 GRANITE CITY 12	69	47	0	9	

NUMBERED KEY CANVASS

2022 General Primary Election
Madison County, Illinois
June 28, 2022
REPUBLICAN

Official Results

COUNTY BOARD MEMBER DISTRICT 21

Vote for not more than 1

01 = JOHN "ERIC" FOSTER

02 = JOHN J. JANEK

VOTES PERCENT

VOTES PERCENT

474 46.98

535 53.02

03 = OVER VOTES

04 = UNDER VOTES

0

65

	01	02	03	04
1703 NAMEOKI 03	67	83	0	6
1801 CHOUTEAU 01	55	69	0	6
1803 CHOUTEAU 03	22	23	0	9
1804 CHOUTEAU 04	68	54	0	5
1806 CHOUTEAU 06	68	57	0	7
2206 GRANITE CITY 06	70	79	0	4
2209 GRANITE CITY 09	63	89	0	17
2216 GRANITE CITY 16	61	81	0	11

NUMBERED KEY CANVASS

2022 General Primary Election
 Madison County, Illinois
 June 28, 2022
 REPUBLICAN

Official Results

	VOTES		PERCENT			VOTES		PERCENT	
COUNTY BOARD MEMBER DISTRICT 22									
Vote for not more than 1									
01 = RYAN KNEEDLER			519	62.30	03 = OVER VOTES			0	
02 = MARK D. MAUER			314	37.70	04 = UNDER VOTES			96	
	01	02	03	04					
1301 COLLINSVILLE 01	56	36	0	10					
1302 COLLINSVILLE 02	63	40	0	13					
1308 COLLINSVILLE 08	90	35	0	11					
1312 COLLINSVILLE 12	93	61	0	13					
1315 COLLINSVILLE 15	71	41	0	27					
1316 COLLINSVILLE 16	51	40	0	6					
1318 COLLINSVILLE 18	95	61	0	16					

NUMBERED KEY CANVASS

2022 General Primary Election
Madison County, Illinois
June 28, 2022
REPUBLICAN

Official Results

COUNTY BOARD MEMBER DISTRICT 23

Vote for not more than 1

01 = W. PAUL NICOLUSSI

02 = OVER VOTES

VOTES PERCENT

VOTES PERCENT

685 100.00
0

03 = UNDER VOTES

129

	01	02	03
1303 COLLINSVILLE 03	114	0	16
1304 COLLINSVILLE 04	62	0	10
1306 COLLINSVILLE 06	60	0	4
1311 COLLINSVILLE 11	172	0	38
1314 COLLINSVILLE 14	106	0	20
1319 COLLINSVILLE 19	79	0	23
1324 COLLINSVILLE 24	92	0	18

1303 COLLINSVILLE 03
1304 COLLINSVILLE 04
1306 COLLINSVILLE 06
1311 COLLINSVILLE 11
1314 COLLINSVILLE 14
1319 COLLINSVILLE 19
1324 COLLINSVILLE 24

NUMBERED KEY CANVASS

2022 General Primary Election
 Madison County, Illinois
 June 28, 2022
 REPUBLICAN

Official Results

	VOTES		PERCENT			VOTES		PERCENT	
COUNTY BOARD MEMBER DISTRICT 24									
Vote for not more than 1									
01 = JAMES (JAMIE) GOGGIN	443	49.17	03 = OVER VOTES				0		
02 = CHARLES "SKIP" SCHMIDT	458	50.83	04 = UNDER VOTES				115		

	01	02	03	04					

1001 PIN OAK 01	74	85	0	27					
1406 EDWARDSVILLE 06	59	65	0	19					
1417 EDWARDSVILLE 17	73	85	0	17					
1419 EDWARDSVILLE 19	69	55	0	19					
1420 EDWARDSVILLE 20	65	65	0	17					
1421 EDWARDSVILLE 21	57	75	0	10					
1424 EDWARDSVILLE 24	46	28	0	6					

NUMBERED KEY CANVASS

2022 General Primary Election
 Madison County, Illinois
 June 28, 2022
 REPUBLICAN

Official Results

COUNTY BOARD MEMBER DISTRICT 25

Vote for not more than 1

01 = CHRIS GUY

02 = OVER VOTES

VOTES PERCENT

VOTES PERCENT

972 100.00
 0

03 = UNDER VOTES

190

 01 02 03

1307 COLLINSVILLE 07	135	0	22
1309 COLLINSVILLE 09	129	0	41
1310 COLLINSVILLE 10	136	0	29
1317 COLLINSVILLE 17	143	0	29
1320 COLLINSVILLE 20	155	0	15
1321 COLLINSVILLE 21	152	0	28
1323 COLLINSVILLE 23	122	0	26

NUMBERED KEY CANVASS

2022 General Primary Election
Madison County, Illinois
June 28, 2022
REPUBLICAN

Official Results

COUNTY BOARD MEMBER DISTRICT 26

VOTES PERCENT

VOTES PERCENT

Vote for not more than 1

01 = JASON PALMERO

02 = DOUGLAS A. MATTHEWS

375 55.56
300 44.44

03 = OVER VOTES
04 = UNDER VOTES

0
145

	01	02	03	04
1407 EDWARDSVILLE 07	64	34	0	28
1410 EDWARDSVILLE 10	84	55	0	27
1411 EDWARDSVILLE 11	43	52	0	16
1418 EDWARDSVILLE 18	60	76	0	37
1422 EDWARDSVILLE 22	52	29	0	10
1423 EDWARDSVILLE 23	30	26	0	14
1425 EDWARDSVILLE 25	42	28	0	13

	VOTES	PERCENT		VOTES	PERCENT
JUDGE OF THE APPELLATE COURT 5TH JUDICIAL DISTRICT					
Vote for not more than 1					
01 = MIKE McHANEY	10,883	55.74	03 = OVER VOTES	2	
02 = BARRY L. VAUGHAN	8,642	44.26	04 = UNDER VOTES	4,376	

	01	02	03	04
0101 HELVETIA 01	74	45	0	23
0102 HELVETIA 02	85	69	0	33
0103 HELVETIA 03	84	45	0	29
0104 HELVETIA 04	77	72	0	38
0105 HELVETIA 05	112	92	0	42
0106 HELVETIA 06	100	93	0	41
0201 SALINE 01	87	53	0	35
0202 SALINE 02	111	68	1	34
0203 SALINE 03	93	55	0	26
0204 SALINE 04	104	64	0	39
0205 SALINE 05	107	79	0	67
0301 LEEF 01	52	34	0	22
0401 NEW DOUGLAS 01	38	20	0	23
0501 ST. JACOB 01	99	75	0	46
0502 ST. JACOB 02	96	60	0	46
0601 MARINE 01	72	49	0	25
0602 MARINE 02	67	55	0	36
0701 ALHAMBRA 01	133	101	0	52
0801 OLIVE 01	67	52	0	41
0802 OLIVE 02	23	19	0	19
0901 JARVIS 01	61	44	0	24
0902 JARVIS 02	58	36	0	15
0903 JARVIS 03	65	55	0	26
0904 JARVIS 04	72	61	0	29
0905 JARVIS 05	51	40	0	29
0906 JARVIS 06	46	64	0	10
0907 JARVIS 07	50	43	0	13
0908 JARVIS 08	54	46	0	29
0909 JARVIS 09	73	74	0	26
0910 JARVIS 10	86	83	0	38
0911 JARVIS 11	57	47	0	30
0912 JARVIS 12	37	29	0	19
1001 PIN OAK 01	96	51	0	39
1002 PIN OAK 02	74	54	0	45
1003 PIN OAK 03	100	79	0	55
1101 HAMEL 01	89	65	0	29
1102 HAMEL 02	98	79	0	46
1201 OMPHGENT 01	123	75	0	49
1202 OMPHGENT 02	57	43	0	32
1301 COLLINSVILLE 01	46	46	0	10
1302 COLLINSVILLE 02	68	32	0	16
1303 COLLINSVILLE 03	60	52	0	18
1304 COLLINSVILLE 04	32	30	0	10
1305 COLLINSVILLE 05	51	40	0	16
1306 COLLINSVILLE 06	26	29	0	9
1307 COLLINSVILLE 07	75	68	0	14
1308 COLLINSVILLE 08	45	77	0	14
1309 COLLINSVILLE 09	68	68	0	34
1310 COLLINSVILLE 10	77	72	0	16
1311 COLLINSVILLE 11	93	82	0	35
1312 COLLINSVILLE 12	80	62	0	25
1313 COLLINSVILLE 13	39	18	0	10
1314 COLLINSVILLE 14	56	54	0	16
1315 COLLINSVILLE 15	54	51	0	34

	VOTES	PERCENT		VOTES	PERCENT
JUDGE OF THE APPELLATE COURT 5TH JUDICIAL DISTRICT					
Vote for not more than 1					
01 = MIKE McHANEY	10,883	55.74	03 = OVER VOTES		2
02 = BARRY L. VAUGHAN	8,642	44.26	04 = UNDER VOTES		4,376

(CONTINUED FROM PREVIOUS PAGE)

	01	02	03	04
1316 COLLINSVILLE 16	40	49	0	8
1317 COLLINSVILLE 17	77	65	0	30
1318 COLLINSVILLE 18	55	95	0	22
1319 COLLINSVILLE 19	42	46	0	14
1320 COLLINSVILLE 20	44	112	0	14
1321 COLLINSVILLE 21	83	64	0	33
1322 COLLINSVILLE 22	55	26	0	8
1323 COLLINSVILLE 23	60	60	0	28
1324 COLLINSVILLE 24	35	67	0	8
1325 COLLINSVILLE 25	51	47	0	32
1401 EDWARDSVILLE 01	66	60	0	36
1402 EDWARDSVILLE 02	48	26	0	14
1403 EDWARDSVILLE 03	42	38	0	23
1404 EDWARDSVILLE 04	30	36	0	24
1405 EDWARDSVILLE 05	30	17	0	15
1406 EDWARDSVILLE 06	64	49	0	30
1407 EDWARDSVILLE 07	52	45	0	29
1408 EDWARDSVILLE 08	58	44	0	24
1409 EDWARDSVILLE 09	14	25	0	11
1410 EDWARDSVILLE 10	66	56	0	44
1411 EDWARDSVILLE 11	48	37	0	26
1412 EDWARDSVILLE 12	13	15	0	4
1413 EDWARDSVILLE 13	53	47	0	43
1414 EDWARDSVILLE 14	33	51	0	8
1415 EDWARDSVILLE 15	32	36	0	10
1416 EDWARDSVILLE 16	55	42	0	34
1417 EDWARDSVILLE 17	84	59	0	32
1418 EDWARDSVILLE 18	66	62	0	45
1419 EDWARDSVILLE 19	51	54	0	38
1420 EDWARDSVILLE 20	52	56	0	39
1421 EDWARDSVILLE 21	54	53	0	35
1422 EDWARDSVILLE 22	40	35	0	16
1423 EDWARDSVILLE 23	24	27	0	19
1424 EDWARDSVILLE 24	28	24	0	28
1425 EDWARDSVILLE 25	37	34	0	12
1426 EDWARDSVILLE 26	41	28	0	17
1501 FORT RUSSELL 01	74	81	0	48
1502 FORT RUSSELL 02	56	44	0	14
1503 FORT RUSSELL 03	79	44	0	19
1504 FORT RUSSELL 04	77	71	0	30
1505 FORT RUSSELL 05	41	32	0	15
1506 FORT RUSSELL 06	80	55	0	32
1507 FORT RUSSELL 07	74	51	0	28
1601 MORO 01	67	52	0	31
1602 MORO 02	79	61	0	22
1603 MORO 03	81	64	0	34
1701 NAMEOKI 01	83	40	0	15
1702 NAMEOKI 02	8	10	0	3
1703 NAMEOKI 03	74	53	0	29
1704 NAMEOKI 04	13	13	0	6
1705 NAMEOKI 05	36	29	0	13
1706 NAMEOKI 06	83	48	0	22
1707 NAMEOKI 07	54	32	0	19
1708 NAMEOKI 08	41	30	0	11

				VOTES	PERCENT		
JUDGE OF THE APPELLATE COURT 5TH JUDICIAL DISTRICT						VOTES	PERCENT
Vote for not more than 1							
01 = MIKE McHANEY				10,883	55.74	03 = OVER VOTES	2
02 = BARRY L. VAUGHAN				8,642	44.26	04 = UNDER VOTES	4,376

(CONTINUED FROM PREVIOUS PAGE)

	01	02	03	04
1801 CHOUTEAU 01	65	53	0	12
1802 CHOUTEAU 02	59	34	0	15
1803 CHOUTEAU 03	24	20	0	10
1804 CHOUTEAU 04	62	47	0	18
1805 CHOUTEAU 05	44	30	0	15
1806 CHOUTEAU 06	68	53	0	11
1901 WOOD RIVER 01	50	26	0	14
1902 WOOD RIVER 02	46	33	0	13
1903 WOOD RIVER 03	53	43	0	24
1904 WOOD RIVER 04	55	29	0	11
1905 WOOD RIVER 05	55	28	0	18
1906 WOOD RIVER 06	67	30	0	11
1907 WOOD RIVER 07	52	34	0	23
1908 WOOD RIVER 08	38	38	0	18
1909 WOOD RIVER 09	37	19	0	4
1910 WOOD RIVER 10	75	50	0	35
1911 WOOD RIVER 11	32	20	0	18
1912 WOOD RIVER 12	57	46	0	29
1913 WOOD RIVER 13	92	41	0	27
1914 WOOD RIVER 14	68	58	0	23
1915 WOOD RIVER 15	22	17	0	3
1916 WOOD RIVER 16	69	48	0	21
1917 WOOD RIVER 17	24	21	0	5
1918 WOOD RIVER 18	32	21	0	7
1919 WOOD RIVER 19	61	45	0	21
1920 WOOD RIVER 20	49	29	0	21
1921 WOOD RIVER 21	49	25	0	23
2001 FOSTER 01	74	58	0	32
2002 FOSTER 02	85	50	0	28
2003 FOSTER 03	55	39	0	19
2004 FOSTER 04	47	39	0	22
2101 VENICE 01	5	2	0	0
2102 VENICE 02	13	8	0	7
2103 VENICE 03	7	1	0	4
2104 VENICE 04	15	8	0	3
2201 GRANITE CITY 01	37	15	0	5
2202 GRANITE CITY 02	51	56	0	26
2203 GRANITE CITY 03	89	52	0	50
2204 GRANITE CITY 04	91	54	0	26
2205 GRANITE CITY 05	54	59	0	30
2206 GRANITE CITY 06	71	52	0	30
2207 GRANITE CITY 07	36	26	0	10
2208 GRANITE CITY 08	49	14	0	8
2209 GRANITE CITY 09	83	45	0	41
2210 GRANITE CITY 10	41	37	0	13
2211 GRANITE CITY 11	36	21	0	7
2212 GRANITE CITY 12	76	39	0	10
2213 GRANITE CITY 13	24	18	0	4
2214 GRANITE CITY 14	46	31	0	4
2215 GRANITE CITY 15	49	38	0	16
2216 GRANITE CITY 16	82	56	0	15
2217 GRANITE CITY 17	80	63	0	45
2301 ALTON 01	27	32	0	10
2302 ALTON 02	17	9	0	7

	VOTES	PERCENT		VOTES	PERCENT
JUDGE OF THE APPELLATE COURT 5TH JUDICIAL DISTRICT					
Vote for not more than 1					
01 = MIKE MCHANEY	10,883	55.74	03 = OVER VOTES		2
02 = BARRY L. VAUGHAN	8,642	44.26	04 = UNDER VOTES	4,376	

(CONTINUED FROM PREVIOUS PAGE)

	01	02	03	04
2303 ALTON 03	40	40	0	24
2304 ALTON 04	18	21	0	8
2305 ALTON 05	56	39	0	24
2306 ALTON 06	32	28	0	15
2307 ALTON 07	24	16	0	6
2308 ALTON 08	19	22	0	3
2309 ALTON 09	36	30	0	15
2310 ALTON 10	61	34	0	19
2311 ALTON 11	22	19	0	15
2312 ALTON 12	29	50	0	13
2313 ALTON 13	12	17	0	6
2314 ALTON 14	66	50	0	19
2315 ALTON 15	47	28	0	4
2316 ALTON 16	31	14	0	10
2317 ALTON 17	21	11	0	8
2401 GODFREY 01	66	49	1	17
2402 GODFREY 02	19	30	0	3
2403 GODFREY 03	61	53	0	48
2404 GODFREY 04	108	80	0	51
2405 GODFREY 05	66	60	0	41
2406 GODFREY 06	37	65	0	35
2407 GODFREY 07	63	47	0	33
2408 GODFREY 08	77	80	0	30
2409 GODFREY 09	92	83	0	37
2410 GODFREY 10	63	47	0	29
2411 GODFREY 11	28	23	0	10
2412 GODFREY 12	58	34	0	19
2413 GODFREY 13	83	84	0	30
2414 GODFREY 14	82	82	0	61

JUDGE 3RD JUDICIAL CIRCUIT 1ST SUBCIRCUIT

Vote for not more than 1

01 = CHRISTOPHER P. THRELKELD

02 = OVER VOTES

VOTES PERCENT

4,588 100.00
0

03 = UNDER VOTES

VOTES PERCENT

1,392

	01	02	03
1401 EDWARDSVILLE 01	3	0	1
1402 EDWARDSVILLE 02	45	0	8
1403 EDWARDSVILLE 03	17	0	7
1501 FORT RUSSELL 01	162	0	39
1506 FORT RUSSELL 06	48	0	8
1701 NAMEOKI 01	12	0	4
1702 NAMEOKI 02	5	0	2
1703 NAMEOKI 03	113	0	43
1705 NAMEOKI 05	64	0	14
1801 CHOUTEAU 01	109	0	21
1803 CHOUTEAU 03	40	0	14
1804 CHOUTEAU 04	105	0	22
1806 CHOUTEAU 06	104	0	28
1901 WOOD RIVER 01	76	0	14
1902 WOOD RIVER 02	67	0	25
1903 WOOD RIVER 03	86	0	34
1904 WOOD RIVER 04	83	0	12
1905 WOOD RIVER 05	79	0	22
1906 WOOD RIVER 06	88	0	20
1907 WOOD RIVER 07	82	0	27
1908 WOOD RIVER 08	76	0	18
1909 WOOD RIVER 09	51	0	9
1910 WOOD RIVER 10	111	0	49
1911 WOOD RIVER 11	51	0	19
1912 WOOD RIVER 12	100	0	32
1913 WOOD RIVER 13	121	0	39
1917 WOOD RIVER 17	7	0	3
1919 WOOD RIVER 19	72	0	27
1921 WOOD RIVER 21	68	0	29
2002 FOSTER 02	0	0	1
2101 VENICE 01	5	0	2
2102 VENICE 02	21	0	7
2103 VENICE 03	7	0	5
2104 VENICE 04	21	0	5
2201 GRANITE CITY 01	51	0	6
2202 GRANITE CITY 02	99	0	34
2203 GRANITE CITY 03	136	0	55
2204 GRANITE CITY 04	79	0	18
2205 GRANITE CITY 05	107	0	36
2206 GRANITE CITY 06	108	0	45
2207 GRANITE CITY 07	56	0	16
2208 GRANITE CITY 08	56	0	15
2209 GRANITE CITY 09	120	0	49
2210 GRANITE CITY 10	11	0	3
2211 GRANITE CITY 11	56	0	8
2213 GRANITE CITY 13	30	0	3
2214 GRANITE CITY 14	70	0	11
2215 GRANITE CITY 15	83	0	20
2216 GRANITE CITY 16	128	0	25
2217 GRANITE CITY 17	131	0	57
2301 ALTON 01	54	0	15
2302 ALTON 02	25	0	7
2303 ALTON 03	81	0	23
2304 ALTON 04	35	0	12

1401 EDWARDSVILLE 01	3	0	1
1402 EDWARDSVILLE 02	45	0	8
1403 EDWARDSVILLE 03	17	0	7
1501 FORT RUSSELL 01	162	0	39
1506 FORT RUSSELL 06	48	0	8
1701 NAMEOKI 01	12	0	4
1702 NAMEOKI 02	5	0	2
1703 NAMEOKI 03	113	0	43
1705 NAMEOKI 05	64	0	14
1801 CHOUTEAU 01	109	0	21
1803 CHOUTEAU 03	40	0	14
1804 CHOUTEAU 04	105	0	22
1806 CHOUTEAU 06	104	0	28
1901 WOOD RIVER 01	76	0	14
1902 WOOD RIVER 02	67	0	25
1903 WOOD RIVER 03	86	0	34
1904 WOOD RIVER 04	83	0	12
1905 WOOD RIVER 05	79	0	22
1906 WOOD RIVER 06	88	0	20
1907 WOOD RIVER 07	82	0	27
1908 WOOD RIVER 08	76	0	18
1909 WOOD RIVER 09	51	0	9
1910 WOOD RIVER 10	111	0	49
1911 WOOD RIVER 11	51	0	19
1912 WOOD RIVER 12	100	0	32
1913 WOOD RIVER 13	121	0	39
1917 WOOD RIVER 17	7	0	3
1919 WOOD RIVER 19	72	0	27
1921 WOOD RIVER 21	68	0	29
2002 FOSTER 02	0	0	1
2101 VENICE 01	5	0	2
2102 VENICE 02	21	0	7
2103 VENICE 03	7	0	5
2104 VENICE 04	21	0	5
2201 GRANITE CITY 01	51	0	6
2202 GRANITE CITY 02	99	0	34
2203 GRANITE CITY 03	136	0	55
2204 GRANITE CITY 04	79	0	18
2205 GRANITE CITY 05	107	0	36
2206 GRANITE CITY 06	108	0	45
2207 GRANITE CITY 07	56	0	16
2208 GRANITE CITY 08	56	0	15
2209 GRANITE CITY 09	120	0	49
2210 GRANITE CITY 10	11	0	3
2211 GRANITE CITY 11	56	0	8
2213 GRANITE CITY 13	30	0	3
2214 GRANITE CITY 14	70	0	11
2215 GRANITE CITY 15	83	0	20
2216 GRANITE CITY 16	128	0	25
2217 GRANITE CITY 17	131	0	57
2301 ALTON 01	54	0	15
2302 ALTON 02	25	0	7
2303 ALTON 03	81	0	23
2304 ALTON 04	35	0	12

NUMBERED KEY CANVASS

2022 General Primary Election
 Madison County, Illinois
 June 28, 2022
 REPUBLICAN

Official Results

	VOTES	PERCENT		VOTES	PERCENT
JUDGE 3RD JUDICIAL CIRCUIT 1ST SUBCIRCUIT					
Vote for not more than 1					
01 = CHRISTOPHER P. THRELKELD	4,588	100.00			
02 = OVER VOTES	0		03 = UNDER VOTES	1,392	

(CONTINUED FROM PREVIOUS PAGE)	01	02	03		

2305 ALTON 05	91	0	28		
2306 ALTON 06	59	0	16		
2307 ALTON 07	37	0	9		
2308 ALTON 08	37	0	7		
2309 ALTON 09	66	0	15		
2310 ALTON 10	87	0	27		
2311 ALTON 11	33	0	23		
2312 ALTON 12	66	0	26		
2313 ALTON 13	26	0	9		
2314 ALTON 14	103	0	32		
2315 ALTON 15	66	0	13		
2316 ALTON 16	40	0	15		
2317 ALTON 17	35	0	5		
2402 GODFREY 02	41	0	11		
2403 GODFREY 03	97	0	40		
2406 GODFREY 06	89	0	48		

NUMBERED KEY CANVASS

2022 General Primary Election
 Madison County, Illinois
 June 28, 2022
 REPUBLICAN

Official Results

JUDGE 3RD JUDICIAL CIRCUIT 1ST SUBCIRCUIT

Vote for not more than 1

01 = TIM BERKLEY

02 = OVER VOTES

VOTES PERCENT

VOTES PERCENT

4,564 100.00

0

03 = UNDER VOTES

1,416

 01 02 03

	01	02	03
1401 EDWARDSVILLE 01	3	0	1
1402 EDWARDSVILLE 02	44	0	9
1403 EDWARDSVILLE 03	16	0	8
1501 FORT RUSSELL 01	156	0	45
1506 FORT RUSSELL 06	47	0	9
1701 NAMEOKI 01	13	0	3
1702 NAMEOKI 02	6	0	1
1703 NAMEOKI 03	110	0	46
1705 NAMEOKI 05	63	0	15
1801 CHOUTEAU 01	109	0	21
1803 CHOUTEAU 03	42	0	12
1804 CHOUTEAU 04	103	0	24
1806 CHOUTEAU 06	107	0	25
1901 WOOD RIVER 01	72	0	18
1902 WOOD RIVER 02	72	0	20
1903 WOOD RIVER 03	86	0	34
1904 WOOD RIVER 04	80	0	15
1905 WOOD RIVER 05	76	0	25
1906 WOOD RIVER 06	87	0	21
1907 WOOD RIVER 07	81	0	28
1908 WOOD RIVER 08	78	0	16
1909 WOOD RIVER 09	47	0	13
1910 WOOD RIVER 10	112	0	48
1911 WOOD RIVER 11	52	0	18
1912 WOOD RIVER 12	100	0	32
1913 WOOD RIVER 13	123	0	37
1917 WOOD RIVER 17	8	0	2
1919 WOOD RIVER 19	67	0	32
1921 WOOD RIVER 21	71	0	26
2002 FOSTER 02	0	0	1
2101 VENICE 01	6	0	1
2102 VENICE 02	22	0	6
2103 VENICE 03	9	0	3
2104 VENICE 04	22	0	4
2201 GRANITE CITY 01	50	0	7
2202 GRANITE CITY 02	99	0	34
2203 GRANITE CITY 03	133	0	58
2204 GRANITE CITY 04	77	0	20
2205 GRANITE CITY 05	103	0	40
2206 GRANITE CITY 06	110	0	43
2207 GRANITE CITY 07	55	0	17
2208 GRANITE CITY 08	55	0	16
2209 GRANITE CITY 09	120	0	49
2210 GRANITE CITY 10	11	0	3
2211 GRANITE CITY 11	56	0	8
2213 GRANITE CITY 13	29	0	4
2214 GRANITE CITY 14	72	0	9
2215 GRANITE CITY 15	81	0	22
2216 GRANITE CITY 16	124	0	29
2217 GRANITE CITY 17	129	0	59
2301 ALTON 01	51	0	18
2302 ALTON 02	25	0	7
2303 ALTON 03	80	0	24
2304 ALTON 04	33	0	14

	VOTES	PERCENT		VOTES	PERCENT
JUDGE 3RD JUDICIAL CIRCUIT 1ST SUBCIRCUIT					
Vote for not more than 1					
01 = TIM BERKLEY	4,564	100.00			
02 = OVER VOTES	0		03 = UNDER VOTES	1,416	

(CONTINUED FROM PREVIOUS PAGE)

	01	02	03
2305 ALTON 05	92	0	27
2306 ALTON 06	60	0	15
2307 ALTON 07	38	0	8
2308 ALTON 08	38	0	6
2309 ALTON 09	66	0	15
2310 ALTON 10	88	0	26
2311 ALTON 11	32	0	24
2312 ALTON 12	68	0	24
2313 ALTON 13	27	0	8
2314 ALTON 14	104	0	31
2315 ALTON 15	67	0	12
2316 ALTON 16	43	0	12
2317 ALTON 17	35	0	5
2402 GODFREY 02	42	0	10
2403 GODFREY 03	95	0	42
2406 GODFREY 06	86	0	51

JUDGE 3RD JUDICIAL CIRCUIT 1ST SUBCIRCUIT

VOTES PERCENT

VOTES PERCENT

Vote for not more than 1

01 = AMY E. SHOLAR

02 = OVER VOTES

4,863 100.00
 0

03 = UNDER VOTES

1,117

 01 02 03

	01	02	03
1401 EDWARDSVILLE 01	3	0	1
1402 EDWARDSVILLE 02	47	0	6
1403 EDWARDSVILLE 03	16	0	8
1501 FORT RUSSELL 01	155	0	46
1506 FORT RUSSELL 06	50	0	6
1701 NAMEOKI 01	12	0	4
1702 NAMEOKI 02	5	0	2
1703 NAMEOKI 03	124	0	32
1705 NAMEOKI 05	67	0	11
1801 CHOUTEAU 01	110	0	20
1803 CHOUTEAU 03	38	0	16
1804 CHOUTEAU 04	106	0	21
1806 CHOUTEAU 06	111	0	21
1901 WOOD RIVER 01	75	0	15
1902 WOOD RIVER 02	71	0	21
1903 WOOD RIVER 03	93	0	27
1904 WOOD RIVER 04	87	0	8
1905 WOOD RIVER 05	83	0	18
1906 WOOD RIVER 06	89	0	19
1907 WOOD RIVER 07	84	0	25
1908 WOOD RIVER 08	76	0	18
1909 WOOD RIVER 09	53	0	7
1910 WOOD RIVER 10	126	0	34
1911 WOOD RIVER 11	54	0	16
1912 WOOD RIVER 12	107	0	25
1913 WOOD RIVER 13	130	0	30
1917 WOOD RIVER 17	7	0	3
1919 WOOD RIVER 19	83	0	16
1921 WOOD RIVER 21	75	0	21
2002 FOSTER 02	1	0	0
2101 VENICE 01	5	0	2
2102 VENICE 02	21	0	7
2103 VENICE 03	8	0	4
2104 VENICE 04	21	0	5
2201 GRANITE CITY 01	50	0	7
2202 GRANITE CITY 02	102	0	31
2203 GRANITE CITY 03	134	0	57
2204 GRANITE CITY 04	80	0	17
2205 GRANITE CITY 05	109	0	34
2206 GRANITE CITY 06	117	0	36
2207 GRANITE CITY 07	58	0	14
2208 GRANITE CITY 08	59	0	12
2209 GRANITE CITY 09	127	0	42
2210 GRANITE CITY 10	12	0	2
2211 GRANITE CITY 11	55	0	9
2213 GRANITE CITY 13	27	0	6
2214 GRANITE CITY 14	73	0	8
2215 GRANITE CITY 15	82	0	21
2216 GRANITE CITY 16	126	0	27
2217 GRANITE CITY 17	133	0	55
2301 ALTON 01	52	0	17
2302 ALTON 02	27	0	5
2303 ALTON 03	92	0	12
2304 ALTON 04	38	0	9

NUMBERED KEY CANVASS

2022 General Primary Election
 Madison County, Illinois
 June 28, 2022
 REPUBLICAN

Official Results

	VOTES	PERCENT		VOTES	PERCENT
JUDGE 3RD JUDICIAL CIRCUIT 1ST SUBCIRCUIT					
Vote for not more than 1					
01 = AMY E. SHOLAR	4,863	100.00			
02 = OVER VOTES	0		03 = UNDER VOTES	1,117	

(CONTINUED FROM PREVIOUS PAGE)

	01	02	03
2305 ALTON 05	107	0	12
2306 ALTON 06	66	0	9
2307 ALTON 07	43	0	3
2308 ALTON 08	40	0	4
2309 ALTON 09	70	0	11
2310 ALTON 10	96	0	18
2311 ALTON 11	46	0	10
2312 ALTON 12	77	0	15
2313 ALTON 13	29	0	6
2314 ALTON 14	116	0	19
2315 ALTON 15	72	0	7
2316 ALTON 16	43	0	12
2317 ALTON 17	39	0	1
2402 GODFREY 02	45	0	7
2403 GODFREY 03	116	0	21
2406 GODFREY 06	111	0	26

UNITED STATES SENATOR

Vote for not more than 1

01 = TAMMY DUCKWORTH

02 = OVER VOTES

VOTES PERCENT

VOTES PERCENT

12,224 100.00
 0

03 = UNDER VOTES

460

	01	02	03
0101 HELVETIA 01	27	0	1
0102 HELVETIA 02	54	0	1
0103 HELVETIA 03	50	0	2
0104 HELVETIA 04	35	0	3
0105 HELVETIA 05	45	0	4
0106 HELVETIA 06	49	0	3
0201 SALINE 01	40	0	1
0202 SALINE 02	44	0	0
0203 SALINE 03	40	0	1
0204 SALINE 04	30	0	1
0205 SALINE 05	52	0	2
0301 LEEF 01	13	0	0
0401 NEW DOUGLAS 01	17	0	0
0501 ST. JACOB 01	60	0	3
0502 ST. JACOB 02	36	0	2
0601 MARINE 01	40	0	2
0602 MARINE 02	32	0	0
0701 ALHAMBRA 01	80	0	6
0801 OLIVE 01	54	0	3
0802 OLIVE 02	25	0	0
0901 JARVIS 01	49	0	1
0902 JARVIS 02	33	0	1
0903 JARVIS 03	34	0	1
0904 JARVIS 04	42	0	2
0905 JARVIS 05	39	0	0
0906 JARVIS 06	25	0	2
0907 JARVIS 07	28	0	0
0908 JARVIS 08	29	0	0
0909 JARVIS 09	52	0	5
0910 JARVIS 10	33	0	1
0911 JARVIS 11	34	0	0
0912 JARVIS 12	34	0	2
1001 PIN OAK 01	52	0	2
1002 PIN OAK 02	76	0	2
1003 PIN OAK 03	59	0	1
1101 HAMEL 01	34	0	1
1102 HAMEL 02	70	0	2
1201 OMPHGENT 01	47	0	0
1202 OMPHGENT 02	38	0	0
1301 COLLINSVILLE 01	53	0	1
1302 COLLINSVILLE 02	75	0	1
1303 COLLINSVILLE 03	47	0	3
1304 COLLINSVILLE 04	75	0	0
1305 COLLINSVILLE 05	50	0	2
1306 COLLINSVILLE 06	62	0	2
1307 COLLINSVILLE 07	75	0	2
1308 COLLINSVILLE 08	60	0	2
1309 COLLINSVILLE 09	68	0	2
1310 COLLINSVILLE 10	98	0	4
1311 COLLINSVILLE 11	92	0	0
1312 COLLINSVILLE 12	61	0	2
1313 COLLINSVILLE 13	64	0	4
1314 COLLINSVILLE 14	54	0	0
1315 COLLINSVILLE 15	54	0	3

	VOTES	PERCENT		VOTES	PERCENT
UNITED STATES SENATOR					
Vote for not more than 1					
01 = TAMMY DUCKWORTH	12,224	100.00			
02 = OVER VOTES	0		03 = UNDER VOTES	460	

(CONTINUED FROM PREVIOUS PAGE)

	01	02	03
1316 COLLINSVILLE 16	35	0	0
1317 COLLINSVILLE 17	97	0	2
1318 COLLINSVILLE 18	73	0	2
1319 COLLINSVILLE 19	33	0	2
1320 COLLINSVILLE 20	74	0	4
1321 COLLINSVILLE 21	71	0	1
1322 COLLINSVILLE 22	81	0	1
1323 COLLINSVILLE 23	82	0	1
1324 COLLINSVILLE 24	74	0	2
1325 COLLINSVILLE 25	60	0	3
1401 EDWARDSVILLE 01	151	0	4
1402 EDWARDSVILLE 02	132	0	4
1403 EDWARDSVILLE 03	122	0	0
1404 EDWARDSVILLE 04	107	0	3
1405 EDWARDSVILLE 05	112	0	2
1406 EDWARDSVILLE 06	92	0	4
1407 EDWARDSVILLE 07	97	0	1
1408 EDWARDSVILLE 08	134	0	2
1409 EDWARDSVILLE 09	92	0	2
1410 EDWARDSVILLE 10	100	0	3
1411 EDWARDSVILLE 11	94	0	4
1412 EDWARDSVILLE 12	18	0	1
1413 EDWARDSVILLE 13	78	0	0
1414 EDWARDSVILLE 14	144	0	1
1415 EDWARDSVILLE 15	110	0	4
1416 EDWARDSVILLE 16	125	0	3
1417 EDWARDSVILLE 17	97	0	6
1418 EDWARDSVILLE 18	77	0	2
1419 EDWARDSVILLE 19	62	0	1
1420 EDWARDSVILLE 20	85	0	3
1421 EDWARDSVILLE 21	78	0	0
1422 EDWARDSVILLE 22	63	0	1
1423 EDWARDSVILLE 23	108	0	0
1424 EDWARDSVILLE 24	50	0	0
1425 EDWARDSVILLE 25	72	0	2
1426 EDWARDSVILLE 26	50	0	1
1501 FORT RUSSELL 01	83	0	4
1502 FORT RUSSELL 02	34	0	2
1503 FORT RUSSELL 03	53	0	0
1504 FORT RUSSELL 04	64	0	2
1505 FORT RUSSELL 05	13	0	1
1506 FORT RUSSELL 06	45	0	0
1507 FORT RUSSELL 07	51	0	4
1601 MORO 01	45	0	0
1602 MORO 02	41	0	3
1603 MORO 03	70	0	1
1701 NAMEOKI 01	44	0	1
1702 NAMEOKI 02	67	0	5
1703 NAMEOKI 03	62	0	3
1704 NAMEOKI 04	16	0	0
1705 NAMEOKI 05	35	0	3
1706 NAMEOKI 06	38	0	4
1707 NAMEOKI 07	63	0	3
1708 NAMEOKI 08	27	0	2

UNITED STATES SENATOR

Vote for not more than 1

01 = TAMMY DUCKWORTH

02 = OVER VOTES

VOTES PERCENT

VOTES PERCENT

12,224 100.00
 0

03 = UNDER VOTES

460

(CONTINUED FROM PREVIOUS PAGE)

	01	02	03
1801 CHOUTEAU 01	42	0	2
1802 CHOUTEAU 02	38	0	0
1803 CHOUTEAU 03	23	0	4
1804 CHOUTEAU 04	29	0	1
1805 CHOUTEAU 05	34	0	3
1806 CHOUTEAU 06	43	0	4
1901 WOOD RIVER 01	40	0	2
1902 WOOD RIVER 02	49	0	1
1903 WOOD RIVER 03	55	0	1
1904 WOOD RIVER 04	66	0	1
1905 WOOD RIVER 05	42	0	1
1906 WOOD RIVER 06	62	0	0
1907 WOOD RIVER 07	58	0	4
1908 WOOD RIVER 08	63	0	1
1909 WOOD RIVER 09	32	0	3
1910 WOOD RIVER 10	101	0	6
1911 WOOD RIVER 11	42	0	2
1912 WOOD RIVER 12	47	0	2
1913 WOOD RIVER 13	68	0	1
1914 WOOD RIVER 14	69	0	1
1915 WOOD RIVER 15	21	0	0
1916 WOOD RIVER 16	43	0	1
1917 WOOD RIVER 17	24	0	0
1918 WOOD RIVER 18	36	0	1
1919 WOOD RIVER 19	67	0	3
1920 WOOD RIVER 20	40	0	2
1921 WOOD RIVER 21	59	0	7
2001 FOSTER 01	66	0	1
2002 FOSTER 02	51	0	4
2003 FOSTER 03	36	0	3
2004 FOSTER 04	32	0	0
2101 VENICE 01	335	0	26
2102 VENICE 02	30	0	4
2103 VENICE 03	257	0	17
2104 VENICE 04	175	0	18
2201 GRANITE CITY 01	46	0	5
2202 GRANITE CITY 02	100	0	6
2203 GRANITE CITY 03	97	0	11
2204 GRANITE CITY 04	104	0	3
2205 GRANITE CITY 05	80	0	3
2206 GRANITE CITY 06	83	0	3
2207 GRANITE CITY 07	58	0	7
2208 GRANITE CITY 08	32	0	2
2209 GRANITE CITY 09	80	0	5
2210 GRANITE CITY 10	67	0	6
2211 GRANITE CITY 11	58	0	2
2212 GRANITE CITY 12	65	0	1
2213 GRANITE CITY 13	51	0	5
2214 GRANITE CITY 14	76	0	1
2215 GRANITE CITY 15	64	0	2
2216 GRANITE CITY 16	62	0	0
2217 GRANITE CITY 17	98	0	8
2301 ALTON 01	95	0	2
2302 ALTON 02	27	0	1

UNITED STATES SENATOR

VOTES PERCENT

VOTES PERCENT

Vote for not more than 1
 01 = TAMMY DUCKWORTH
 02 = OVER VOTES

12,224 100.00
 0

03 = UNDER VOTES

460

(CONTINUED FROM PREVIOUS PAGE)

	01	02	03
2303 ALTON 03	101	0	1
2304 ALTON 04	54	0	7
2305 ALTON 05	75	0	1
2306 ALTON 06	68	0	1
2307 ALTON 07	86	0	5
2308 ALTON 08	52	0	2
2309 ALTON 09	91	0	1
2310 ALTON 10	63	0	1
2311 ALTON 11	111	0	3
2312 ALTON 12	114	0	3
2313 ALTON 13	106	0	6
2314 ALTON 14	62	0	1
2315 ALTON 15	91	0	2
2316 ALTON 16	63	0	0
2317 ALTON 17	104	0	4
2401 GODFREY 01	57	0	6
2402 GODFREY 02	25	0	1
2403 GODFREY 03	62	0	2
2404 GODFREY 04	63	0	0
2405 GODFREY 05	60	0	2
2406 GODFREY 06	65	0	4
2407 GODFREY 07	57	0	5
2408 GODFREY 08	64	0	1
2409 GODFREY 09	64	0	0
2410 GODFREY 10	59	0	1
2411 GODFREY 11	13	0	0
2412 GODFREY 12	49	0	2
2413 GODFREY 13	56	0	0
2414 GODFREY 14	71	0	2

	VOTES	PERCENT		VOTES	PERCENT
GOVERNOR & LT. GOVERNOR STATE-WIDE					
Vote for not more than 1					
01 = (JB PRITZKER	10,652	86.38			
02 = (BEVERLY MILES	1,650	13.38	04 = OVER VOTES	83	
03 = WRITE-IN	30	.24	05 = UNDER VOTES	257	

	01	02	03	04	05
0101 HELVETIA 01	21	5	1	0	1
0102 HELVETIA 02	43	10	0	1	1
0103 HELVETIA 03	38	14	0	0	0
0104 HELVETIA 04	27	8	0	1	2
0105 HELVETIA 05	42	4	0	1	2
0106 HELVETIA 06	39	9	0	1	3
0201 SALINE 01	36	4	0	0	1
0202 SALINE 02	33	10	0	0	1
0203 SALINE 03	30	10	0	1	0
0204 SALINE 04	20	11	0	0	0
0205 SALINE 05	37	15	0	0	2
0301 LEEF 01	9	3	0	0	1
0401 NEW DOUGLAS 01	14	2	0	0	1
0501 ST. JACOB 01	51	12	0	0	0
0502 ST. JACOB 02	23	12	0	0	3
0601 MARINE 01	34	8	0	0	0
0602 MARINE 02	16	6	0	0	0
0701 ALHAMBRA 01	48	34	0	1	3
0801 OLIVE 01	44	10	0	0	3
0802 OLIVE 02	23	2	0	0	0
0901 JARVIS 01	41	8	0	0	1
0902 JARVIS 02	29	5	0	0	0
0903 JARVIS 03	32	1	0	1	1
0904 JARVIS 04	36	8	0	0	0
0905 JARVIS 05	36	2	0	1	0
0906 JARVIS 06	18	9	0	0	0
0907 JARVIS 07	25	3	0	0	0
0908 JARVIS 08	26	3	0	0	0
0909 JARVIS 09	47	10	0	0	0
0910 JARVIS 10	26	7	0	1	0
0911 JARVIS 11	29	2	1	1	1
0912 JARVIS 12	31	4	0	0	1
1001 PIN OAK 01	43	10	0	1	0
1002 PIN OAK 02	67	8	0	2	1
1003 PIN OAK 03	52	8	0	0	0
1101 HAMEL 01	32	2	0	0	1
1102 HAMEL 02	66	4	0	0	2
1201 OMPHGHENT 01	34	10	0	1	2
1202 OMPHGHENT 02	34	4	0	0	0
1301 COLLINSVILLE 01	39	12	2	0	1
1302 COLLINSVILLE 02	66	8	0	1	1
1303 COLLINSVILLE 03	48	2	0	0	0
1304 COLLINSVILLE 04	66	9	0	0	0
1305 COLLINSVILLE 05	44	6	0	1	1
1306 COLLINSVILLE 06	58	6	0	0	0
1307 COLLINSVILLE 07	66	11	0	0	0
1308 COLLINSVILLE 08	46	15	1	0	0
1309 COLLINSVILLE 09	62	7	0	1	0
1310 COLLINSVILLE 10	85	12	0	1	4
1311 COLLINSVILLE 11	75	16	0	0	1
1312 COLLINSVILLE 12	52	10	0	0	0
1313 COLLINSVILLE 13	57	5	1	3	2
1314 COLLINSVILLE 14	46	8	0	0	0

	VOTES	PERCENT		VOTES	PERCENT
GOVERNOR & LT. GOVERNOR STATE-WIDE					
Vote for not more than 1					
01 = (JB PRITZKER	10,652	86.38			
02 = (BEVERLY MILES	1,650	13.38	04 = OVER VOTES	83	
03 = WRITE-IN	30	.24	05 = UNDER VOTES	257	

(CONTINUED FROM PREVIOUS PAGE)

	01	02	03	04	05
1315 COLLINSVILLE 15	47	9	0	0	1
1316 COLLINSVILLE 16	30	5	0	0	0
1317 COLLINSVILLE 17	90	8	1	0	0
1318 COLLINSVILLE 18	64	7	1	2	1
1319 COLLINSVILLE 19	26	8	0	0	1
1320 COLLINSVILLE 20	64	11	0	1	2
1321 COLLINSVILLE 21	59	12	0	0	1
1322 COLLINSVILLE 22	70	12	0	0	0
1323 COLLINSVILLE 23	77	5	0	1	0
1324 COLLINSVILLE 24	64	12	0	0	0
1325 COLLINSVILLE 25	58	5	0	0	0
1401 EDWARDSVILLE 01	137	17	0	0	1
1402 EDWARDSVILLE 02	121	13	0	0	2
1403 EDWARDSVILLE 03	116	5	0	1	0
1404 EDWARDSVILLE 04	97	12	0	1	0
1405 EDWARDSVILLE 05	104	7	0	1	2
1406 EDWARDSVILLE 06	82	12	1	1	0
1407 EDWARDSVILLE 07	82	14	0	1	1
1408 EDWARDSVILLE 08	117	15	0	1	3
1409 EDWARDSVILLE 09	89	5	0	0	0
1410 EDWARDSVILLE 10	93	9	0	1	0
1411 EDWARDSVILLE 11	87	9	0	0	2
1412 EDWARDSVILLE 12	18	1	0	0	0
1413 EDWARDSVILLE 13	76	2	0	0	0
1414 EDWARDSVILLE 14	126	17	0	2	0
1415 EDWARDSVILLE 15	100	9	0	2	3
1416 EDWARDSVILLE 16	115	11	0	0	2
1417 EDWARDSVILLE 17	87	14	0	0	2
1418 EDWARDSVILLE 18	74	5	0	0	0
1419 EDWARDSVILLE 19	61	2	0	0	0
1420 EDWARDSVILLE 20	81	4	0	1	2
1421 EDWARDSVILLE 21	64	12	0	2	0
1422 EDWARDSVILLE 22	58	5	0	0	1
1423 EDWARDSVILLE 23	90	17	0	0	1
1424 EDWARDSVILLE 24	45	4	0	0	1
1425 EDWARDSVILLE 25	65	8	0	0	1
1426 EDWARDSVILLE 26	43	8	0	0	0
1501 FORT RUSSELL 01	71	13	0	1	2
1502 FORT RUSSELL 02	26	10	0	0	0
1503 FORT RUSSELL 03	48	4	0	0	1
1504 FORT RUSSELL 04	56	10	0	0	0
1505 FORT RUSSELL 05	12	2	0	0	0
1506 FORT RUSSELL 06	42	2	0	0	1
1507 FORT RUSSELL 07	43	8	0	0	4
1601 MORO 01	37	8	0	0	0
1602 MORO 02	33	10	0	0	1
1603 MORO 03	59	7	0	3	2
1701 NAMEOKI 01	31	12	0	0	1
1702 NAMEOKI 02	61	7	0	1	3
1703 NAMEOKI 03	56	6	1	0	2
1704 NAMEOKI 04	9	5	1	1	0
1705 NAMEOKI 05	34	3	0	0	1
1706 NAMEOKI 06	30	9	1	0	2

VOTES PERCENT

VOTES PERCENT

GOVERNOR & LT. GOVERNOR STATE-WIDE

Vote for not more than 1

01 = (JB PRITZKER 10,652 86.38
 02 = (BEVERLY MILES 1,650 13.38
 03 = WRITE-IN 30 .24

04 = OVER VOTES 83
 05 = UNDER VOTES 257

(CONTINUED FROM PREVIOUS PAGE)

01 02 03 04 05

1707 NAMEOKI 07	62	4	0	0	0
1708 NAMEOKI 08	25	2	1	0	1
1801 CHOUTEAU 01	34	10	0	0	0
1802 CHOUTEAU 02	34	4	0	0	0
1803 CHOUTEAU 03	20	5	0	0	2
1804 CHOUTEAU 04	26	4	0	0	0
1805 CHOUTEAU 05	30	7	0	0	0
1806 CHOUTEAU 06	36	10	0	0	1
1901 WOOD RIVER 01	31	9	0	1	1
1902 WOOD RIVER 02	43	7	0	0	0
1903 WOOD RIVER 03	48	7	0	0	1
1904 WOOD RIVER 04	52	14	1	0	0
1905 WOOD RIVER 05	38	4	0	0	1
1906 WOOD RIVER 06	53	8	1	0	0
1907 WOOD RIVER 07	50	9	0	0	3
1908 WOOD RIVER 08	50	12	0	0	2
1909 WOOD RIVER 09	25	7	0	0	3
1910 WOOD RIVER 10	90	13	0	3	1
1911 WOOD RIVER 11	32	9	1	1	1
1912 WOOD RIVER 12	37	8	0	0	4
1913 WOOD RIVER 13	61	7	0	0	1
1914 WOOD RIVER 14	66	3	0	0	1
1915 WOOD RIVER 15	17	4	0	0	0
1916 WOOD RIVER 16	39	3	0	0	2
1917 WOOD RIVER 17	22	1	0	0	1
1918 WOOD RIVER 18	28	8	0	1	0
1919 WOOD RIVER 19	57	8	0	1	4
1920 WOOD RIVER 20	28	10	0	0	4
1921 WOOD RIVER 21	52	11	0	0	3
2001 FOSTER 01	49	17	0	1	0
2002 FOSTER 02	48	7	0	0	0
2003 FOSTER 03	35	2	0	0	2
2004 FOSTER 04	28	3	0	0	1
2101 VENICE 01	323	18	1	3	16
2102 VENICE 02	29	3	0	0	2
2103 VENICE 03	250	17	2	0	5
2104 VENICE 04	159	16	3	1	14
2201 GRANITE CITY 01	41	5	1	0	4
2202 GRANITE CITY 02	85	14	0	0	7
2203 GRANITE CITY 03	85	15	1	1	6
2204 GRANITE CITY 04	82	20	0	0	5
2205 GRANITE CITY 05	72	9	0	0	2
2206 GRANITE CITY 06	67	15	0	1	3
2207 GRANITE CITY 07	45	15	0	2	3
2208 GRANITE CITY 08	26	8	0	0	0
2209 GRANITE CITY 09	66	17	0	1	1
2210 GRANITE CITY 10	61	7	0	0	5
2211 GRANITE CITY 11	53	6	0	1	0
2212 GRANITE CITY 12	59	7	0	0	0
2213 GRANITE CITY 13	47	6	0	0	3
2214 GRANITE CITY 14	61	15	0	0	1
2215 GRANITE CITY 15	53	9	0	1	3
2216 GRANITE CITY 16	48	12	0	0	2

	VOTES	PERCENT		VOTES	PERCENT
GOVERNOR & LT. GOVERNOR STATE-WIDE					
Vote for not more than 1					
01 = (JB PRITZKER	10,652	86.38			
02 = (BEVERLY MILES	1,650	13.38	04 = OVER VOTES	83	
03 = WRITE-IN	30	.24	05 = UNDER VOTES	257	

(CONTINUED FROM PREVIOUS PAGE)

	01	02	03	04	05
2217 GRANITE CITY 17	79	17	0	3	7
2301 ALTON 01	83	8	0	0	6
2302 ALTON 02	20	7	0	1	0
2303 ALTON 03	91	8	0	1	2
2304 ALTON 04	46	11	1	0	3
2305 ALTON 05	66	10	0	0	0
2306 ALTON 06	55	10	0	2	2
2307 ALTON 07	70	19	0	0	2
2308 ALTON 08	44	8	1	1	0
2309 ALTON 09	76	14	0	0	2
2310 ALTON 10	53	9	0	1	1
2311 ALTON 11	98	15	0	1	0
2312 ALTON 12	108	7	0	2	0
2313 ALTON 13	95	15	1	0	1
2314 ALTON 14	55	8	0	0	0
2315 ALTON 15	69	18	1	1	4
2316 ALTON 16	50	10	2	0	1
2317 ALTON 17	94	12	0	1	1
2401 GODFREY 01	53	5	0	1	4
2402 GODFREY 02	20	5	0	0	1
2403 GODFREY 03	54	10	0	0	0
2404 GODFREY 04	58	4	0	1	0
2405 GODFREY 05	53	7	0	1	1
2406 GODFREY 06	58	8	0	0	3
2407 GODFREY 07	50	12	0	0	0
2408 GODFREY 08	61	4	0	0	0
2409 GODFREY 09	58	5	0	1	0
2410 GODFREY 10	49	10	0	1	0
2411 GODFREY 11	11	2	0	0	0
2412 GODFREY 12	39	12	0	0	0
2413 GODFREY 13	46	10	0	0	0
2414 GODFREY 14	65	8	0	0	0

NUMBERED KEY CANVASS

2022 General Primary Election
 Madison County, Illinois
 June 28, 2022
 DEMOCRATIC

Official Results

ATTORNEY GENERAL STATE-WIDE

Vote for not more than 1

01 = KWAME RAOUL

02 = OVER VOTES

VOTES PERCENT

11,101 100.00
 0

03 = UNDER VOTES

VOTES PERCENT

1,571

	01	02	03
0101 HELVETIA 01	21	0	7
0102 HELVETIA 02	42	0	13
0103 HELVETIA 03	40	0	12
0104 HELVETIA 04	32	0	6
0105 HELVETIA 05	43	0	6
0106 HELVETIA 06	47	0	5
0201 SALINE 01	34	0	7
0202 SALINE 02	39	0	5
0203 SALINE 03	36	0	5
0204 SALINE 04	23	0	8
0205 SALINE 05	47	0	7
0301 LEEF 01	11	0	2
0401 NEW DOUGLAS 01	15	0	2
0501 ST. JACOB 01	57	0	6
0502 ST. JACOB 02	33	0	5
0601 MARINE 01	37	0	5
0602 MARINE 02	19	0	3
0701 ALHAMBRA 01	68	0	18
0801 OLIVE 01	47	0	10
0802 OLIVE 02	24	0	1
0901 JARVIS 01	46	0	4
0902 JARVIS 02	31	0	3
0903 JARVIS 03	31	0	4
0904 JARVIS 04	35	0	9
0905 JARVIS 05	35	0	4
0906 JARVIS 06	23	0	4
0907 JARVIS 07	26	0	2
0908 JARVIS 08	22	0	7
0909 JARVIS 09	51	0	6
0910 JARVIS 10	31	0	3
0911 JARVIS 11	31	0	3
0912 JARVIS 12	31	0	5
1001 PIN OAK 01	50	0	4
1002 PIN OAK 02	70	0	8
1003 PIN OAK 03	57	0	3
1101 HAMEL 01	29	0	6
1102 HAMEL 02	64	0	8
1201 OMPHGENT 01	42	0	5
1202 OMPHGENT 02	35	0	3
1301 COLLINSVILLE 01	46	0	8
1302 COLLINSVILLE 02	67	0	9
1303 COLLINSVILLE 03	45	0	5
1304 COLLINSVILLE 04	72	0	3
1305 COLLINSVILLE 05	47	0	5
1306 COLLINSVILLE 06	60	0	4
1307 COLLINSVILLE 07	71	0	6
1308 COLLINSVILLE 08	59	0	3
1309 COLLINSVILLE 09	62	0	8
1310 COLLINSVILLE 10	88	0	14
1311 COLLINSVILLE 11	79	0	13
1312 COLLINSVILLE 12	54	0	8
1313 COLLINSVILLE 13	61	0	7
1314 COLLINSVILLE 14	52	0	2
1315 COLLINSVILLE 15	49	0	8

	VOTES	PERCENT		VOTES	PERCENT
ATTORNEY GENERAL STATE-WIDE					
Vote for not more than 1					
01 = KWAME RAOUL	11,101	100.00			
02 = OVER VOTES	0		03 = UNDER VOTES	1,571	

(CONTINUED FROM PREVIOUS PAGE)

	01	02	03
1316 COLLINSVILLE 16	33	0	2
1317 COLLINSVILLE 17	90	0	9
1318 COLLINSVILLE 18	64	0	11
1319 COLLINSVILLE 19	29	0	6
1320 COLLINSVILLE 20	72	0	6
1321 COLLINSVILLE 21	65	0	7
1322 COLLINSVILLE 22	75	0	7
1323 COLLINSVILLE 23	76	0	7
1324 COLLINSVILLE 24	69	0	7
1325 COLLINSVILLE 25	52	0	11
1401 EDWARDSVILLE 01	142	0	13
1402 EDWARDSVILLE 02	120	0	16
1403 EDWARDSVILLE 03	111	0	11
1404 EDWARDSVILLE 04	100	0	10
1405 EDWARDSVILLE 05	96	0	18
1406 EDWARDSVILLE 06	85	0	11
1407 EDWARDSVILLE 07	88	0	10
1408 EDWARDSVILLE 08	120	0	16
1409 EDWARDSVILLE 09	87	0	7
1410 EDWARDSVILLE 10	92	0	11
1411 EDWARDSVILLE 11	86	0	12
1412 EDWARDSVILLE 12	18	0	1
1413 EDWARDSVILLE 13	74	0	4
1414 EDWARDSVILLE 14	137	0	8
1415 EDWARDSVILLE 15	95	0	19
1416 EDWARDSVILLE 16	117	0	11
1417 EDWARDSVILLE 17	84	0	19
1418 EDWARDSVILLE 18	71	0	8
1419 EDWARDSVILLE 19	61	0	2
1420 EDWARDSVILLE 20	79	0	9
1421 EDWARDSVILLE 21	69	0	9
1422 EDWARDSVILLE 22	62	0	2
1423 EDWARDSVILLE 23	103	0	5
1424 EDWARDSVILLE 24	45	0	5
1425 EDWARDSVILLE 25	69	0	5
1426 EDWARDSVILLE 26	46	0	5
1501 FORT RUSSELL 01	75	0	12
1502 FORT RUSSELL 02	32	0	4
1503 FORT RUSSELL 03	47	0	6
1504 FORT RUSSELL 04	58	0	8
1505 FORT RUSSELL 05	12	0	2
1506 FORT RUSSELL 06	43	0	2
1507 FORT RUSSELL 07	44	0	11
1601 MORO 01	41	0	4
1602 MORO 02	39	0	5
1603 MORO 03	65	0	6
1701 NAMEOKI 01	39	0	5
1702 NAMEOKI 02	62	0	10
1703 NAMEOKI 03	56	0	9
1704 NAMEOKI 04	14	0	2
1705 NAMEOKI 05	32	0	6
1706 NAMEOKI 06	31	0	11
1707 NAMEOKI 07	61	0	5
1708 NAMEOKI 08	21	0	8

VOTES PERCENT

VOTES PERCENT

ATTORNEY GENERAL STATE-WIDE

Vote for not more than 1

01 = KWAME RAOUL

11,101 100.00

02 = OVER VOTES

0

03 = UNDER VOTES

1,571

(CONTINUED FROM PREVIOUS PAGE)

	01	02	03
1801 CHOUTEAU 01	41	0	3
1802 CHOUTEAU 02	31	0	7
1803 CHOUTEAU 03	20	0	7
1804 CHOUTEAU 04	29	0	1
1805 CHOUTEAU 05	35	0	2
1806 CHOUTEAU 06	39	0	8
1901 WOOD RIVER 01	34	0	8
1902 WOOD RIVER 02	48	0	2
1903 WOOD RIVER 03	51	0	5
1904 WOOD RIVER 04	59	0	8
1905 WOOD RIVER 05	40	0	3
1906 WOOD RIVER 06	59	0	3
1907 WOOD RIVER 07	50	0	12
1908 WOOD RIVER 08	61	0	3
1909 WOOD RIVER 09	30	0	5
1910 WOOD RIVER 10	90	0	17
1911 WOOD RIVER 11	35	0	9
1912 WOOD RIVER 12	39	0	10
1913 WOOD RIVER 13	60	0	9
1914 WOOD RIVER 14	64	0	6
1915 WOOD RIVER 15	20	0	1
1916 WOOD RIVER 16	39	0	5
1917 WOOD RIVER 17	21	0	3
1918 WOOD RIVER 18	33	0	4
1919 WOOD RIVER 19	60	0	10
1920 WOOD RIVER 20	37	0	5
1921 WOOD RIVER 21	47	0	19
2001 FOSTER 01	60	0	7
2002 FOSTER 02	51	0	4
2003 FOSTER 03	36	0	3
2004 FOSTER 04	30	0	2
2101 VENICE 01	303	0	58
2102 VENICE 02	30	0	4
2103 VENICE 03	233	0	41
2104 VENICE 04	159	0	34
2201 GRANITE CITY 01	41	0	10
2202 GRANITE CITY 02	82	0	24
2203 GRANITE CITY 03	79	0	29
2204 GRANITE CITY 04	89	0	18
2205 GRANITE CITY 05	68	0	15
2206 GRANITE CITY 06	71	0	15
2207 GRANITE CITY 07	52	0	13
2208 GRANITE CITY 08	28	0	6
2209 GRANITE CITY 09	71	0	14
2210 GRANITE CITY 10	64	0	9
2211 GRANITE CITY 11	52	0	8
2212 GRANITE CITY 12	63	0	3
2213 GRANITE CITY 13	44	0	12
2214 GRANITE CITY 14	68	0	9
2215 GRANITE CITY 15	55	0	11
2216 GRANITE CITY 16	57	0	5
2217 GRANITE CITY 17	81	0	25
2301 ALTON 01	80	0	17
2302 ALTON 02	25	0	3

	VOTES	PERCENT		VOTES	PERCENT
ATTORNEY GENERAL STATE-WIDE					
Vote for not more than 1					
01 = KWAME RAOUL	11,101	100.00			
02 = OVER VOTES	0		03 = UNDER VOTES	1,571	

(CONTINUED FROM PREVIOUS PAGE)

	01	02	03
2303 ALTON 03	94	0	8
2304 ALTON 04	54	0	7
2305 ALTON 05	69	0	7
2306 ALTON 06	61	0	8
2307 ALTON 07	82	0	9
2308 ALTON 08	48	0	6
2309 ALTON 09	82	0	10
2310 ALTON 10	55	0	9
2311 ALTON 11	107	0	7
2312 ALTON 12	97	0	20
2313 ALTON 13	97	0	15
2314 ALTON 14	59	0	4
2315 ALTON 15	84	0	9
2316 ALTON 16	52	0	11
2317 ALTON 17	95	0	13
2401 GODFREY 01	53	0	10
2402 GODFREY 02	20	0	6
2403 GODFREY 03	56	0	8
2404 GODFREY 04	54	0	9
2405 GODFREY 05	57	0	5
2406 GODFREY 06	56	0	13
2407 GODFREY 07	51	0	11
2408 GODFREY 08	58	0	7
2409 GODFREY 09	61	0	3
2410 GODFREY 10	58	0	2
2411 GODFREY 11	11	0	2
2412 GODFREY 12	47	0	4
2413 GODFREY 13	51	0	5
2414 GODFREY 14	67	0	6

SECRETARY OF STATE STATE-WIDE

Vote for not more than 1

- 01 = ALEXI GIANNOULIAS
- 02 = DAVID H. MOORE
- 03 = ANNA M. VALENCIA

VOTES PERCENT

VOTES PERCENT

4,734 39.70 04 = SIDNEY MOORE
 1,090 9.14 05 = OVER VOTES
 5,447 45.68 06 = UNDER VOTES

654 5.48
 12
 735

 01 02 03 04 05 06

0101 HELVETIA 01	15	0	10	0	0	3
0102 HELVETIA 02	26	4	20	1	0	4
0103 HELVETIA 03	19	8	17	2	0	6
0104 HELVETIA 04	16	1	14	1	0	6
0105 HELVETIA 05	18	4	16	5	0	6
0106 HELVETIA 06	26	7	13	3	0	3
0201 SALINE 01	17	3	11	3	0	7
0202 SALINE 02	16	4	19	2	0	3
0203 SALINE 03	18	5	12	1	0	5
0204 SALINE 04	13	9	7	1	0	1
0205 SALINE 05	14	2	24	5	0	9
0301 LEEF 01	3	3	5	0	0	2
0401 NEW DOUGLAS 01	9	4	2	1	0	1
0501 ST. JACOB 01	33	2	20	6	0	2
0502 ST. JACOB 02	19	0	14	2	0	3
0601 MARINE 01	16	1	15	6	0	4
0602 MARINE 02	9	2	9	2	0	0
0701 ALHAMBRA 01	28	14	26	6	0	12
0801 OLIVE 01	21	7	17	7	0	5
0802 OLIVE 02	9	2	12	2	0	0
0901 JARVIS 01	21	9	16	3	0	1
0902 JARVIS 02	12	7	11	4	0	0
0903 JARVIS 03	18	2	13	1	0	1
0904 JARVIS 04	20	3	16	2	0	3
0905 JARVIS 05	22	1	12	2	0	2
0906 JARVIS 06	14	5	6	1	0	1
0907 JARVIS 07	13	1	9	2	0	3
0908 JARVIS 08	10	4	12	2	0	1
0909 JARVIS 09	25	2	23	6	0	1
0910 JARVIS 10	11	4	14	4	0	1
0911 JARVIS 11	8	5	16	3	0	2
0912 JARVIS 12	12	1	17	3	0	3
1001 PIN OAK 01	18	4	27	2	0	3
1002 PIN OAK 02	26	6	35	5	0	6
1003 PIN OAK 03	27	3	24	5	0	1
1101 HAMEL 01	17	1	15	0	0	2
1102 HAMEL 02	32	9	26	2	0	3
1201 OMPHGENT 01	22	5	15	2	0	3
1202 OMPHGENT 02	10	5	19	4	0	0
1301 COLLINSVILLE 01	17	5	22	7	0	3
1302 COLLINSVILLE 02	30	4	36	4	0	2
1303 COLLINSVILLE 03	22	5	20	1	0	2
1304 COLLINSVILLE 04	27	6	33	8	0	1
1305 COLLINSVILLE 05	27	3	18	2	0	2
1306 COLLINSVILLE 06	25	8	23	6	0	2
1307 COLLINSVILLE 07	34	9	26	5	0	3
1308 COLLINSVILLE 08	24	9	25	2	0	2
1309 COLLINSVILLE 09	27	9	28	5	0	1
1310 COLLINSVILLE 10	34	4	53	6	0	5
1311 COLLINSVILLE 11	37	8	35	7	0	5
1312 COLLINSVILLE 12	30	0	27	4	0	1
1313 COLLINSVILLE 13	31	6	25	2	0	4
1314 COLLINSVILLE 14	31	4	17	2	0	0

	VOTES	PERCENT		VOTES	PERCENT
SECRETARY OF STATE STATE-WIDE					
Vote for not more than 1					
01 = ALEXI GIANNOULIAS	4,734	39.70	04 = SIDNEY MOORE	654	5.48
02 = DAVID H. MOORE	1,090	9.14	05 = OVER VOTES	12	
03 = ANNA M. VALENCIA	5,447	45.68	06 = UNDER VOTES	735	

(CONTINUED FROM PREVIOUS PAGE)

	01	02	03	04	05	06
1315 COLLINSVILLE 15	16	3	31	2	0	5
1316 COLLINSVILLE 16	14	5	13	2	0	1
1317 COLLINSVILLE 17	29	9	54	1	0	6
1318 COLLINSVILLE 18	28	10	31	0	0	6
1319 COLLINSVILLE 19	13	4	15	0	0	3
1320 COLLINSVILLE 20	22	4	41	6	0	5
1321 COLLINSVILLE 21	28	10	26	1	0	7
1322 COLLINSVILLE 22	26	6	46	2	0	2
1323 COLLINSVILLE 23	27	4	50	0	0	2
1324 COLLINSVILLE 24	22	8	37	5	0	4
1325 COLLINSVILLE 25	23	5	32	1	0	2
1401 EDWARDSVILLE 01	65	8	68	7	0	7
1402 EDWARDSVILLE 02	30	11	76	9	0	10
1403 EDWARDSVILLE 03	49	10	48	7	1	7
1404 EDWARDSVILLE 04	45	7	48	5	0	5
1405 EDWARDSVILLE 05	43	5	54	3	1	8
1406 EDWARDSVILLE 06	40	8	43	5	0	0
1407 EDWARDSVILLE 07	25	6	55	5	0	7
1408 EDWARDSVILLE 08	54	11	59	4	0	8
1409 EDWARDSVILLE 09	39	3	41	1	0	10
1410 EDWARDSVILLE 10	36	6	45	6	0	10
1411 EDWARDSVILLE 11	39	8	43	4	0	4
1412 EDWARDSVILLE 12	6	2	8	2	0	1
1413 EDWARDSVILLE 13	35	3	32	3	0	5
1414 EDWARDSVILLE 14	54	3	82	4	0	2
1415 EDWARDSVILLE 15	46	6	37	9	1	15
1416 EDWARDSVILLE 16	52	6	53	7	1	9
1417 EDWARDSVILLE 17	42	5	47	3	0	6
1418 EDWARDSVILLE 18	27	12	33	6	0	1
1419 EDWARDSVILLE 19	23	3	31	2	0	4
1420 EDWARDSVILLE 20	33	4	45	1	0	5
1421 EDWARDSVILLE 21	31	4	41	2	0	0
1422 EDWARDSVILLE 22	25	7	30	0	0	2
1423 EDWARDSVILLE 23	39	6	52	6	2	3
1424 EDWARDSVILLE 24	23	1	14	4	0	8
1425 EDWARDSVILLE 25	30	9	28	3	0	4
1426 EDWARDSVILLE 26	21	4	21	2	0	3
1501 FORT RUSSELL 01	32	8	36	4	0	7
1502 FORT RUSSELL 02	12	3	17	2	0	2
1503 FORT RUSSELL 03	18	1	28	4	0	2
1504 FORT RUSSELL 04	30	8	26	0	0	2
1505 FORT RUSSELL 05	4	0	9	0	0	1
1506 FORT RUSSELL 06	21	7	15	0	0	2
1507 FORT RUSSELL 07	21	5	22	1	0	6
1601 MORO 01	18	6	18	0	0	3
1602 MORO 02	11	6	24	1	0	2
1603 MORO 03	21	13	28	3	1	5
1701 NAMEOKI 01	10	5	27	0	0	2
1702 NAMEOKI 02	35	3	27	4	0	3
1703 NAMEOKI 03	19	4	39	2	0	1
1704 NAMEOKI 04	5	3	5	2	0	1
1705 NAMEOKI 05	8	0	27	2	0	1
1706 NAMEOKI 06	8	2	29	1	0	2

SECRETARY OF STATE STATE-WIDE

Vote for not more than 1

- 01 = ALEXI GIANNOULIAS
- 02 = DAVID H. MOORE
- 03 = ANNA M. VALENCIA

VOTES PERCENT

VOTES PERCENT

4,734 39.70 04 = SIDNEY MOORE
 1,090 9.14 05 = OVER VOTES
 5,447 45.68 06 = UNDER VOTES

654 5.48
 12
 735

(CONTINUED FROM PREVIOUS PAGE)

	01	02	03	04	05	06
1707 NAMEOKI 07	30	6	28	1	0	1
1708 NAMEOKI 08	15	0	11	2	0	1
1801 CHOUTEAU 01	12	5	25	2	0	0
1802 CHOUTEAU 02	13	5	16	1	0	3
1803 CHOUTEAU 03	12	0	6	3	0	6
1804 CHOUTEAU 04	20	2	7	1	0	0
1805 CHOUTEAU 05	16	4	13	4	0	0
1806 CHOUTEAU 06	16	3	20	3	0	5
1901 WOOD RIVER 01	15	4	17	5	0	1
1902 WOOD RIVER 02	29	2	16	3	0	0
1903 WOOD RIVER 03	20	5	26	3	0	2
1904 WOOD RIVER 04	33	6	19	6	0	3
1905 WOOD RIVER 05	17	4	15	4	0	3
1906 WOOD RIVER 06	20	13	23	2	0	4
1907 WOOD RIVER 07	27	6	21	1	0	7
1908 WOOD RIVER 08	22	7	26	6	0	3
1909 WOOD RIVER 09	14	6	12	0	0	3
1910 WOOD RIVER 10	44	11	42	4	0	6
1911 WOOD RIVER 11	14	4	19	4	0	3
1912 WOOD RIVER 12	15	2	21	2	0	9
1913 WOOD RIVER 13	25	3	32	3	0	6
1914 WOOD RIVER 14	19	5	40	1	1	4
1915 WOOD RIVER 15	9	5	6	0	0	1
1916 WOOD RIVER 16	12	4	24	1	0	3
1917 WOOD RIVER 17	8	5	6	4	0	1
1918 WOOD RIVER 18	7	2	26	0	0	2
1919 WOOD RIVER 19	27	6	28	1	0	8
1920 WOOD RIVER 20	11	3	25	3	0	0
1921 WOOD RIVER 21	20	5	26	6	0	9
2001 FOSTER 01	29	7	25	3	0	3
2002 FOSTER 02	22	6	21	2	0	4
2003 FOSTER 03	12	5	19	2	0	1
2004 FOSTER 04	16	2	13	0	0	1
2101 VENICE 01	131	34	134	19	1	42
2102 VENICE 02	13	2	17	1	0	1
2103 VENICE 03	159	20	63	14	0	18
2104 VENICE 04	92	13	66	7	0	15
2201 GRANITE CITY 01	20	5	23	0	0	3
2202 GRANITE CITY 02	14	4	86	2	0	0
2203 GRANITE CITY 03	22	5	74	4	0	3
2204 GRANITE CITY 04	29	6	68	1	0	3
2205 GRANITE CITY 05	12	4	66	1	0	0
2206 GRANITE CITY 06	18	4	60	2	0	2
2207 GRANITE CITY 07	13	3	38	4	1	6
2208 GRANITE CITY 08	9	1	19	2	0	3
2209 GRANITE CITY 09	11	5	65	1	1	2
2210 GRANITE CITY 10	22	2	46	1	0	2
2211 GRANITE CITY 11	18	4	31	2	0	5
2212 GRANITE CITY 12	11	5	45	2	0	3
2213 GRANITE CITY 13	14	1	39	1	0	1
2214 GRANITE CITY 14	21	6	49	1	0	0
2215 GRANITE CITY 15	20	5	36	3	0	2
2216 GRANITE CITY 16	15	6	33	6	0	2

NUMBERED KEY CANVASS

2022 General Primary Election
 Madison County, Illinois
 June 28, 2022
 DEMOCRATIC

Official Results

	VOTES	PERCENT		VOTES	PERCENT
SECRETARY OF STATE STATE-WIDE					
Vote for not more than 1					
01 = ALEXI GIANNOULIAS	4,734	39.70	04 = SIDNEY MOORE	654	5.48
02 = DAVID H. MOORE	1,090	9.14	05 = OVER VOTES	12	
03 = ANNA M. VALENCIA	5,447	45.68	06 = UNDER VOTES	735	

(CONTINUED FROM PREVIOUS PAGE)

	01	02	03	04	05	06
2217 GRANITE CITY 17	24	3	70	5	0	4
2301 ALTON 01	43	7	36	3	0	8
2302 ALTON 02	11	2	7	8	0	0
2303 ALTON 03	36	9	43	7	0	7
2304 ALTON 04	23	9	17	7	0	5
2305 ALTON 05	22	10	37	4	0	3
2306 ALTON 06	30	7	22	6	0	4
2307 ALTON 07	27	13	32	12	0	7
2308 ALTON 08	17	7	25	5	0	0
2309 ALTON 09	36	15	34	4	0	3
2310 ALTON 10	25	8	21	4	0	6
2311 ALTON 11	47	7	47	9	0	4
2312 ALTON 12	41	7	41	12	0	16
2313 ALTON 13	46	16	30	12	0	8
2314 ALTON 14	26	15	15	3	0	4
2315 ALTON 15	38	7	30	8	1	9
2316 ALTON 16	19	10	28	4	0	2
2317 ALTON 17	50	19	26	5	0	8
2401 GODFREY 01	26	5	24	4	0	4
2402 GODFREY 02	10	5	9	1	0	1
2403 GODFREY 03	29	9	20	3	0	3
2404 GODFREY 04	28	4	24	2	0	5
2405 GODFREY 05	24	7	25	3	0	3
2406 GODFREY 06	24	12	21	6	0	6
2407 GODFREY 07	27	8	17	5	0	5
2408 GODFREY 08	30	8	20	6	0	1
2409 GODFREY 09	29	4	26	4	0	1
2410 GODFREY 10	27	10	15	5	0	3
2411 GODFREY 11	8	1	3	1	0	0
2412 GODFREY 12	19	6	15	8	0	3
2413 GODFREY 13	24	5	22	2	0	3
2414 GODFREY 14	31	8	29	3	0	2

NUMBERED KEY CANVASS

2022 General Primary Election
 Madison County, Illinois
 June 28, 2022
 DEMOCRATIC

Official Results

COMPTROLLER STATE-WIDE

Vote for not more than 1

01 = SUSANA A. MENDOZA

02 = OVER VOTES

VOTES PERCENT

VOTES PERCENT

11,657 100.00
 0

03 = UNDER VOTES

1,015

 01 02 03

0101 HELVETIA 01	22	0	6
0102 HELVETIA 02	50	0	5
0103 HELVETIA 03	46	0	6
0104 HELVETIA 04	34	0	4
0105 HELVETIA 05	45	0	4
0106 HELVETIA 06	46	0	6
0201 SALINE 01	34	0	7
0202 SALINE 02	42	0	2
0203 SALINE 03	39	0	2
0204 SALINE 04	27	0	4
0205 SALINE 05	45	0	9
0301 LEEF 01	11	0	2
0401 NEW DOUGLAS 01	16	0	1
0501 ST. JACOB 01	60	0	3
0502 ST. JACOB 02	33	0	5
0601 MARINE 01	38	0	4
0602 MARINE 02	21	0	1
0701 ALHAMBRA 01	80	0	6
0801 OLIVE 01	47	0	10
0802 OLIVE 02	25	0	0
0901 JARVIS 01	49	0	1
0902 JARVIS 02	32	0	2
0903 JARVIS 03	31	0	4
0904 JARVIS 04	41	0	3
0905 JARVIS 05	38	0	1
0906 JARVIS 06	24	0	3
0907 JARVIS 07	27	0	1
0908 JARVIS 08	27	0	2
0909 JARVIS 09	52	0	5
0910 JARVIS 10	32	0	2
0911 JARVIS 11	33	0	1
0912 JARVIS 12	33	0	3
1001 PIN OAK 01	52	0	2
1002 PIN OAK 02	73	0	5
1003 PIN OAK 03	58	0	2
1101 HAMEL 01	31	0	4
1102 HAMEL 02	67	0	5
1201 OMPHGHEENT 01	43	0	4
1202 OMPHGHEENT 02	37	0	1
1301 COLLINSVILLE 01	52	0	2
1302 COLLINSVILLE 02	71	0	5
1303 COLLINSVILLE 03	45	0	5
1304 COLLINSVILLE 04	75	0	0
1305 COLLINSVILLE 05	49	0	3
1306 COLLINSVILLE 06	61	0	3
1307 COLLINSVILLE 07	75	0	2
1308 COLLINSVILLE 08	58	0	4
1309 COLLINSVILLE 09	65	0	5
1310 COLLINSVILLE 10	94	0	8
1311 COLLINSVILLE 11	88	0	4
1312 COLLINSVILLE 12	57	0	5
1313 COLLINSVILLE 13	64	0	4
1314 COLLINSVILLE 14	53	0	1
1315 COLLINSVILLE 15	49	0	8

		VOTES	PERCENT			VOTES	PERCENT
COMPTROLLER STATE-WIDE							
Vote for not more than 1							
01 = SUSANA A. MENDOZA		11,657	100.00				
02 = OVER VOTES		0		03 = UNDER VOTES		1,015	

(CONTINUED FROM PREVIOUS PAGE)

	01	02	03
1316 COLLINSVILLE 16	33	0	2
1317 COLLINSVILLE 17	89	0	10
1318 COLLINSVILLE 18	66	0	9
1319 COLLINSVILLE 19	31	0	4
1320 COLLINSVILLE 20	71	0	7
1321 COLLINSVILLE 21	70	0	2
1322 COLLINSVILLE 22	77	0	5
1323 COLLINSVILLE 23	80	0	3
1324 COLLINSVILLE 24	73	0	3
1325 COLLINSVILLE 25	57	0	6
1401 EDWARDSVILLE 01	144	0	11
1402 EDWARDSVILLE 02	126	0	10
1403 EDWARDSVILLE 03	115	0	7
1404 EDWARDSVILLE 04	106	0	4
1405 EDWARDSVILLE 05	103	0	11
1406 EDWARDSVILLE 06	92	0	4
1407 EDWARDSVILLE 07	94	0	4
1408 EDWARDSVILLE 08	128	0	8
1409 EDWARDSVILLE 09	88	0	6
1410 EDWARDSVILLE 10	98	0	5
1411 EDWARDSVILLE 11	92	0	6
1412 EDWARDSVILLE 12	19	0	0
1413 EDWARDSVILLE 13	75	0	3
1414 EDWARDSVILLE 14	137	0	8
1415 EDWARDSVILLE 15	105	0	9
1416 EDWARDSVILLE 16	121	0	7
1417 EDWARDSVILLE 17	92	0	11
1418 EDWARDSVILLE 18	74	0	5
1419 EDWARDSVILLE 19	60	0	3
1420 EDWARDSVILLE 20	79	0	9
1421 EDWARDSVILLE 21	71	0	7
1422 EDWARDSVILLE 22	62	0	2
1423 EDWARDSVILLE 23	104	0	4
1424 EDWARDSVILLE 24	45	0	5
1425 EDWARDSVILLE 25	69	0	5
1426 EDWARDSVILLE 26	48	0	3
1501 FORT RUSSELL 01	81	0	6
1502 FORT RUSSELL 02	33	0	3
1503 FORT RUSSELL 03	52	0	1
1504 FORT RUSSELL 04	64	0	2
1505 FORT RUSSELL 05	12	0	2
1506 FORT RUSSELL 06	43	0	2
1507 FORT RUSSELL 07	47	0	8
1601 MORO 01	43	0	2
1602 MORO 02	41	0	3
1603 MORO 03	67	0	4
1701 NAMEOKI 01	41	0	3
1702 NAMEOKI 02	65	0	7
1703 NAMEOKI 03	60	0	5
1704 NAMEOKI 04	15	0	1
1705 NAMEOKI 05	33	0	5
1706 NAMEOKI 06	37	0	5
1707 NAMEOKI 07	62	0	4
1708 NAMEOKI 08	24	0	5

NUMBERED KEY CANVASS

2022 General Primary Election
 Madison County, Illinois
 June 28, 2022
 DEMOCRATIC

Official Results

COMPTROLLER STATE-WIDE

Vote for not more than 1

01 = SUSANA A. MENDOZA

02 = OVER VOTES

VOTES PERCENT
 11,657 100.00
 0

03 = UNDER VOTES

VOTES PERCENT
 1,015

(CONTINUED FROM PREVIOUS PAGE)

	01	02	03
1801 CHOUTEAU 01	43	0	1
1802 CHOUTEAU 02	37	0	1
1803 CHOUTEAU 03	24	0	3
1804 CHOUTEAU 04	28	0	2
1805 CHOUTEAU 05	36	0	1
1806 CHOUTEAU 06	41	0	6
1901 WOOD RIVER 01	39	0	3
1902 WOOD RIVER 02	48	0	2
1903 WOOD RIVER 03	53	0	3
1904 WOOD RIVER 04	63	0	4
1905 WOOD RIVER 05	40	0	3
1906 WOOD RIVER 06	60	0	2
1907 WOOD RIVER 07	55	0	7
1908 WOOD RIVER 08	60	0	4
1909 WOOD RIVER 09	32	0	3
1910 WOOD RIVER 10	98	0	9
1911 WOOD RIVER 11	37	0	7
1912 WOOD RIVER 12	43	0	6
1913 WOOD RIVER 13	64	0	5
1914 WOOD RIVER 14	66	0	4
1915 WOOD RIVER 15	21	0	0
1916 WOOD RIVER 16	40	0	4
1917 WOOD RIVER 17	21	0	3
1918 WOOD RIVER 18	33	0	4
1919 WOOD RIVER 19	66	0	4
1920 WOOD RIVER 20	40	0	2
1921 WOOD RIVER 21	54	0	12
2001 FOSTER 01	63	0	4
2002 FOSTER 02	53	0	2
2003 FOSTER 03	36	0	3
2004 FOSTER 04	32	0	0
2101 VENICE 01	297	0	64
2102 VENICE 02	31	0	3
2103 VENICE 03	232	0	42
2104 VENICE 04	167	0	26
2201 GRANITE CITY 01	44	0	7
2202 GRANITE CITY 02	95	0	11
2203 GRANITE CITY 03	95	0	13
2204 GRANITE CITY 04	99	0	8
2205 GRANITE CITY 05	76	0	7
2206 GRANITE CITY 06	78	0	8
2207 GRANITE CITY 07	59	0	6
2208 GRANITE CITY 08	32	0	2
2209 GRANITE CITY 09	76	0	9
2210 GRANITE CITY 10	70	0	3
2211 GRANITE CITY 11	58	0	2
2212 GRANITE CITY 12	62	0	4
2213 GRANITE CITY 13	48	0	8
2214 GRANITE CITY 14	70	0	7
2215 GRANITE CITY 15	58	0	8
2216 GRANITE CITY 16	58	0	4
2217 GRANITE CITY 17	93	0	13
2301 ALTON 01	87	0	10
2302 ALTON 02	28	0	0

	VOTES	PERCENT		VOTES	PERCENT
COMPTRROLLER STATE-WIDE					
Vote for not more than 1					
01 = SUSANA A. MENDOZA	11,657	100.00			
02 = OVER VOTES	0		03 = UNDER VOTES	1,015	

(CONTINUED FROM PREVIOUS PAGE)

	01	02	03
2303 ALTON 03	96	0	6
2304 ALTON 04	55	0	6
2305 ALTON 05	71	0	5
2306 ALTON 06	63	0	6
2307 ALTON 07	83	0	8
2308 ALTON 08	52	0	2
2309 ALTON 09	87	0	5
2310 ALTON 10	57	0	7
2311 ALTON 11	108	0	6
2312 ALTON 12	107	0	10
2313 ALTON 13	101	0	11
2314 ALTON 14	58	0	5
2315 ALTON 15	82	0	11
2316 ALTON 16	58	0	5
2317 ALTON 17	99	0	9
2401 GODFREY 01	54	0	9
2402 GODFREY 02	23	0	3
2403 GODFREY 03	59	0	5
2404 GODFREY 04	59	0	4
2405 GODFREY 05	62	0	0
2406 GODFREY 06	58	0	11
2407 GODFREY 07	52	0	10
2408 GODFREY 08	60	0	5
2409 GODFREY 09	62	0	2
2410 GODFREY 10	59	0	1
2411 GODFREY 11	13	0	0
2412 GODFREY 12	46	0	5
2413 GODFREY 13	52	0	4
2414 GODFREY 14	71	0	2

TREASURER STATE-WIDE

Vote for not more than 1
 01 = MICHAEL W. FRERICHS
 02 = OVER VOTES

VOTES PERCENT

VOTES PERCENT

11,677 100.00
 0

03 = UNDER VOTES

995

	01	02	03
0101 HELVETIA 01	24	0	4
0102 HELVETIA 02	53	0	2
0103 HELVETIA 03	45	0	7
0104 HELVETIA 04	36	0	2
0105 HELVETIA 05	44	0	5
0106 HELVETIA 06	47	0	5
0201 SALINE 01	34	0	7
0202 SALINE 02	42	0	2
0203 SALINE 03	38	0	3
0204 SALINE 04	30	0	1
0205 SALINE 05	49	0	5
0301 LEEF 01	12	0	1
0401 NEW DOUGLAS 01	16	0	1
0501 ST. JACOB 01	60	0	3
0502 ST. JACOB 02	33	0	5
0601 MARINE 01	37	0	5
0602 MARINE 02	22	0	0
0701 ALHAMBRA 01	76	0	10
0801 OLIVE 01	50	0	7
0802 OLIVE 02	25	0	0
0901 JARVIS 01	49	0	1
0902 JARVIS 02	31	0	3
0903 JARVIS 03	32	0	3
0904 JARVIS 04	41	0	3
0905 JARVIS 05	38	0	1
0906 JARVIS 06	26	0	1
0907 JARVIS 07	27	0	1
0908 JARVIS 08	29	0	0
0909 JARVIS 09	50	0	7
0910 JARVIS 10	32	0	2
0911 JARVIS 11	33	0	1
0912 JARVIS 12	32	0	4
1001 PIN OAK 01	53	0	1
1002 PIN OAK 02	72	0	6
1003 PIN OAK 03	60	0	0
1101 HAMEL 01	32	0	3
1102 HAMEL 02	67	0	5
1201 OMPHGENT 01	45	0	2
1202 OMPHGENT 02	38	0	0
1301 COLLINSVILLE 01	49	0	5
1302 COLLINSVILLE 02	73	0	3
1303 COLLINSVILLE 03	48	0	2
1304 COLLINSVILLE 04	73	0	2
1305 COLLINSVILLE 05	50	0	2
1306 COLLINSVILLE 06	62	0	2
1307 COLLINSVILLE 07	71	0	6
1308 COLLINSVILLE 08	60	0	2
1309 COLLINSVILLE 09	66	0	4
1310 COLLINSVILLE 10	90	0	12
1311 COLLINSVILLE 11	88	0	4
1312 COLLINSVILLE 12	59	0	3
1313 COLLINSVILLE 13	60	0	8
1314 COLLINSVILLE 14	53	0	1
1315 COLLINSVILLE 15	50	0	7

	VOTES	PERCENT		VOTES	PERCENT
TREASURER STATE-WIDE					
Vote for not more than 1					
01 = MICHAEL W. FRERICHS	11,677	100.00			
02 = OVER VOTES	0		03 = UNDER VOTES	995	

(CONTINUED FROM PREVIOUS PAGE)

	01	02	03
1316 COLLINSVILLE 16	34	0	1
1317 COLLINSVILLE 17	91	0	8
1318 COLLINSVILLE 18	67	0	8
1319 COLLINSVILLE 19	30	0	5
1320 COLLINSVILLE 20	73	0	5
1321 COLLINSVILLE 21	69	0	3
1322 COLLINSVILLE 22	79	0	3
1323 COLLINSVILLE 23	81	0	2
1324 COLLINSVILLE 24	72	0	4
1325 COLLINSVILLE 25	56	0	7
1401 EDWARDSVILLE 01	145	0	10
1402 EDWARDSVILLE 02	127	0	9
1403 EDWARDSVILLE 03	114	0	8
1404 EDWARDSVILLE 04	104	0	6
1405 EDWARDSVILLE 05	103	0	11
1406 EDWARDSVILLE 06	88	0	8
1407 EDWARDSVILLE 07	93	0	5
1408 EDWARDSVILLE 08	124	0	12
1409 EDWARDSVILLE 09	89	0	5
1410 EDWARDSVILLE 10	96	0	7
1411 EDWARDSVILLE 11	93	0	5
1412 EDWARDSVILLE 12	18	0	1
1413 EDWARDSVILLE 13	78	0	0
1414 EDWARDSVILLE 14	143	0	2
1415 EDWARDSVILLE 15	103	0	11
1416 EDWARDSVILLE 16	120	0	8
1417 EDWARDSVILLE 17	95	0	8
1418 EDWARDSVILLE 18	76	0	3
1419 EDWARDSVILLE 19	60	0	3
1420 EDWARDSVILLE 20	82	0	6
1421 EDWARDSVILLE 21	74	0	4
1422 EDWARDSVILLE 22	63	0	1
1423 EDWARDSVILLE 23	100	0	8
1424 EDWARDSVILLE 24	40	0	10
1425 EDWARDSVILLE 25	68	0	6
1426 EDWARDSVILLE 26	49	0	2
1501 FORT RUSSELL 01	81	0	6
1502 FORT RUSSELL 02	32	0	4
1503 FORT RUSSELL 03	51	0	2
1504 FORT RUSSELL 04	62	0	4
1505 FORT RUSSELL 05	13	0	1
1506 FORT RUSSELL 06	45	0	0
1507 FORT RUSSELL 07	47	0	8
1601 MORO 01	44	0	1
1602 MORO 02	38	0	6
1603 MORO 03	69	0	2
1701 NAMEOKI 01	41	0	3
1702 NAMEOKI 02	67	0	5
1703 NAMEOKI 03	59	0	6
1704 NAMEOKI 04	15	0	1
1705 NAMEOKI 05	33	0	5
1706 NAMEOKI 06	35	0	7
1707 NAMEOKI 07	62	0	4
1708 NAMEOKI 08	24	0	5

NUMBERED KEY CANVASS

2022 General Primary Election
 Madison County, Illinois
 June 28, 2022
 DEMOCRATIC

Official Results

TREASURER STATE-WIDE

Vote for not more than 1
 01 = MICHAEL W. FRERICHS
 02 = OVER VOTES

VOTES PERCENT

11,677 100.00
 0

03 = UNDER VOTES

VOTES PERCENT

995

(CONTINUED FROM PREVIOUS PAGE)

01 02 03

	01	02	03
1801 CHOUTEAU 01	43	0	1
1802 CHOUTEAU 02	35	0	3
1803 CHOUTEAU 03	22	0	5
1804 CHOUTEAU 04	29	0	1
1805 CHOUTEAU 05	36	0	1
1806 CHOUTEAU 06	40	0	7
1901 WOOD RIVER 01	39	0	3
1902 WOOD RIVER 02	49	0	1
1903 WOOD RIVER 03	51	0	5
1904 WOOD RIVER 04	64	0	3
1905 WOOD RIVER 05	40	0	3
1906 WOOD RIVER 06	61	0	1
1907 WOOD RIVER 07	53	0	9
1908 WOOD RIVER 08	61	0	3
1909 WOOD RIVER 09	30	0	5
1910 WOOD RIVER 10	100	0	7
1911 WOOD RIVER 11	38	0	6
1912 WOOD RIVER 12	43	0	6
1913 WOOD RIVER 13	64	0	5
1914 WOOD RIVER 14	66	0	4
1915 WOOD RIVER 15	20	0	1
1916 WOOD RIVER 16	39	0	5
1917 WOOD RIVER 17	24	0	0
1918 WOOD RIVER 18	34	0	3
1919 WOOD RIVER 19	65	0	5
1920 WOOD RIVER 20	40	0	2
1921 WOOD RIVER 21	53	0	13
2001 FOSTER 01	63	0	4
2002 FOSTER 02	52	0	3
2003 FOSTER 03	36	0	3
2004 FOSTER 04	32	0	0
2101 VENICE 01	306	0	55
2102 VENICE 02	32	0	2
2103 VENICE 03	237	0	37
2104 VENICE 04	169	0	24
2201 GRANITE CITY 01	45	0	6
2202 GRANITE CITY 02	94	0	12
2203 GRANITE CITY 03	92	0	16
2204 GRANITE CITY 04	96	0	11
2205 GRANITE CITY 05	73	0	10
2206 GRANITE CITY 06	72	0	14
2207 GRANITE CITY 07	53	0	12
2208 GRANITE CITY 08	31	0	3
2209 GRANITE CITY 09	76	0	9
2210 GRANITE CITY 10	68	0	5
2211 GRANITE CITY 11	57	0	3
2212 GRANITE CITY 12	64	0	2
2213 GRANITE CITY 13	49	0	7
2214 GRANITE CITY 14	72	0	5
2215 GRANITE CITY 15	60	0	6
2216 GRANITE CITY 16	60	0	2
2217 GRANITE CITY 17	92	0	14
2301 ALTON 01	84	0	13
2302 ALTON 02	28	0	0

	VOTES	PERCENT		VOTES	PERCENT
TREASURER STATE-WIDE					
Vote for not more than 1					
01 = MICHAEL W. FRERICHS	11,677	100.00			
02 = OVER VOTES	0		03 = UNDER VOTES	995	

(CONTINUED FROM PREVIOUS PAGE)

	01	02	03
2303 ALTON 03	99	0	3
2304 ALTON 04	51	0	10
2305 ALTON 05	71	0	5
2306 ALTON 06	64	0	5
2307 ALTON 07	79	0	12
2308 ALTON 08	53	0	1
2309 ALTON 09	87	0	5
2310 ALTON 10	60	0	4
2311 ALTON 11	104	0	10
2312 ALTON 12	111	0	6
2313 ALTON 13	103	0	9
2314 ALTON 14	60	0	3
2315 ALTON 15	85	0	8
2316 ALTON 16	58	0	5
2317 ALTON 17	99	0	9
2401 GODFREY 01	56	0	7
2402 GODFREY 02	23	0	3
2403 GODFREY 03	62	0	2
2404 GODFREY 04	58	0	5
2405 GODFREY 05	60	0	2
2406 GODFREY 06	60	0	9
2407 GODFREY 07	51	0	11
2408 GODFREY 08	61	0	4
2409 GODFREY 09	63	0	1
2410 GODFREY 10	57	0	3
2411 GODFREY 11	12	0	1
2412 GODFREY 12	46	0	5
2413 GODFREY 13	53	0	3
2414 GODFREY 14	72	0	1

REPRESENTATIVE IN CONGRESS-13TH CONGRESSIONAL DISTRICT	VOTES PERCENT				VOTES PERCENT
	01	02	03	04	
Vote for not more than 1					
01 = NIKKI BUDZINSKI	6,960	79.06	03 = OVER VOTES		6
02 = DAVID PALMER	1,843	20.94	04 = UNDER VOTES		611
1301 COLLINSVILLE 01	15	4	0	2	
1302 COLLINSVILLE 02	66	8	0	2	
1303 COLLINSVILLE 03	37	11	0	2	
1304 COLLINSVILLE 04	62	11	0	2	
1305 COLLINSVILLE 05	35	15	0	2	
1306 COLLINSVILLE 06	52	10	0	2	
1307 COLLINSVILLE 07	53	19	0	5	
1310 COLLINSVILLE 10	77	17	0	8	
1311 COLLINSVILLE 11	66	21	0	5	
1313 COLLINSVILLE 13	47	15	0	6	
1314 COLLINSVILLE 14	44	10	0	0	
1317 COLLINSVILLE 17	80	15	0	4	
1319 COLLINSVILLE 19	27	7	0	1	
1320 COLLINSVILLE 20	0	0	0	0	
1321 COLLINSVILLE 21	47	17	0	8	
1322 COLLINSVILLE 22	64	16	0	2	
1323 COLLINSVILLE 23	68	12	0	3	
1324 COLLINSVILLE 24	53	21	0	2	
1325 COLLINSVILLE 25	47	16	0	0	
1401 EDWARDSVILLE 01	124	27	0	4	
1402 EDWARDSVILLE 02	108	24	0	4	
1403 EDWARDSVILLE 03	101	18	0	3	
1404 EDWARDSVILLE 04	91	16	0	3	
1405 EDWARDSVILLE 05	86	18	0	10	
1406 EDWARDSVILLE 06	78	16	0	2	
1407 EDWARDSVILLE 07	75	19	0	4	
1408 EDWARDSVILLE 08	107	22	0	7	
1409 EDWARDSVILLE 09	85	5	0	4	
1410 EDWARDSVILLE 10	84	13	0	6	
1411 EDWARDSVILLE 11	79	16	0	3	
1412 EDWARDSVILLE 12	15	3	0	1	
1413 EDWARDSVILLE 13	65	10	0	3	
1414 EDWARDSVILLE 14	119	24	0	2	
1415 EDWARDSVILLE 15	82	21	1	10	
1416 EDWARDSVILLE 16	101	22	0	5	
1417 EDWARDSVILLE 17	79	18	0	6	
1418 EDWARDSVILLE 18	59	18	0	2	
1419 EDWARDSVILLE 19	52	9	0	2	
1420 EDWARDSVILLE 20	68	15	0	5	
1421 EDWARDSVILLE 21	63	14	0	1	
1422 EDWARDSVILLE 22	48	15	0	1	
1423 EDWARDSVILLE 23	78	25	0	5	
1424 EDWARDSVILLE 24	31	13	0	6	
1425 EDWARDSVILLE 25	56	14	0	4	
1426 EDWARDSVILLE 26	46	4	0	1	
1501 FORT RUSSELL 01	60	19	0	8	
1502 FORT RUSSELL 02	26	8	0	2	
1503 FORT RUSSELL 03	45	8	0	0	
1504 FORT RUSSELL 04	54	9	0	3	
1505 FORT RUSSELL 05	10	4	0	0	
1506 FORT RUSSELL 06	35	7	0	3	
1507 FORT RUSSELL 07	1	1	0	0	
1601 MORO 01	30	11	0	4	
1602 MORO 02	26	8	0	4	

	VOTES	PERCENT		VOTES	PERCENT
REPRESENTATIVE IN CONGRESS-13TH CONGRESSIONAL DISTRICT					
Vote for not more than 1					
01 = NIKKI BUDZINSKI	6,960	79.06	03 = OVER VOTES	6	
02 = DAVID PALMER	1,843	20.94	04 = UNDER VOTES	611	

(CONTINUED FROM PREVIOUS PAGE)

	01	02	03	04
1701 NAMEOKI 01	29	14	0	2
1702 NAMEOKI 02	56	8	0	8
1703 NAMEOKI 03	39	21	0	5
1704 NAMEOKI 04	10	5	0	1
1705 NAMEOKI 05	27	7	0	4
1706 NAMEOKI 06	30	6	0	6
1707 NAMEOKI 07	43	19	0	4
1708 NAMEOKI 08	21	6	0	2
1801 CHOUTEAU 01	31	13	0	0
1802 CHOUTEAU 02	30	4	0	4
1803 CHOUTEAU 03	20	2	0	5
1804 CHOUTEAU 04	21	9	0	0
1805 CHOUTEAU 05	28	8	1	0
1806 CHOUTEAU 06	33	8	0	6
1901 WOOD RIVER 01	27	11	0	4
1902 WOOD RIVER 02	40	10	0	0
1903 WOOD RIVER 03	36	17	0	3
1904 WOOD RIVER 04	47	15	0	5
1905 WOOD RIVER 05	30	10	0	3
1906 WOOD RIVER 06	43	19	0	0
1907 WOOD RIVER 07	47	10	0	5
1908 WOOD RIVER 08	41	20	0	3
1909 WOOD RIVER 09	26	8	0	1
1910 WOOD RIVER 10	83	21	0	3
1911 WOOD RIVER 11	35	5	1	3
1912 WOOD RIVER 12	34	12	0	3
1913 WOOD RIVER 13	54	14	0	1
1914 WOOD RIVER 14	60	7	0	3
1915 WOOD RIVER 15	14	6	0	1
1916 WOOD RIVER 16	35	6	0	3
1917 WOOD RIVER 17	14	9	0	1
1918 WOOD RIVER 18	32	3	0	2
1919 WOOD RIVER 19	51	12	0	7
1920 WOOD RIVER 20	31	8	0	3
1921 WOOD RIVER 21	38	20	0	8
2001 FOSTER 01	49	14	0	4
2002 FOSTER 02	7	7	0	0
2003 FOSTER 03	28	9	0	2
2101 VENICE 01	242	61	2	56
2102 VENICE 02	21	8	0	5
2103 VENICE 03	196	55	0	23
2104 VENICE 04	134	29	0	30
2201 GRANITE CITY 01	37	9	0	5
2202 GRANITE CITY 02	76	19	0	11
2203 GRANITE CITY 03	74	23	0	11
2204 GRANITE CITY 04	73	22	0	12
2205 GRANITE CITY 05	65	14	0	4
2206 GRANITE CITY 06	63	15	0	8
2207 GRANITE CITY 07	43	15	0	7
2208 GRANITE CITY 08	21	11	0	2
2209 GRANITE CITY 09	55	19	0	11
2210 GRANITE CITY 10	55	13	0	5
2211 GRANITE CITY 11	48	8	0	4
2212 GRANITE CITY 12	47	14	0	5

				VOTES	PERCENT			VOTES	PERCENT
REPRESENTATIVE IN CONGRESS-13TH CONGRESSIONAL DISTRICT									
Vote for not more than 1									
01 = NIKKI BUDZINSKI				6,960	79.06	03 = OVER VOTES		6	
02 = DAVID PALMER				1,843	20.94	04 = UNDER VOTES		611	

(CONTINUED FROM PREVIOUS PAGE)	01	02	03	04
2213 GRANITE CITY 13	45	9	0	2
2214 GRANITE CITY 14	59	12	0	6
2215 GRANITE CITY 15	47	13	0	6
2216 GRANITE CITY 16	41	19	0	2
2217 GRANITE CITY 17	72	25	0	9
2301 ALTON 01	60	22	0	10
2302 ALTON 02	20	7	1	0
2303 ALTON 03	6	1	0	0
2304 ALTON 04	38	17	0	6
2305 ALTON 05	36	4	0	2
2306 ALTON 06	51	14	0	4
2307 ALTON 07	63	21	0	7
2308 ALTON 08	39	11	0	4
2309 ALTON 09	65	22	0	5
2310 ALTON 10	43	17	0	4
2311 ALTON 11	87	22	0	5
2312 ALTON 12	88	18	0	11
2313 ALTON 13	72	31	0	9
2314 ALTON 14	42	18	0	3
2315 ALTON 15	74	15	0	4
2316 ALTON 16	46	15	0	2
2317 ALTON 17	74	25	0	9
2402 GODFREY 02	15	8	0	3

COMMITTEEWOMAN 13TH CONGRESSIONAL DISTRICT

VOTES PERCENT

VOTES PERCENT

Vote for not more than 1
 01 = LaTOYA N. GREENWOOD
 02 = PAM MONETTI

5,328 62.11
 3,251 37.89

03 = OVER VOTES
 04 = UNDER VOTES

6
 834

	01	02	03	04
1301 COLLINSVILLE 01	14	5	0	2
1302 COLLINSVILLE 02	41	31	0	4
1303 COLLINSVILLE 03	29	18	0	3
1304 COLLINSVILLE 04	56	18	0	1
1305 COLLINSVILLE 05	25	25	0	2
1306 COLLINSVILLE 06	38	22	0	4
1307 COLLINSVILLE 07	39	33	0	5
1310 COLLINSVILLE 10	48	44	0	10
1311 COLLINSVILLE 11	55	30	0	7
1313 COLLINSVILLE 13	41	22	0	5
1314 COLLINSVILLE 14	32	20	0	2
1317 COLLINSVILLE 17	41	49	0	9
1319 COLLINSVILLE 19	17	14	0	4
1320 COLLINSVILLE 20	0	0	0	0
1321 COLLINSVILLE 21	35	30	0	7
1322 COLLINSVILLE 22	34	46	0	2
1323 COLLINSVILLE 23	37	39	0	7
1324 COLLINSVILLE 24	41	32	0	3
1325 COLLINSVILLE 25	32	23	0	8
1401 EDWARDSVILLE 01	96	42	0	17
1402 EDWARDSVILLE 02	97	29	0	10
1403 EDWARDSVILLE 03	78	35	1	8
1404 EDWARDSVILLE 04	74	29	0	7
1405 EDWARDSVILLE 05	72	23	0	19
1406 EDWARDSVILLE 06	56	33	0	7
1407 EDWARDSVILLE 07	59	31	0	8
1408 EDWARDSVILLE 08	80	45	0	11
1409 EDWARDSVILLE 09	66	15	0	13
1410 EDWARDSVILLE 10	49	42	0	12
1411 EDWARDSVILLE 11	67	24	0	7
1412 EDWARDSVILLE 12	13	5	0	1
1413 EDWARDSVILLE 13	40	30	0	8
1414 EDWARDSVILLE 14	79	53	0	13
1415 EDWARDSVILLE 15	53	48	1	12
1416 EDWARDSVILLE 16	70	49	0	9
1417 EDWARDSVILLE 17	56	35	0	12
1418 EDWARDSVILLE 18	36	36	0	7
1419 EDWARDSVILLE 19	37	23	0	3
1420 EDWARDSVILLE 20	42	37	0	9
1421 EDWARDSVILLE 21	51	26	0	1
1422 EDWARDSVILLE 22	37	25	0	2
1423 EDWARDSVILLE 23	72	28	0	8
1424 EDWARDSVILLE 24	25	17	0	8
1425 EDWARDSVILLE 25	40	27	0	7
1426 EDWARDSVILLE 26	33	16	0	2
1501 FORT RUSSELL 01	42	33	0	12
1502 FORT RUSSELL 02	16	18	0	2
1503 FORT RUSSELL 03	32	21	0	0
1504 FORT RUSSELL 04	35	28	0	3
1505 FORT RUSSELL 05	9	4	0	1
1506 FORT RUSSELL 06	23	19	0	3
1507 FORT RUSSELL 07	2	0	0	0
1601 MORO 01	15	23	0	7
1602 MORO 02	17	14	0	7

COMMITTEEWOMAN 13TH CONGRESSIONAL DISTRICT					VOTES	PERCENT	VOTES	PERCENT
Vote for not more than 1								
01 = LaTOYA N. GREENWOOD					5,328	62.11	03 = OVER VOTES	6
02 = PAM MONETTI					3,251	37.89	04 = UNDER VOTES	834
(CONTINUED FROM PREVIOUS PAGE)								
	01	02	03	04				
1701 NAMEOKI 01	20	19	0	5				
1702 NAMEOKI 02	53	15	0	4				
1703 NAMEOKI 03	25	35	0	5				
1704 NAMEOKI 04	8	7	0	1				
1705 NAMEOKI 05	22	11	0	5				
1706 NAMEOKI 06	18	17	0	7				
1707 NAMEOKI 07	21	44	0	1				
1708 NAMEOKI 08	12	16	0	1				
1801 CHOUTEAU 01	17	26	0	1				
1802 CHOUTEAU 02	15	19	0	4				
1803 CHOUTEAU 03	12	10	0	5				
1804 CHOUTEAU 04	12	14	0	4				
1805 CHOUTEAU 05	18	19	0	0				
1806 CHOUTEAU 06	17	25	0	5				
1901 WOOD RIVER 01	24	15	0	3				
1902 WOOD RIVER 02	31	19	0	0				
1903 WOOD RIVER 03	31	20	0	5				
1904 WOOD RIVER 04	22	38	0	7				
1905 WOOD RIVER 05	19	19	0	5				
1906 WOOD RIVER 06	28	30	0	4				
1907 WOOD RIVER 07	37	21	0	4				
1908 WOOD RIVER 08	39	23	0	2				
1909 WOOD RIVER 09	12	20	0	3				
1910 WOOD RIVER 10	41	55	0	11				
1911 WOOD RIVER 11	21	17	0	6				
1912 WOOD RIVER 12	21	21	0	7				
1913 WOOD RIVER 13	30	31	0	8				
1914 WOOD RIVER 14	37	25	0	8				
1915 WOOD RIVER 15	14	6	0	1				
1916 WOOD RIVER 16	25	16	0	3				
1917 WOOD RIVER 17	13	10	0	1				
1918 WOOD RIVER 18	19	12	0	6				
1919 WOOD RIVER 19	40	21	0	9				
1920 WOOD RIVER 20	19	20	0	3				
1921 WOOD RIVER 21	33	26	0	7				
2001 FOSTER 01	27	34	0	6				
2002 FOSTER 02	6	7	0	1				
2003 FOSTER 03	15	21	0	3				
2101 VENICE 01	309	20	1	31				
2102 VENICE 02	32	1	0	1				
2103 VENICE 03	230	18	0	26				
2104 VENICE 04	148	23	0	22				
2201 GRANITE CITY 01	30	14	0	7				
2202 GRANITE CITY 02	60	34	0	12				
2203 GRANITE CITY 03	39	52	0	17				
2204 GRANITE CITY 04	35	52	0	20				
2205 GRANITE CITY 05	29	42	0	12				
2206 GRANITE CITY 06	36	39	0	11				
2207 GRANITE CITY 07	41	19	0	5				
2208 GRANITE CITY 08	14	18	0	2				
2209 GRANITE CITY 09	29	43	0	13				
2210 GRANITE CITY 10	35	30	0	8				
2211 GRANITE CITY 11	34	21	0	5				
2212 GRANITE CITY 12	36	26	0	4				

		VOTES	PERCENT			VOTES	PERCENT
COMMITTEEWOMAN 13TH CONGRESSIONAL DISTRICT							
Vote for not more than 1							
01 = LaTOYA N. GREENWOOD		5,328	62.11	03 = OVER VOTES		6	
02 = PAM MONETTI		3,251	37.89	04 = UNDER VOTES		834	

(CONTINUED FROM PREVIOUS PAGE)	01	02	03	04
2213 GRANITE CITY 13	27	23	0	6
2214 GRANITE CITY 14	44	29	0	4
2215 GRANITE CITY 15	30	30	0	6
2216 GRANITE CITY 16	29	31	0	2
2217 GRANITE CITY 17	42	53	1	10
2301 ALTON 01	46	32	1	13
2302 ALTON 02	15	12	1	0
2303 ALTON 03	5	2	0	0
2304 ALTON 04	41	12	0	8
2305 ALTON 05	25	13	0	4
2306 ALTON 06	33	31	0	5
2307 ALTON 07	67	16	0	8
2308 ALTON 08	30	22	0	2
2309 ALTON 09	48	37	0	7
2310 ALTON 10	21	36	0	7
2311 ALTON 11	90	21	0	3
2312 ALTON 12	82	20	0	15
2313 ALTON 13	84	19	0	9
2314 ALTON 14	43	15	0	5
2315 ALTON 15	68	17	0	8
2316 ALTON 16	35	25	0	3
2317 ALTON 17	75	24	0	9
2402 GODFREY 02	13	11	0	2

NUMBERED KEY CANVASS

2022 General Primary Election
 Madison County, Illinois
 June 28, 2022
 DEMOCRATIC

Official Results

COMMITTEEMAN 13TH CONGRESSIONAL DISTRICT

Vote for not more than 1

01 = BILL HOULIHAN

02 = OVER VOTES

VOTES PERCENT

VOTES PERCENT

8,136 100.00
 0

03 = UNDER VOTES

1,283

 01 02 03

1301 COLLINSVILLE 01	17	0	4
1302 COLLINSVILLE 02	70	0	6
1303 COLLINSVILLE 03	44	0	6
1304 COLLINSVILLE 04	73	0	2
1305 COLLINSVILLE 05	48	0	4
1306 COLLINSVILLE 06	60	0	4
1307 COLLINSVILLE 07	71	0	6
1310 COLLINSVILLE 10	90	0	12
1311 COLLINSVILLE 11	86	0	6
1313 COLLINSVILLE 13	58	0	10
1314 COLLINSVILLE 14	53	0	1
1317 COLLINSVILLE 17	91	0	8
1319 COLLINSVILLE 19	30	0	5
1320 COLLINSVILLE 20	0	0	0
1321 COLLINSVILLE 21	65	0	7
1322 COLLINSVILLE 22	75	0	7
1323 COLLINSVILLE 23	74	0	9
1324 COLLINSVILLE 24	71	0	5
1325 COLLINSVILLE 25	52	0	11
1401 EDWARDSVILLE 01	141	0	14
1402 EDWARDSVILLE 02	120	0	16
1403 EDWARDSVILLE 03	109	0	13
1404 EDWARDSVILLE 04	100	0	10
1405 EDWARDSVILLE 05	100	0	14
1406 EDWARDSVILLE 06	88	0	8
1407 EDWARDSVILLE 07	92	0	6
1408 EDWARDSVILLE 08	121	0	15
1409 EDWARDSVILLE 09	81	0	13
1410 EDWARDSVILLE 10	93	0	10
1411 EDWARDSVILLE 11	87	0	11
1412 EDWARDSVILLE 12	17	0	2
1413 EDWARDSVILLE 13	73	0	5
1414 EDWARDSVILLE 14	135	0	10
1415 EDWARDSVILLE 15	100	0	14
1416 EDWARDSVILLE 16	115	0	13
1417 EDWARDSVILLE 17	91	0	12
1418 EDWARDSVILLE 18	73	0	6
1419 EDWARDSVILLE 19	55	0	8
1420 EDWARDSVILLE 20	76	0	12
1421 EDWARDSVILLE 21	72	0	6
1422 EDWARDSVILLE 22	61	0	3
1423 EDWARDSVILLE 23	97	0	11
1424 EDWARDSVILLE 24	40	0	10
1425 EDWARDSVILLE 25	67	0	7
1426 EDWARDSVILLE 26	48	0	3
1501 FORT RUSSELL 01	76	0	11
1502 FORT RUSSELL 02	34	0	2
1503 FORT RUSSELL 03	52	0	1
1504 FORT RUSSELL 04	62	0	4
1505 FORT RUSSELL 05	12	0	2
1506 FORT RUSSELL 06	43	0	2
1507 FORT RUSSELL 07	2	0	0
1601 MORO 01	40	0	5
1602 MORO 02	32	0	6

		VOTES	PERCENT			VOTES	PERCENT
COMMITTEEMAN 13TH CONGRESSIONAL DISTRICT							
Vote for not more than 1							
01 = BILL HOULIHAN		8,136	100.00				
02 = OVER VOTES		0		03 = UNDER VOTES		1,283	

(CONTINUED FROM PREVIOUS PAGE)	01	02	03
1701 NAMEOKI 01	39	0	5
1702 NAMEOKI 02	57	0	15
1703 NAMEOKI 03	59	0	6
1704 NAMEOKI 04	14	0	2
1705 NAMEOKI 05	33	0	5
1706 NAMEOKI 06	33	0	9
1707 NAMEOKI 07	59	0	7
1708 NAMEOKI 08	23	0	6
1801 CHOUTEAU 01	43	0	1
1802 CHOUTEAU 02	32	0	6
1803 CHOUTEAU 03	22	0	5
1804 CHOUTEAU 04	28	0	2
1805 CHOUTEAU 05	36	0	1
1806 CHOUTEAU 06	38	0	9
1901 WOOD RIVER 01	36	0	6
1902 WOOD RIVER 02	50	0	0
1903 WOOD RIVER 03	51	0	5
1904 WOOD RIVER 04	60	0	7
1905 WOOD RIVER 05	37	0	6
1906 WOOD RIVER 06	61	0	1
1907 WOOD RIVER 07	50	0	12
1908 WOOD RIVER 08	58	0	6
1909 WOOD RIVER 09	31	0	4
1910 WOOD RIVER 10	92	0	15
1911 WOOD RIVER 11	37	0	7
1912 WOOD RIVER 12	40	0	9
1913 WOOD RIVER 13	61	0	8
1914 WOOD RIVER 14	61	0	9
1915 WOOD RIVER 15	19	0	2
1916 WOOD RIVER 16	37	0	7
1917 WOOD RIVER 17	22	0	2
1918 WOOD RIVER 18	32	0	5
1919 WOOD RIVER 19	61	0	9
1920 WOOD RIVER 20	39	0	3
1921 WOOD RIVER 21	51	0	15
2001 FOSTER 01	59	0	8
2002 FOSTER 02	13	0	1
2003 FOSTER 03	35	0	4
2101 VENICE 01	230	0	131
2102 VENICE 02	22	0	12
2103 VENICE 03	171	0	103
2104 VENICE 04	134	0	59
2201 GRANITE CITY 01	36	0	15
2202 GRANITE CITY 02	91	0	15
2203 GRANITE CITY 03	89	0	19
2204 GRANITE CITY 04	93	0	14
2205 GRANITE CITY 05	71	0	12
2206 GRANITE CITY 06	71	0	15
2207 GRANITE CITY 07	53	0	12
2208 GRANITE CITY 08	28	0	6
2209 GRANITE CITY 09	69	0	16
2210 GRANITE CITY 10	64	0	9
2211 GRANITE CITY 11	55	0	5
2212 GRANITE CITY 12	63	0	3

		VOTES	PERCENT			VOTES	PERCENT
COMMITTEEMAN 13TH CONGRESSIONAL DISTRICT							
Vote for not more than 1							
01 = BILL HOULIHAN		8,136	100.00				
02 = OVER VOTES		0		03 = UNDER VOTES		1,283	

(CONTINUED FROM PREVIOUS PAGE)	01	02	03
2213 GRANITE CITY 13	45	0	11
2214 GRANITE CITY 14	69	0	8
2215 GRANITE CITY 15	58	0	8
2216 GRANITE CITY 16	60	0	2
2217 GRANITE CITY 17	88	0	18
2301 ALTON 01	80	0	12
2302 ALTON 02	27	0	1
2303 ALTON 03	7	0	0
2304 ALTON 04	47	0	14
2305 ALTON 05	37	0	5
2306 ALTON 06	62	0	7
2307 ALTON 07	77	0	14
2308 ALTON 08	50	0	4
2309 ALTON 09	80	0	12
2310 ALTON 10	56	0	8
2311 ALTON 11	102	0	12
2312 ALTON 12	103	0	14
2313 ALTON 13	94	0	18
2314 ALTON 14	58	0	5
2315 ALTON 15	82	0	11
2316 ALTON 16	57	0	6
2317 ALTON 17	92	0	16
2402 GODFREY 02	23	0	3

REPRESENTATIVE IN CONGRESS-15TH CONGRESSIONAL DISTRICT	VOTES	PERCENT	VOTES	PERCENT
Vote for not more than 1				
01 = PAUL J. LANGE	2,927	100.00		
02 = OVER VOTES	0		03 = UNDER VOTES	337
	01	02	03	
0101 HELVETIA 01	23	0	5	
0102 HELVETIA 02	49	0	6	
0103 HELVETIA 03	45	0	7	
0104 HELVETIA 04	34	0	4	
0105 HELVETIA 05	42	0	7	
0106 HELVETIA 06	46	0	6	
0201 SALINE 01	34	0	7	
0202 SALINE 02	41	0	3	
0203 SALINE 03	39	0	2	
0204 SALINE 04	27	0	4	
0205 SALINE 05	45	0	9	
0301 LEEF 01	10	0	3	
0401 NEW DOUGLAS 01	15	0	2	
0501 ST. JACOB 01	57	0	6	
0502 ST. JACOB 02	31	0	7	
0601 MARINE 01	35	0	7	
0602 MARINE 02	32	0	0	
0701 ALHAMBRA 01	70	0	16	
0801 OLIVE 01	50	0	7	
0802 OLIVE 02	24	0	1	
0901 JARVIS 01	48	0	2	
0902 JARVIS 02	33	0	1	
0903 JARVIS 03	29	0	6	
0904 JARVIS 04	38	0	6	
0905 JARVIS 05	36	0	3	
0906 JARVIS 06	26	0	1	
0907 JARVIS 07	27	0	1	
0908 JARVIS 08	28	0	1	
0909 JARVIS 09	48	0	9	
0910 JARVIS 10	30	0	4	
0911 JARVIS 11	32	0	2	
0912 JARVIS 12	32	0	4	
1001 PIN OAK 01	50	0	4	
1002 PIN OAK 02	69	0	9	
1003 PIN OAK 03	58	0	2	
1101 HAMEL 01	31	0	4	
1102 HAMEL 02	64	0	8	
1201 OMPHGENT 01	44	0	3	
1202 OMPHGENT 02	37	0	1	
1301 COLLINSVILLE 01	30	0	3	
1308 COLLINSVILLE 08	58	0	4	
1309 COLLINSVILLE 09	66	0	4	
1312 COLLINSVILLE 12	59	0	4	
1315 COLLINSVILLE 15	49	0	8	
1316 COLLINSVILLE 16	33	0	2	
1318 COLLINSVILLE 18	64	0	11	
1320 COLLINSVILLE 20	69	0	9	
1507 FORT RUSSELL 07	43	0	10	
1602 MORO 02	4	0	2	
1603 MORO 03	68	0	3	
2002 FOSTER 02	40	0	1	
2004 FOSTER 04	30	0	2	
2301 ALTON 01	4	0	1	
2303 ALTON 03	86	0	9	

	VOTES	PERCENT		VOTES	PERCENT
REPRESENTATIVE IN CONGRESS-15TH CONGRESSIONAL DISTRICT					
Vote for not more than 1					
01 = PAUL J. LANGE	2,927	100.00			
02 = OVER VOTES	0		03 = UNDER VOTES	337	

(CONTINUED FROM PREVIOUS PAGE)

	01	02	03
2305 ALTON 05	32	0	2
2401 GODFREY 01	58	0	5
2403 GODFREY 03	60	0	4
2404 GODFREY 04	56	0	7
2405 GODFREY 05	52	0	10
2406 GODFREY 06	55	0	14
2407 GODFREY 07	53	0	9
2408 GODFREY 08	58	0	7
2409 GODFREY 09	59	0	5
2410 GODFREY 10	57	0	3
2411 GODFREY 11	12	0	1
2412 GODFREY 12	45	0	6
2413 GODFREY 13	51	0	5
2414 GODFREY 14	67	0	6

		VOTES	PERCENT			VOTES	PERCENT
COMMITTEEWOMAN 15TH CONGRESSIONAL DISTRICT							
Vote for not more than 1							
01 = KATHERINE F.S. DANIELS		1,573	54.30	03 = OVER VOTES		1	
02 = LIZ BROWN-REEVES		1,324	45.70	04 = UNDER VOTES		355	

	01	02	03	04
0101 HELVETIA 01	13	11	0	4
0102 HELVETIA 02	28	18	0	9
0103 HELVETIA 03	19	26	0	7
0104 HELVETIA 04	17	17	0	4
0105 HELVETIA 05	28	13	0	8
0106 HELVETIA 06	26	20	0	6
0201 SALINE 01	19	15	0	7
0202 SALINE 02	18	19	0	7
0203 SALINE 03	18	19	0	4
0204 SALINE 04	18	12	0	1
0205 SALINE 05	21	20	0	13
0301 LEEF 01	8	2	0	3
0401 NEW DOUGLAS 01	7	9	0	1
0501 ST. JACOB 01	34	24	0	5
0502 ST. JACOB 02	20	12	0	6
0601 MARINE 01	25	13	0	4
0602 MARINE 02	12	8	0	2
0701 ALHAMBRA 01	37	33	0	16
0801 OLIVE 01	30	18	0	9
0802 OLIVE 02	12	13	0	0
0901 JARVIS 01	28	20	0	2
0902 JARVIS 02	16	16	0	2
0903 JARVIS 03	20	9	0	6
0904 JARVIS 04	16	20	0	8
0905 JARVIS 05	18	19	0	2
0906 JARVIS 06	19	6	0	2
0907 JARVIS 07	18	7	0	3
0908 JARVIS 08	15	13	0	1
0909 JARVIS 09	29	23	0	5
0910 JARVIS 10	17	14	0	3
0911 JARVIS 11	17	13	0	4
0912 JARVIS 12	12	21	0	3
1001 PIN OAK 01	31	19	0	4
1002 PIN OAK 02	29	36	0	13
1003 PIN OAK 03	32	26	0	2
1101 HAMEL 01	15	18	0	2
1102 HAMEL 02	32	29	0	11
1201 OMPHGENT 01	14	26	0	7
1202 OMPHGENT 02	21	15	0	2
1301 COLLINSVILLE 01	15	14	0	4
1308 COLLINSVILLE 08	30	27	0	5
1309 COLLINSVILLE 09	38	26	1	5
1312 COLLINSVILLE 12	39	19	0	4
1315 COLLINSVILLE 15	29	20	0	8
1316 COLLINSVILLE 16	19	13	0	3
1318 COLLINSVILLE 18	35	32	0	8
1320 COLLINSVILLE 20	36	34	0	8
1507 FORT RUSSELL 07	30	15	0	8
1602 MORO 02	2	2	0	2
1603 MORO 03	31	32	0	8
2002 FOSTER 02	20	20	0	1
2004 FOSTER 04	22	7	0	3
2301 ALTON 01	1	2	0	2
2303 ALTON 03	35	47	0	13

		VOTES		PERCENT		VOTES		PERCENT	
COMMITTEEWOMAN 15TH CONGRESSIONAL DISTRICT									
Vote for not more than 1									
01 = KATHERINE F.S. DANIELS		1,573	54.30	03 = OVER VOTES				1	
02 = LIZ BROWN-REEVES		1,324	45.70	04 = UNDER VOTES				355	
<hr/>									
(CONTINUED FROM PREVIOUS PAGE)		01	02	03	04				
<hr/>									
2305 ALTON 05		17	17	0	0				
2401 GODFREY 01		24	32	0	7				
2403 GODFREY 03		40	19	0	5				
2404 GODFREY 04		30	25	0	8				
2405 GODFREY 05		26	29	0	7				
2406 GODFREY 06		27	32	0	10				
2407 GODFREY 07		28	21	0	13				
2408 GODFREY 08		39	21	0	5				
2409 GODFREY 09		37	25	0	2				
2410 GODFREY 10		31	25	0	4				
2411 GODFREY 11		4	8	0	1				
2412 GODFREY 12		24	21	0	6				
2413 GODFREY 13		25	27	0	4				
2414 GODFREY 14		30	40	0	3				

COMMITTEEMAN 15TH CONGRESSIONAL DISTRICT

VOTES PERCENT

VOTES PERCENT

Vote for not more than 1

2,886 100.00
0

03 = UNDER VOTES

367

01 = TERRY C. REDMAN
02 = OVER VOTES

	01	02	03
0101 HELVETIA 01	22	0	6
0102 HELVETIA 02	48	0	7
0103 HELVETIA 03	44	0	8
0104 HELVETIA 04	33	0	5
0105 HELVETIA 05	43	0	6
0106 HELVETIA 06	44	0	8
0201 SALINE 01	33	0	8
0202 SALINE 02	38	0	6
0203 SALINE 03	39	0	2
0204 SALINE 04	27	0	4
0205 SALINE 05	43	0	11
0301 LEEF 01	10	0	3
0401 NEW DOUGLAS 01	15	0	2
0501 ST. JACOB 01	58	0	5
0502 ST. JACOB 02	32	0	6
0601 MARINE 01	34	0	8
0602 MARINE 02	21	0	1
0701 ALHAMBRA 01	73	0	13
0801 OLIVE 01	47	0	10
0802 OLIVE 02	24	0	1
0901 JARVIS 01	48	0	2
0902 JARVIS 02	31	0	3
0903 JARVIS 03	31	0	4
0904 JARVIS 04	37	0	7
0905 JARVIS 05	37	0	2
0906 JARVIS 06	26	0	1
0907 JARVIS 07	27	0	1
0908 JARVIS 08	29	0	0
0909 JARVIS 09	45	0	12
0910 JARVIS 10	32	0	2
0911 JARVIS 11	31	0	3
0912 JARVIS 12	32	0	4
1001 PIN OAK 01	50	0	4
1002 PIN OAK 02	69	0	9
1003 PIN OAK 03	58	0	2
1101 HAMEL 01	31	0	4
1102 HAMEL 02	62	0	10
1201 OMPHGENT 01	43	0	4
1202 OMPHGENT 02	37	0	1
1301 COLLINSVILLE 01	29	0	4
1308 COLLINSVILLE 08	56	0	6
1309 COLLINSVILLE 09	65	0	5
1312 COLLINSVILLE 12	59	0	3
1315 COLLINSVILLE 15	46	0	11
1316 COLLINSVILLE 16	33	0	2
1318 COLLINSVILLE 18	65	0	10
1320 COLLINSVILLE 20	68	0	10
1507 FORT RUSSELL 07	42	0	11
1602 MORO 02	5	0	1
1603 MORO 03	69	0	2
2002 FOSTER 02	40	0	1
2004 FOSTER 04	27	0	5
2301 ALTON 01	5	0	0
2303 ALTON 03	84	0	11

COMMITTEEMAN 15TH CONGRESSIONAL DISTRICT

Vote for not more than 1

01 = TERRY C. REDMAN

02 = OVER VOTES

VOTES PERCENT

2,886 100.00
0

03 = UNDER VOTES

VOTES PERCENT

367

(CONTINUED FROM PREVIOUS PAGE)

	01	02	03
2305 ALTON 05	34	0	0
2401 GODFREY 01	54	0	9
2403 GODFREY 03	57	0	7
2404 GODFREY 04	55	0	8
2405 GODFREY 05	55	0	7
2406 GODFREY 06	53	0	16
2407 GODFREY 07	51	0	11
2408 GODFREY 08	58	0	7
2409 GODFREY 09	60	0	4
2410 GODFREY 10	55	0	5
2411 GODFREY 11	11	0	2
2412 GODFREY 12	45	0	6
2413 GODFREY 13	50	0	6
2414 GODFREY 14	71	0	2

STATE SENATOR 50TH LEGISLATIVE DISTRICT

VOTES PERCENT

VOTES PERCENT

Vote for not more than 1

01 = NO CANDIDATE FILED

02 = OVER VOTES

0

0

03 = UNDER VOTES

1,093

 01 02 03

1503 FORT RUSSELL 03	0	0	53
1504 FORT RUSSELL 04	0	0	66
1505 FORT RUSSELL 05	0	0	14
1506 FORT RUSSELL 06	0	0	25
1507 FORT RUSSELL 07	0	0	55
1601 MORO 01	0	0	45
1602 MORO 02	0	0	44
1603 MORO 03	0	0	71
2001 FOSTER 01	0	0	67
2002 FOSTER 02	0	0	55
2003 FOSTER 03	0	0	39
2004 FOSTER 04	0	0	32
2401 GODFREY 01	0	0	8
2403 GODFREY 03	0	0	12
2404 GODFREY 04	0	0	63
2407 GODFREY 07	0	0	62
2408 GODFREY 08	0	0	65
2409 GODFREY 09	0	0	64
2410 GODFREY 10	0	0	60
2411 GODFREY 11	0	0	13
2412 GODFREY 12	0	0	51
2413 GODFREY 13	0	0	56
2414 GODFREY 14	0	0	73

	VOTES	PERCENT		VOTES	PERCENT
STATE SENATOR 55TH LEGISLATIVE DISTRICT					
Vote for not more than 1					
01 = NO CANDIDATE FILED	0				
02 = OVER VOTES	0		03 = UNDER VOTES	1,905	
	01	02	03		
0101 HELVETIA 01	0	0	28		
0102 HELVETIA 02	0	0	55		
0103 HELVETIA 03	0	0	52		
0104 HELVETIA 04	0	0	38		
0105 HELVETIA 05	0	0	49		
0106 HELVETIA 06	0	0	52		
0201 SALINE 01	0	0	41		
0202 SALINE 02	0	0	44		
0203 SALINE 03	0	0	41		
0204 SALINE 04	0	0	31		
0205 SALINE 05	0	0	54		
0301 LEEF 01	0	0	13		
0401 NEW DOUGLAS 01	0	0	17		
0501 ST. JACOB 01	0	0	63		
0502 ST. JACOB 02	0	0	38		
0601 MARINE 01	0	0	42		
0602 MARINE 02	0	0	22		
0701 ALHAMBRA 01	0	0	86		
0801 OLIVE 01	0	0	57		
0802 OLIVE 02	0	0	25		
0901 JARVIS 01	0	0	50		
0902 JARVIS 02	0	0	34		
0903 JARVIS 03	0	0	35		
0904 JARVIS 04	0	0	44		
0905 JARVIS 05	0	0	39		
0906 JARVIS 06	0	0	27		
0907 JARVIS 07	0	0	28		
0908 JARVIS 08	0	0	29		
0909 JARVIS 09	0	0	57		
0910 JARVIS 10	0	0	34		
0911 JARVIS 11	0	0	34		
0912 JARVIS 12	0	0	36		
1001 PIN OAK 01	0	0	54		
1002 PIN OAK 02	0	0	78		
1003 PIN OAK 03	0	0	60		
1101 HAMEL 01	0	0	35		
1102 HAMEL 02	0	0	72		
1201 OMPHGENT 01	0	0	47		
1202 OMPHGENT 02	0	0	38		
1309 COLLINSVILLE 09	0	0	39		
1312 COLLINSVILLE 12	0	0	40		
1318 COLLINSVILLE 18	0	0	75		
1320 COLLINSVILLE 20	0	0	20		
1501 FORT RUSSELL 01	0	0	52		

STATE SENATOR 56TH LEGISLATIVE DISTRICT

VOTES PERCENT

VOTES PERCENT

Vote for not more than 1

8,163 100.00

01 = RACHELLE AUD CROWE

02 = OVER VOTES

0

03 = UNDER VOTES

663

	01	02	03
1301 COLLINSVILLE 01	50	0	4
1302 COLLINSVILLE 02	73	0	3
1303 COLLINSVILLE 03	48	0	2
1304 COLLINSVILLE 04	71	0	4
1305 COLLINSVILLE 05	49	0	3
1306 COLLINSVILLE 06	62	0	2
1307 COLLINSVILLE 07	71	0	6
1308 COLLINSVILLE 08	60	0	2
1309 COLLINSVILLE 09	29	0	2
1310 COLLINSVILLE 10	92	0	10
1311 COLLINSVILLE 11	86	0	6
1312 COLLINSVILLE 12	21	0	1
1313 COLLINSVILLE 13	61	0	7
1314 COLLINSVILLE 14	51	0	3
1315 COLLINSVILLE 15	48	0	9
1316 COLLINSVILLE 16	34	0	1
1317 COLLINSVILLE 17	92	0	7
1319 COLLINSVILLE 19	29	0	6
1320 COLLINSVILLE 20	54	0	4
1321 COLLINSVILLE 21	69	0	3
1322 COLLINSVILLE 22	80	0	2
1323 COLLINSVILLE 23	80	0	3
1324 COLLINSVILLE 24	70	0	6
1325 COLLINSVILLE 25	56	0	7
1401 EDWARDSVILLE 01	142	0	13
1402 EDWARDSVILLE 02	130	0	6
1403 EDWARDSVILLE 03	112	0	10
1404 EDWARDSVILLE 04	105	0	5
1405 EDWARDSVILLE 05	105	0	9
1406 EDWARDSVILLE 06	91	0	5
1407 EDWARDSVILLE 07	92	0	6
1408 EDWARDSVILLE 08	125	0	11
1409 EDWARDSVILLE 09	88	0	6
1410 EDWARDSVILLE 10	99	0	4
1411 EDWARDSVILLE 11	88	0	10
1412 EDWARDSVILLE 12	18	0	1
1413 EDWARDSVILLE 13	76	0	2
1414 EDWARDSVILLE 14	138	0	7
1415 EDWARDSVILLE 15	102	0	12
1416 EDWARDSVILLE 16	122	0	6
1417 EDWARDSVILLE 17	95	0	8
1418 EDWARDSVILLE 18	74	0	5
1419 EDWARDSVILLE 19	58	0	5
1420 EDWARDSVILLE 20	82	0	6
1421 EDWARDSVILLE 21	75	0	3
1422 EDWARDSVILLE 22	60	0	4
1423 EDWARDSVILLE 23	104	0	4
1424 EDWARDSVILLE 24	44	0	6
1425 EDWARDSVILLE 25	68	0	6
1426 EDWARDSVILLE 26	50	0	1
1501 FORT RUSSELL 01	32	0	3
1502 FORT RUSSELL 02	33	0	3
1504 FORT RUSSELL 04	0	0	0
1506 FORT RUSSELL 06	20	0	0

STATE SENATOR 56TH LEGISLATIVE DISTRICT

Vote for not more than 1

01 = RACHELLE AUD CROWE

02 = OVER VOTES

VOTES PERCENT

VOTES PERCENT

8,163 100.00
 0

03 = UNDER VOTES

663

(CONTINUED FROM PREVIOUS PAGE)

	01	02	03
1701 NAMEOKI 01	42	0	2
1702 NAMEOKI 02	66	0	6
1703 NAMEOKI 03	59	0	6
1704 NAMEOKI 04	15	0	1
1705 NAMEOKI 05	33	0	5
1706 NAMEOKI 06	37	0	5
1707 NAMEOKI 07	60	0	6
1708 NAMEOKI 08	25	0	4
1801 CHOUTEAU 01	43	0	1
1802 CHOUTEAU 02	36	0	2
1803 CHOUTEAU 03	24	0	3
1804 CHOUTEAU 04	29	0	1
1805 CHOUTEAU 05	34	0	3
1806 CHOUTEAU 06	40	0	7
1901 WOOD RIVER 01	38	0	4
1902 WOOD RIVER 02	49	0	1
1903 WOOD RIVER 03	54	0	2
1904 WOOD RIVER 04	64	0	3
1905 WOOD RIVER 05	43	0	0
1906 WOOD RIVER 06	62	0	0
1907 WOOD RIVER 07	53	0	9
1908 WOOD RIVER 08	63	0	1
1909 WOOD RIVER 09	33	0	2
1910 WOOD RIVER 10	97	0	10
1911 WOOD RIVER 11	40	0	4
1912 WOOD RIVER 12	45	0	4
1913 WOOD RIVER 13	63	0	6
1914 WOOD RIVER 14	65	0	5
1915 WOOD RIVER 15	20	0	1
1916 WOOD RIVER 16	42	0	2
1917 WOOD RIVER 17	24	0	0
1918 WOOD RIVER 18	35	0	2
1919 WOOD RIVER 19	62	0	8
1920 WOOD RIVER 20	40	0	2
1921 WOOD RIVER 21	54	0	12
2002 FOSTER 02	0	0	0
2102 VENICE 02	11	0	3
2201 GRANITE CITY 01	46	0	5
2202 GRANITE CITY 02	97	0	9
2203 GRANITE CITY 03	91	0	17
2204 GRANITE CITY 04	102	0	5
2205 GRANITE CITY 05	75	0	8
2206 GRANITE CITY 06	76	0	10
2207 GRANITE CITY 07	55	0	10
2208 GRANITE CITY 08	32	0	2
2209 GRANITE CITY 09	75	0	10
2210 GRANITE CITY 10	67	0	6
2211 GRANITE CITY 11	56	0	4
2212 GRANITE CITY 12	63	0	3
2213 GRANITE CITY 13	49	0	7
2214 GRANITE CITY 14	71	0	6
2215 GRANITE CITY 15	60	0	6
2216 GRANITE CITY 16	60	0	2
2217 GRANITE CITY 17	93	0	13

	VOTES	PERCENT		VOTES	PERCENT
STATE SENATOR 56TH LEGISLATIVE DISTRICT					
Vote for not more than 1					
01 = RACHELLE AUD CROWE	8,163	100.00			
02 = OVER VOTES	0		03 = UNDER VOTES	663	

(CONTINUED FROM PREVIOUS PAGE)

	01	02	03
2301 ALTON 01	87	0	10
2302 ALTON 02	27	0	1
2303 ALTON 03	94	0	8
2304 ALTON 04	52	0	9
2305 ALTON 05	73	0	3
2306 ALTON 06	64	0	5
2307 ALTON 07	79	0	12
2308 ALTON 08	53	0	1
2309 ALTON 09	85	0	7
2310 ALTON 10	60	0	4
2311 ALTON 11	106	0	8
2312 ALTON 12	113	0	4
2313 ALTON 13	101	0	11
2314 ALTON 14	60	0	3
2315 ALTON 15	82	0	11
2316 ALTON 16	58	0	5
2317 ALTON 17	101	0	7
2401 GODFREY 01	50	0	5
2402 GODFREY 02	24	0	2
2403 GODFREY 03	49	0	3
2405 GODFREY 05	56	0	6
2406 GODFREY 06	57	0	12

NUMBERED KEY CANVASS

2022 General Primary Election
Madison County, Illinois
June 28, 2022
DEMOCRATIC

Official Results

STATE SENATOR 57TH LEGISLATIVE DISTRICT				VOTES	PERCENT	VOTES	PERCENT
Vote for not more than 1							
01 = CHRISTOPHER BELT				749	100.00		
02 = OVER VOTES				0		03 = UNDER VOTES	99
	01	02	03				
2101 VENICE 01	318	0	43				
2102 VENICE 02	20	0	0				
2103 VENICE 03	248	0	26				
2104 VENICE 04	163	0	30				

REP. GENERAL ASSEMBLY 100TH REPRESENTATIVE DISTRICT	VOTES			PERCENT	VOTES	PERCENT
Vote for not more than 1						
01 = NO CANDIDATE FILED				0		
02 = OVER VOTES				0		
					03 = UNDER VOTES	1,093
	01	02	03			
1503 FORT RUSSELL 03	0	0	53			
1504 FORT RUSSELL 04	0	0	66			
1505 FORT RUSSELL 05	0	0	14			
1506 FORT RUSSELL 06	0	0	25			
1507 FORT RUSSELL 07	0	0	55			
1601 MORO 01	0	0	45			
1602 MORO 02	0	0	44			
1603 MORO 03	0	0	71			
2001 FOSTER 01	0	0	67			
2002 FOSTER 02	0	0	55			
2003 FOSTER 03	0	0	39			
2004 FOSTER 04	0	0	32			
2401 GODFREY 01	0	0	8			
2403 GODFREY 03	0	0	12			
2404 GODFREY 04	0	0	63			
2407 GODFREY 07	0	0	62			
2408 GODFREY 08	0	0	65			
2409 GODFREY 09	0	0	64			
2410 GODFREY 10	0	0	60			
2411 GODFREY 11	0	0	13			
2412 GODFREY 12	0	0	51			
2413 GODFREY 13	0	0	56			
2414 GODFREY 14	0	0	73			

	VOTES PERCENT			VOTES PERCENT	
REP. GENERAL ASSEMBLY 109TH REPRESENTITIVE DISTRICT					
Vote for not more than 1					
01 = NO CANDIDATE FILED			0		
02 = OVER VOTES			0	03 = UNDER VOTES	1,905
	01	02	03		
0101 HELVETIA 01	0	0	28		
0102 HELVETIA 02	0	0	55		
0103 HELVETIA 03	0	0	52		
0104 HELVETIA 04	0	0	38		
0105 HELVETIA 05	0	0	49		
0106 HELVETIA 06	0	0	52		
0201 SALINE 01	0	0	41		
0202 SALINE 02	0	0	44		
0203 SALINE 03	0	0	41		
0204 SALINE 04	0	0	31		
0205 SALINE 05	0	0	54		
0301 LEEF 01	0	0	13		
0401 NEW DOUGLAS 01	0	0	17		
0501 ST. JACOB 01	0	0	63		
0502 ST. JACOB 02	0	0	38		
0601 MARINE 01	0	0	42		
0602 MARINE 02	0	0	22		
0701 ALHAMBRA 01	0	0	86		
0801 OLIVE 01	0	0	57		
0802 OLIVE 02	0	0	25		
0901 JARVIS 01	0	0	50		
0902 JARVIS 02	0	0	34		
0903 JARVIS 03	0	0	35		
0904 JARVIS 04	0	0	44		
0905 JARVIS 05	0	0	39		
0906 JARVIS 06	0	0	27		
0907 JARVIS 07	0	0	28		
0908 JARVIS 08	0	0	29		
0909 JARVIS 09	0	0	57		
0910 JARVIS 10	0	0	34		
0911 JARVIS 11	0	0	34		
0912 JARVIS 12	0	0	36		
1001 PIN OAK 01	0	0	54		
1002 PIN OAK 02	0	0	78		
1003 PIN OAK 03	0	0	60		
1101 HAMEL 01	0	0	35		
1102 HAMEL 02	0	0	72		
1201 OMPHGENT 01	0	0	47		
1202 OMPHGENT 02	0	0	38		
1309 COLLINSVILLE 09	0	0	39		
1312 COLLINSVILLE 12	0	0	40		
1318 COLLINSVILLE 18	0	0	75		
1320 COLLINSVILLE 20	0	0	20		
1501 FORT RUSSELL 01	0	0	52		

	VOTES	PERCENT	VOTES	PERCENT
REP. GENERAL ASSEMBLY 111TH REPRESENTATIVE DISTRICT				
Vote for not more than 1				
01 = JOE SILKWOOD	4,546	100.00		
02 = OVER VOTES	0		03 = UNDER VOTES	431

	01	02	03
1310 COLLINSVILLE 10	92	0	10
1317 COLLINSVILLE 17	12	0	4
1321 COLLINSVILLE 21	44	0	0
1323 COLLINSVILLE 23	29	0	1
1407 EDWARDSVILLE 07	90	0	7
1410 EDWARDSVILLE 10	97	0	6
1411 EDWARDSVILLE 11	55	0	2
1412 EDWARDSVILLE 12	7	0	1
1418 EDWARDSVILLE 18	76	0	3
1420 EDWARDSVILLE 20	37	0	5
1422 EDWARDSVILLE 22	62	0	2
1425 EDWARDSVILLE 25	1	0	0
1501 FORT RUSSELL 01	29	0	6
1502 FORT RUSSELL 02	34	0	2
1504 FORT RUSSELL 04	0	0	0
1506 FORT RUSSELL 06	20	0	0
1701 NAMEOKI 01	40	0	4
1703 NAMEOKI 03	58	0	7
1705 NAMEOKI 05	35	0	3
1706 NAMEOKI 06	34	0	8
1707 NAMEOKI 07	0	0	0
1708 NAMEOKI 08	24	0	5
1801 CHOUTEAU 01	44	0	0
1802 CHOUTEAU 02	34	0	4
1803 CHOUTEAU 03	24	0	3
1804 CHOUTEAU 04	30	0	0
1805 CHOUTEAU 05	35	0	2
1806 CHOUTEAU 06	41	0	6
1901 WOOD RIVER 01	39	0	3
1902 WOOD RIVER 02	50	0	0
1903 WOOD RIVER 03	51	0	5
1904 WOOD RIVER 04	62	0	5
1905 WOOD RIVER 05	41	0	2
1906 WOOD RIVER 06	62	0	0
1907 WOOD RIVER 07	55	0	7
1908 WOOD RIVER 08	60	0	4
1909 WOOD RIVER 09	32	0	3
1910 WOOD RIVER 10	100	0	7
1911 WOOD RIVER 11	37	0	7
1912 WOOD RIVER 12	42	0	7
1913 WOOD RIVER 13	65	0	4
1914 WOOD RIVER 14	65	0	5
1915 WOOD RIVER 15	21	0	0
1916 WOOD RIVER 16	42	0	2
1917 WOOD RIVER 17	24	0	0
1918 WOOD RIVER 18	35	0	2
1919 WOOD RIVER 19	67	0	3
1920 WOOD RIVER 20	37	0	5
1921 WOOD RIVER 21	58	0	8
2002 FOSTER 02	0	0	0
2102 VENICE 02	4	0	1
2201 GRANITE CITY 01	6	0	0
2202 GRANITE CITY 02	92	0	14
2203 GRANITE CITY 03	91	0	17

	VOTES	PERCENT	VOTES	PERCENT
REP. GENERAL ASSEMBLY 111TH REPRESENTATIVE DISTRICT				
Vote for not more than 1				
01 = JOE SILKWOOD	4,546	100.00		
02 = OVER VOTES	0			
			03 = UNDER VOTES	431
(CONTINUED FROM PREVIOUS PAGE)				
	01	02	03	
2204 GRANITE CITY 04	95	0	12	
2205 GRANITE CITY 05	75	0	8	
2206 GRANITE CITY 06	74	0	12	
2208 GRANITE CITY 08	29	0	5	
2209 GRANITE CITY 09	73	0	12	
2210 GRANITE CITY 10	68	0	5	
2212 GRANITE CITY 12	63	0	3	
2214 GRANITE CITY 14	69	0	8	
2215 GRANITE CITY 15	5	0	1	
2216 GRANITE CITY 16	60	0	2	
2217 GRANITE CITY 17	92	0	14	
2301 ALTON 01	85	0	12	
2302 ALTON 02	28	0	0	
2303 ALTON 03	99	0	3	
2304 ALTON 04	49	0	12	
2305 ALTON 05	72	0	4	
2306 ALTON 06	66	0	3	
2307 ALTON 07	78	0	13	
2308 ALTON 08	49	0	5	
2309 ALTON 09	84	0	8	
2310 ALTON 10	61	0	3	
2311 ALTON 11	107	0	7	
2312 ALTON 12	111	0	6	
2313 ALTON 13	100	0	12	
2314 ALTON 14	59	0	4	
2315 ALTON 15	83	0	10	
2316 ALTON 16	56	0	7	
2317 ALTON 17	99	0	9	
2401 GODFREY 01	51	0	4	
2402 GODFREY 02	24	0	2	
2403 GODFREY 03	48	0	4	
2405 GODFREY 05	57	0	5	
2406 GODFREY 06	55	0	14	

REP. GENERAL ASSEMBLY 112TH REPRESENTATIVE DISTRICT

Vote for not more than 1				
01 = KATIE STUART	3,681	100.00		
02 = OVER VOTES	0		03 = UNDER VOTES	168

 01 02 03

1301 COLLINSVILLE 01	53	0	1
1302 COLLINSVILLE 02	74	0	2
1303 COLLINSVILLE 03	49	0	1
1304 COLLINSVILLE 04	73	0	2
1305 COLLINSVILLE 05	49	0	3
1306 COLLINSVILLE 06	64	0	0
1307 COLLINSVILLE 07	75	0	2
1308 COLLINSVILLE 08	60	0	2
1309 COLLINSVILLE 09	29	0	2
1311 COLLINSVILLE 11	89	0	3
1312 COLLINSVILLE 12	20	0	2
1313 COLLINSVILLE 13	60	0	8
1314 COLLINSVILLE 14	54	0	0
1315 COLLINSVILLE 15	53	0	4
1316 COLLINSVILLE 16	34	0	1
1317 COLLINSVILLE 17	82	0	1
1319 COLLINSVILLE 19	31	0	4
1320 COLLINSVILLE 20	57	0	1
1321 COLLINSVILLE 21	26	0	2
1322 COLLINSVILLE 22	80	0	2
1323 COLLINSVILLE 23	53	0	0
1324 COLLINSVILLE 24	74	0	2
1325 COLLINSVILLE 25	58	0	5
1401 EDWARDSVILLE 01	145	0	10
1402 EDWARDSVILLE 02	132	0	4
1403 EDWARDSVILLE 03	121	0	1
1404 EDWARDSVILLE 04	106	0	4
1405 EDWARDSVILLE 05	111	0	3
1406 EDWARDSVILLE 06	93	0	3
1407 EDWARDSVILLE 07	1	0	0
1408 EDWARDSVILLE 08	133	0	3
1409 EDWARDSVILLE 09	91	0	3
1411 EDWARDSVILLE 11	37	0	4
1412 EDWARDSVILLE 12	11	0	0
1413 EDWARDSVILLE 13	76	0	2
1414 EDWARDSVILLE 14	141	0	4
1415 EDWARDSVILLE 15	108	0	6
1416 EDWARDSVILLE 16	123	0	5
1417 EDWARDSVILLE 17	98	0	5
1419 EDWARDSVILLE 19	60	0	3
1420 EDWARDSVILLE 20	43	0	3
1421 EDWARDSVILLE 21	76	0	2
1423 EDWARDSVILLE 23	102	0	6
1424 EDWARDSVILLE 24	45	0	5
1425 EDWARDSVILLE 25	69	0	4
1426 EDWARDSVILLE 26	51	0	0
1702 NAMEOKI 02	69	0	3
1704 NAMEOKI 04	15	0	1
1707 NAMEOKI 07	61	0	5
2102 VENICE 02	7	0	2
2201 GRANITE CITY 01	40	0	5
2207 GRANITE CITY 07	55	0	10
2211 GRANITE CITY 11	58	0	2
2213 GRANITE CITY 13	49	0	7

	VOTES	PERCENT		VOTES	PERCENT
REP. GENERAL ASSEMBLY 112TH REPRESENTATIVE DISTRICT					
Vote for not more than 1					
01 = KATIE STUART	3,681	100.00			
02 = OVER VOTES	0		03 = UNDER VOTES	168	
(CONTINUED FROM PREVIOUS PAGE)					
	01	02	03		
2215 GRANITE CITY 15	57	0	3		

COUNTY CLERK AND RECORDER		VOTES	PERCENT		VOTES	PERCENT
Vote for not more than 1						
01 = DEBBIE MING-MENDOZA		11,915	100.00			
02 = OVER VOTES		0		03 = UNDER VOTES	757	

	01	02	03
0101 HELVETIA 01	22	0	6
0102 HELVETIA 02	51	0	4
0103 HELVETIA 03	48	0	4
0104 HELVETIA 04	35	0	3
0105 HELVETIA 05	44	0	5
0106 HELVETIA 06	47	0	5
0201 SALINE 01	35	0	6
0202 SALINE 02	43	0	1
0203 SALINE 03	38	0	3
0204 SALINE 04	29	0	2
0205 SALINE 05	47	0	7
0301 LEEF 01	12	0	1
0401 NEW DOUGLAS 01	16	0	1
0501 ST. JACOB 01	61	0	2
0502 ST. JACOB 02	35	0	3
0601 MARINE 01	38	0	4
0602 MARINE 02	22	0	0
0701 ALHAMBRA 01	82	0	4
0801 OLIVE 01	54	0	3
0802 OLIVE 02	24	0	1
0901 JARVIS 01	47	0	3
0902 JARVIS 02	33	0	1
0903 JARVIS 03	33	0	2
0904 JARVIS 04	42	0	2
0905 JARVIS 05	37	0	2
0906 JARVIS 06	27	0	0
0907 JARVIS 07	27	0	1
0908 JARVIS 08	27	0	2
0909 JARVIS 09	48	0	9
0910 JARVIS 10	31	0	3
0911 JARVIS 11	34	0	0
0912 JARVIS 12	34	0	2
1001 PIN OAK 01	52	0	2
1002 PIN OAK 02	71	0	7
1003 PIN OAK 03	58	0	2
1101 HAMEL 01	32	0	3
1102 HAMEL 02	68	0	4
1201 OMPHGENT 01	46	0	1
1202 OMPHGENT 02	37	0	1
1301 COLLINSVILLE 01	54	0	0
1302 COLLINSVILLE 02	73	0	3
1303 COLLINSVILLE 03	48	0	2
1304 COLLINSVILLE 04	73	0	2
1305 COLLINSVILLE 05	49	0	3
1306 COLLINSVILLE 06	60	0	4
1307 COLLINSVILLE 07	74	0	3
1308 COLLINSVILLE 08	61	0	1
1309 COLLINSVILLE 09	69	0	1
1310 COLLINSVILLE 10	95	0	7
1311 COLLINSVILLE 11	89	0	3
1312 COLLINSVILLE 12	60	0	2
1313 COLLINSVILLE 13	65	0	3
1314 COLLINSVILLE 14	54	0	0
1315 COLLINSVILLE 15	53	0	4

NUMBERED KEY CANVASS

2022 General Primary Election
Madison County, Illinois
June 28, 2022
DEMOCRATIC

Official Results

	VOTES		PERCENT		VOTES		PERCENT
REP. GENERAL ASSEMBLY 113TH REPRESENTATIVE DISTRICT							
Vote for not more than 1							
01 = JAY HOFFMAN		737	100.00				
02 = OVER VOTES		0		03 = UNDER VOTES	111		
	01	02	03				
2101 VENICE 01	308	0	53				
2102 VENICE 02	20	0	0				
2103 VENICE 03	245	0	29				
2104 VENICE 04	164	0	29				

COUNTY CLERK AND RECORDER

Vote for not more than 1
 01 = DEBBIE MING-MENDOZA
 02 = OVER VOTES

VOTES PERCENT
 11,915 100.00
 0

03 = UNDER VOTES

VOTES PERCENT
 757

(CONTINUED FROM PREVIOUS PAGE)

	01	02	03
1801 CHOUTEAU 01	44	0	0
1802 CHOUTEAU 02	36	0	2
1803 CHOUTEAU 03	25	0	2
1804 CHOUTEAU 04	26	0	4
1805 CHOUTEAU 05	35	0	2
1806 CHOUTEAU 06	43	0	4
1901 WOOD RIVER 01	41	0	1
1902 WOOD RIVER 02	50	0	0
1903 WOOD RIVER 03	53	0	3
1904 WOOD RIVER 04	63	0	4
1905 WOOD RIVER 05	40	0	3
1906 WOOD RIVER 06	61	0	1
1907 WOOD RIVER 07	57	0	5
1908 WOOD RIVER 08	60	0	4
1909 WOOD RIVER 09	34	0	1
1910 WOOD RIVER 10	99	0	8
1911 WOOD RIVER 11	40	0	4
1912 WOOD RIVER 12	45	0	4
1913 WOOD RIVER 13	61	0	8
1914 WOOD RIVER 14	67	0	3
1915 WOOD RIVER 15	21	0	0
1916 WOOD RIVER 16	42	0	2
1917 WOOD RIVER 17	24	0	0
1918 WOOD RIVER 18	36	0	1
1919 WOOD RIVER 19	66	0	4
1920 WOOD RIVER 20	40	0	2
1921 WOOD RIVER 21	59	0	7
2001 FOSTER 01	62	0	5
2002 FOSTER 02	54	0	1
2003 FOSTER 03	35	0	4
2004 FOSTER 04	30	0	2
2101 VENICE 01	308	0	53
2102 VENICE 02	31	0	3
2103 VENICE 03	253	0	21
2104 VENICE 04	165	0	28
2201 GRANITE CITY 01	48	0	3
2202 GRANITE CITY 02	103	0	3
2203 GRANITE CITY 03	103	0	5
2204 GRANITE CITY 04	103	0	4
2205 GRANITE CITY 05	78	0	5
2206 GRANITE CITY 06	80	0	6
2207 GRANITE CITY 07	61	0	4
2208 GRANITE CITY 08	30	0	4
2209 GRANITE CITY 09	79	0	6
2210 GRANITE CITY 10	69	0	4
2211 GRANITE CITY 11	58	0	2
2212 GRANITE CITY 12	65	0	1
2213 GRANITE CITY 13	54	0	2
2214 GRANITE CITY 14	74	0	3
2215 GRANITE CITY 15	63	0	3
2216 GRANITE CITY 16	61	0	1
2217 GRANITE CITY 17	97	0	9
2301 ALTON 01	91	0	6
2302 ALTON 02	28	0	0

NUMBERED KEY CANVASS

2022 General Primary Election
 Madison County, Illinois
 June 28, 2022
 DEMOCRATIC

Official Results

	VOTES	PERCENT	VOTES	PERCENT
COUNTY CLERK AND RECORDER				
Vote for not more than 1				
01 = DEBBIE MING-MENDOZA	11,915	100.00		
02 = OVER VOTES	0		03 = UNDER VOTES	757
(CONTINUED FROM PREVIOUS PAGE)	01	02	03	
1316 COLLINSVILLE 16	35	0	0	
1317 COLLINSVILLE 17	90	0	9	
1318 COLLINSVILLE 18	70	0	5	
1319 COLLINSVILLE 19	31	0	4	
1320 COLLINSVILLE 20	71	0	7	
1321 COLLINSVILLE 21	68	0	4	
1322 COLLINSVILLE 22	80	0	2	
1323 COLLINSVILLE 23	80	0	3	
1324 COLLINSVILLE 24	74	0	2	
1325 COLLINSVILLE 25	58	0	5	
1401 EDWARDSVILLE 01	145	0	10	
1402 EDWARDSVILLE 02	131	0	5	
1403 EDWARDSVILLE 03	116	0	6	
1404 EDWARDSVILLE 04	103	0	7	
1405 EDWARDSVILLE 05	110	0	4	
1406 EDWARDSVILLE 06	92	0	4	
1407 EDWARDSVILLE 07	94	0	4	
1408 EDWARDSVILLE 08	129	0	7	
1409 EDWARDSVILLE 09	90	0	4	
1410 EDWARDSVILLE 10	100	0	3	
1411 EDWARDSVILLE 11	94	0	4	
1412 EDWARDSVILLE 12	18	0	1	
1413 EDWARDSVILLE 13	76	0	2	
1414 EDWARDSVILLE 14	140	0	5	
1415 EDWARDSVILLE 15	104	0	10	
1416 EDWARDSVILLE 16	120	0	8	
1417 EDWARDSVILLE 17	95	0	8	
1418 EDWARDSVILLE 18	76	0	3	
1419 EDWARDSVILLE 19	60	0	3	
1420 EDWARDSVILLE 20	82	0	6	
1421 EDWARDSVILLE 21	76	0	2	
1422 EDWARDSVILLE 22	62	0	2	
1423 EDWARDSVILLE 23	96	0	12	
1424 EDWARDSVILLE 24	49	0	1	
1425 EDWARDSVILLE 25	70	0	4	
1426 EDWARDSVILLE 26	49	0	2	
1501 FORT RUSSELL 01	79	0	8	
1502 FORT RUSSELL 02	34	0	2	
1503 FORT RUSSELL 03	50	0	3	
1504 FORT RUSSELL 04	64	0	2	
1505 FORT RUSSELL 05	13	0	1	
1506 FORT RUSSELL 06	45	0	0	
1507 FORT RUSSELL 07	50	0	5	
1601 MORO 01	41	0	4	
1602 MORO 02	41	0	3	
1603 MORO 03	66	0	5	
1701 NAMEOKI 01	41	0	3	
1702 NAMEOKI 02	65	0	7	
1703 NAMEOKI 03	63	0	2	
1704 NAMEOKI 04	15	0	1	
1705 NAMEOKI 05	35	0	3	
1706 NAMEOKI 06	41	0	1	
1707 NAMEOKI 07	60	0	6	
1708 NAMEOKI 08	24	0	5	

COUNTY CLERK AND RECORDER			VOTES	PERCENT		VOTES	PERCENT
Vote for not more than 1							
01 = DEBBIE MING-MENDOZA			11,915	100.00			
02 = OVER VOTES			0		03 = UNDER VOTES	757	

(CONTINUED FROM PREVIOUS PAGE)	01	02	03
2303 ALTON 03	99	0	3
2304 ALTON 04	54	0	7
2305 ALTON 05	73	0	3
2306 ALTON 06	67	0	2
2307 ALTON 07	84	0	7
2308 ALTON 08	51	0	3
2309 ALTON 09	88	0	4
2310 ALTON 10	58	0	6
2311 ALTON 11	108	0	6
2312 ALTON 12	109	0	8
2313 ALTON 13	104	0	8
2314 ALTON 14	61	0	2
2315 ALTON 15	88	0	5
2316 ALTON 16	62	0	1
2317 ALTON 17	101	0	7
2401 GODFREY 01	58	0	5
2402 GODFREY 02	24	0	2
2403 GODFREY 03	60	0	4
2404 GODFREY 04	62	0	1
2405 GODFREY 05	59	0	3
2406 GODFREY 06	62	0	7
2407 GODFREY 07	55	0	7
2408 GODFREY 08	62	0	3
2409 GODFREY 09	64	0	0
2410 GODFREY 10	59	0	1
2411 GODFREY 11	13	0	0
2412 GODFREY 12	50	0	1
2413 GODFREY 13	53	0	3
2414 GODFREY 14	71	0	2

NUMBERED KEY CANVASS

2022 General Primary Election
 Madison County, Illinois
 June 28, 2022
 DEMOCRATIC

Official Results

	VOTES	PERCENT	VOTES	PERCENT
COUNTY TREASURER				
Vote for not more than 1				
01 = NO CANDIDATE FILED	0			
02 = OVER VOTES	0		03 = UNDER VOTES	12,672
	01	02	03	
0101 HELVETIA 01	0	0	28	
0102 HELVETIA 02	0	0	55	
0103 HELVETIA 03	0	0	52	
0104 HELVETIA 04	0	0	38	
0105 HELVETIA 05	0	0	49	
0106 HELVETIA 06	0	0	52	
0201 SALINE 01	0	0	41	
0202 SALINE 02	0	0	44	
0203 SALINE 03	0	0	41	
0204 SALINE 04	0	0	31	
0205 SALINE 05	0	0	54	
0301 LEEF 01	0	0	13	
0401 NEW DOUGLAS 01	0	0	17	
0501 ST. JACOB 01	0	0	63	
0502 ST. JACOB 02	0	0	38	
0601 MARINE 01	0	0	42	
0602 MARINE 02	0	0	22	
0701 ALHAMBRA 01	0	0	86	
0801 OLIVE 01	0	0	57	
0802 OLIVE 02	0	0	25	
0901 JARVIS 01	0	0	50	
0902 JARVIS 02	0	0	34	
0903 JARVIS 03	0	0	35	
0904 JARVIS 04	0	0	44	
0905 JARVIS 05	0	0	39	
0906 JARVIS 06	0	0	27	
0907 JARVIS 07	0	0	28	
0908 JARVIS 08	0	0	29	
0909 JARVIS 09	0	0	57	
0910 JARVIS 10	0	0	34	
0911 JARVIS 11	0	0	34	
0912 JARVIS 12	0	0	36	
1001 PIN OAK 01	0	0	54	
1002 PIN OAK 02	0	0	78	
1003 PIN OAK 03	0	0	60	
1101 HAMEL 01	0	0	35	
1102 HAMEL 02	0	0	72	
1201 OMPHGENT 01	0	0	47	
1202 OMPHGENT 02	0	0	38	
1301 COLLINSVILLE 01	0	0	54	
1302 COLLINSVILLE 02	0	0	76	
1303 COLLINSVILLE 03	0	0	50	
1304 COLLINSVILLE 04	0	0	75	
1305 COLLINSVILLE 05	0	0	52	
1306 COLLINSVILLE 06	0	0	64	
1307 COLLINSVILLE 07	0	0	77	
1308 COLLINSVILLE 08	0	0	62	
1309 COLLINSVILLE 09	0	0	70	
1310 COLLINSVILLE 10	0	0	102	
1311 COLLINSVILLE 11	0	0	92	
1312 COLLINSVILLE 12	0	0	62	
1313 COLLINSVILLE 13	0	0	68	
1314 COLLINSVILLE 14	0	0	54	
1315 COLLINSVILLE 15	0	0	57	

COUNTY TREASURER	VOTES	PERCENT	VOTES	PERCENT
Vote for not more than 1				
01 = NO CANDIDATE FILED	0			
02 = OVER VOTES	0		03 = UNDER VOTES	12,672

(CONTINUED FROM PREVIOUS PAGE)

	01	02	03
1316 COLLINSVILLE 16	0	0	35
1317 COLLINSVILLE 17	0	0	99
1318 COLLINSVILLE 18	0	0	75
1319 COLLINSVILLE 19	0	0	35
1320 COLLINSVILLE 20	0	0	78
1321 COLLINSVILLE 21	0	0	72
1322 COLLINSVILLE 22	0	0	82
1323 COLLINSVILLE 23	0	0	83
1324 COLLINSVILLE 24	0	0	76
1325 COLLINSVILLE 25	0	0	63
1401 EDWARDSVILLE 01	0	0	155
1402 EDWARDSVILLE 02	0	0	136
1403 EDWARDSVILLE 03	0	0	122
1404 EDWARDSVILLE 04	0	0	110
1405 EDWARDSVILLE 05	0	0	114
1406 EDWARDSVILLE 06	0	0	96
1407 EDWARDSVILLE 07	0	0	98
1408 EDWARDSVILLE 08	0	0	136
1409 EDWARDSVILLE 09	0	0	94
1410 EDWARDSVILLE 10	0	0	103
1411 EDWARDSVILLE 11	0	0	98
1412 EDWARDSVILLE 12	0	0	19
1413 EDWARDSVILLE 13	0	0	78
1414 EDWARDSVILLE 14	0	0	145
1415 EDWARDSVILLE 15	0	0	114
1416 EDWARDSVILLE 16	0	0	128
1417 EDWARDSVILLE 17	0	0	103
1418 EDWARDSVILLE 18	0	0	79
1419 EDWARDSVILLE 19	0	0	63
1420 EDWARDSVILLE 20	0	0	88
1421 EDWARDSVILLE 21	0	0	78
1422 EDWARDSVILLE 22	0	0	64
1423 EDWARDSVILLE 23	0	0	108
1424 EDWARDSVILLE 24	0	0	50
1425 EDWARDSVILLE 25	0	0	74
1426 EDWARDSVILLE 26	0	0	51
1501 FORT RUSSELL 01	0	0	87
1502 FORT RUSSELL 02	0	0	36
1503 FORT RUSSELL 03	0	0	53
1504 FORT RUSSELL 04	0	0	66
1505 FORT RUSSELL 05	0	0	14
1506 FORT RUSSELL 06	0	0	45
1507 FORT RUSSELL 07	0	0	55
1601 MORO 01	0	0	45
1602 MORO 02	0	0	44
1603 MORO 03	0	0	71
1701 NAMEOKI 01	0	0	44
1702 NAMEOKI 02	0	0	72
1703 NAMEOKI 03	0	0	65
1704 NAMEOKI 04	0	0	16
1705 NAMEOKI 05	0	0	38
1706 NAMEOKI 06	0	0	42
1707 NAMEOKI 07	0	0	66
1708 NAMEOKI 08	0	0	29

	VOTES	PERCENT	VOTES	PERCENT
COUNTY TREASURER				
Vote for not more than 1				
01 = NO CANDIDATE FILED	0			
02 = OVER VOTES	0		03 = UNDER VOTES	12,672

(CONTINUED FROM PREVIOUS PAGE)	01	02	03
1801 CHOUTEAU 01	0	0	44
1802 CHOUTEAU 02	0	0	38
1803 CHOUTEAU 03	0	0	27
1804 CHOUTEAU 04	0	0	30
1805 CHOUTEAU 05	0	0	37
1806 CHOUTEAU 06	0	0	47
1901 WOOD RIVER 01	0	0	42
1902 WOOD RIVER 02	0	0	50
1903 WOOD RIVER 03	0	0	56
1904 WOOD RIVER 04	0	0	67
1905 WOOD RIVER 05	0	0	43
1906 WOOD RIVER 06	0	0	62
1907 WOOD RIVER 07	0	0	62
1908 WOOD RIVER 08	0	0	64
1909 WOOD RIVER 09	0	0	35
1910 WOOD RIVER 10	0	0	107
1911 WOOD RIVER 11	0	0	44
1912 WOOD RIVER 12	0	0	49
1913 WOOD RIVER 13	0	0	69
1914 WOOD RIVER 14	0	0	70
1915 WOOD RIVER 15	0	0	21
1916 WOOD RIVER 16	0	0	44
1917 WOOD RIVER 17	0	0	24
1918 WOOD RIVER 18	0	0	37
1919 WOOD RIVER 19	0	0	70
1920 WOOD RIVER 20	0	0	42
1921 WOOD RIVER 21	0	0	66
2001 FOSTER 01	0	0	67
2002 FOSTER 02	0	0	55
2003 FOSTER 03	0	0	39
2004 FOSTER 04	0	0	32
2101 VENICE 01	0	0	361
2102 VENICE 02	0	0	34
2103 VENICE 03	0	0	274
2104 VENICE 04	0	0	193
2201 GRANITE CITY 01	0	0	51
2202 GRANITE CITY 02	0	0	106
2203 GRANITE CITY 03	0	0	108
2204 GRANITE CITY 04	0	0	107
2205 GRANITE CITY 05	0	0	83
2206 GRANITE CITY 06	0	0	86
2207 GRANITE CITY 07	0	0	65
2208 GRANITE CITY 08	0	0	34
2209 GRANITE CITY 09	0	0	85
2210 GRANITE CITY 10	0	0	73
2211 GRANITE CITY 11	0	0	60
2212 GRANITE CITY 12	0	0	66
2213 GRANITE CITY 13	0	0	56
2214 GRANITE CITY 14	0	0	77
2215 GRANITE CITY 15	0	0	66
2216 GRANITE CITY 16	0	0	62
2217 GRANITE CITY 17	0	0	106
2301 ALTON 01	0	0	97
2302 ALTON 02	0	0	28

NUMBERED KEY CANVASS

2022 General Primary Election
 Madison County, Illinois
 June 28, 2022
 DEMOCRATIC

Official Results

	VOTES	PERCENT	VOTES	PERCENT
COUNTY TREASURER				
Vote for not more than 1				
01 = NO CANDIDATE FILED	0			
02 = OVER VOTES	0		03 = UNDER VOTES	12.672

(CONTINUED FROM PREVIOUS PAGE)

	01	02	03
2303 ALTON 03	0	0	102
2304 ALTON 04	0	0	61
2305 ALTON 05	0	0	76
2306 ALTON 06	0	0	69
2307 ALTON 07	0	0	91
2308 ALTON 08	0	0	54
2309 ALTON 09	0	0	92
2310 ALTON 10	0	0	64
2311 ALTON 11	0	0	114
2312 ALTON 12	0	0	117
2313 ALTON 13	0	0	112
2314 ALTON 14	0	0	63
2315 ALTON 15	0	0	93
2316 ALTON 16	0	0	63
2317 ALTON 17	0	0	108
2401 GODFREY 01	0	0	63
2402 GODFREY 02	0	0	26
2403 GODFREY 03	0	0	64
2404 GODFREY 04	0	0	63
2405 GODFREY 05	0	0	62
2406 GODFREY 06	0	0	69
2407 GODFREY 07	0	0	62
2408 GODFREY 08	0	0	65
2409 GODFREY 09	0	0	64
2410 GODFREY 10	0	0	60
2411 GODFREY 11	0	0	13
2412 GODFREY 12	0	0	51
2413 GODFREY 13	0	0	56
2414 GODFREY 14	0	0	73

SHERIFF

Vote for not more than 1

01 = NO CANDIDATE FILED

02 = OVER VOTES

VOTES PERCENT

VOTES PERCENT

0

0

03 = UNDER VOTES

12,672

01 02 03

0101 HELVETIA 01	0	0	28
0102 HELVETIA 02	0	0	55
0103 HELVETIA 03	0	0	52
0104 HELVETIA 04	0	0	38
0105 HELVETIA 05	0	0	49
0106 HELVETIA 06	0	0	52
0201 SALINE 01	0	0	41
0202 SALINE 02	0	0	44
0203 SALINE 03	0	0	41
0204 SALINE 04	0	0	31
0205 SALINE 05	0	0	54
0301 LEEF 01	0	0	13
0401 NEW DOUGLAS 01	0	0	17
0501 ST. JACOB 01	0	0	63
0502 ST. JACOB 02	0	0	38
0601 MARINE 01	0	0	42
0602 MARINE 02	0	0	22
0701 ALHAMBRA 01	0	0	86
0801 OLIVE 01	0	0	57
0802 OLIVE 02	0	0	25
0901 JARVIS 01	0	0	50
0902 JARVIS 02	0	0	34
0903 JARVIS 03	0	0	35
0904 JARVIS 04	0	0	44
0905 JARVIS 05	0	0	39
0906 JARVIS 06	0	0	27
0907 JARVIS 07	0	0	28
0908 JARVIS 08	0	0	29
0909 JARVIS 09	0	0	57
0910 JARVIS 10	0	0	34
0911 JARVIS 11	0	0	34
0912 JARVIS 12	0	0	36
1001 PIN OAK 01	0	0	54
1002 PIN OAK 02	0	0	78
1003 PIN OAK 03	0	0	60
1101 HAMEL 01	0	0	35
1102 HAMEL 02	0	0	72
1201 OMPHGENT 01	0	0	47
1202 OMPHGENT 02	0	0	38
1301 COLLINSVILLE 01	0	0	54
1302 COLLINSVILLE 02	0	0	76
1303 COLLINSVILLE 03	0	0	50
1304 COLLINSVILLE 04	0	0	75
1305 COLLINSVILLE 05	0	0	52
1306 COLLINSVILLE 06	0	0	64
1307 COLLINSVILLE 07	0	0	77
1308 COLLINSVILLE 08	0	0	62
1309 COLLINSVILLE 09	0	0	70
1310 COLLINSVILLE 10	0	0	102
1311 COLLINSVILLE 11	0	0	92
1312 COLLINSVILLE 12	0	0	62
1313 COLLINSVILLE 13	0	0	68
1314 COLLINSVILLE 14	0	0	54
1315 COLLINSVILLE 15	0	0	57

	VOTES	PERCENT	VOTES	PERCENT
SHERIFF				
Vote for not more than 1				
01 = NO CANDIDATE FILED	0			
02 = OVER VOTES	0		03 = UNDER VOTES	12,672
(CONTINUED FROM PREVIOUS PAGE)				
	01	02	03	
1316 COLLINSVILLE 16	0	0	35	
1317 COLLINSVILLE 17	0	0	99	
1318 COLLINSVILLE 18	0	0	75	
1319 COLLINSVILLE 19	0	0	35	
1320 COLLINSVILLE 20	0	0	78	
1321 COLLINSVILLE 21	0	0	72	
1322 COLLINSVILLE 22	0	0	82	
1323 COLLINSVILLE 23	0	0	83	
1324 COLLINSVILLE 24	0	0	76	
1325 COLLINSVILLE 25	0	0	63	
1401 EDWARDSVILLE 01	0	0	155	
1402 EDWARDSVILLE 02	0	0	136	
1403 EDWARDSVILLE 03	0	0	122	
1404 EDWARDSVILLE 04	0	0	110	
1405 EDWARDSVILLE 05	0	0	114	
1406 EDWARDSVILLE 06	0	0	96	
1407 EDWARDSVILLE 07	0	0	98	
1408 EDWARDSVILLE 08	0	0	136	
1409 EDWARDSVILLE 09	0	0	94	
1410 EDWARDSVILLE 10	0	0	103	
1411 EDWARDSVILLE 11	0	0	98	
1412 EDWARDSVILLE 12	0	0	19	
1413 EDWARDSVILLE 13	0	0	78	
1414 EDWARDSVILLE 14	0	0	145	
1415 EDWARDSVILLE 15	0	0	114	
1416 EDWARDSVILLE 16	0	0	128	
1417 EDWARDSVILLE 17	0	0	103	
1418 EDWARDSVILLE 18	0	0	79	
1419 EDWARDSVILLE 19	0	0	63	
1420 EDWARDSVILLE 20	0	0	88	
1421 EDWARDSVILLE 21	0	0	78	
1422 EDWARDSVILLE 22	0	0	64	
1423 EDWARDSVILLE 23	0	0	108	
1424 EDWARDSVILLE 24	0	0	50	
1425 EDWARDSVILLE 25	0	0	74	
1426 EDWARDSVILLE 26	0	0	51	
1501 FORT RUSSELL 01	0	0	87	
1502 FORT RUSSELL 02	0	0	36	
1503 FORT RUSSELL 03	0	0	53	
1504 FORT RUSSELL 04	0	0	66	
1505 FORT RUSSELL 05	0	0	14	
1506 FORT RUSSELL 06	0	0	45	
1507 FORT RUSSELL 07	0	0	55	
1601 MORO 01	0	0	45	
1602 MORO 02	0	0	44	
1603 MORO 03	0	0	71	
1701 NAMEOKI 01	0	0	44	
1702 NAMEOKI 02	0	0	72	
1703 NAMEOKI 03	0	0	65	
1704 NAMEOKI 04	0	0	16	
1705 NAMEOKI 05	0	0	38	
1706 NAMEOKI 06	0	0	42	
1707 NAMEOKI 07	0	0	66	
1708 NAMEOKI 08	0	0	29	

VOTES PERCENT

VOTES PERCENT

SHERIFF

Vote for not more than 1

01 = NO CANDIDATE FILED

02 = OVER VOTES

0

0

03 = UNDER VOTES

12,672

(CONTINUED FROM PREVIOUS PAGE)

	01	02	03
--	----	----	----

1801 CHOUTEAU 01	0	0	44
1802 CHOUTEAU 02	0	0	38
1803 CHOUTEAU 03	0	0	27
1804 CHOUTEAU 04	0	0	30
1805 CHOUTEAU 05	0	0	37
1806 CHOUTEAU 06	0	0	47
1901 WOOD RIVER 01	0	0	42
1902 WOOD RIVER 02	0	0	50
1903 WOOD RIVER 03	0	0	56
1904 WOOD RIVER 04	0	0	67
1905 WOOD RIVER 05	0	0	43
1906 WOOD RIVER 06	0	0	62
1907 WOOD RIVER 07	0	0	62
1908 WOOD RIVER 08	0	0	64
1909 WOOD RIVER 09	0	0	35
1910 WOOD RIVER 10	0	0	107
1911 WOOD RIVER 11	0	0	44
1912 WOOD RIVER 12	0	0	49
1913 WOOD RIVER 13	0	0	69
1914 WOOD RIVER 14	0	0	70
1915 WOOD RIVER 15	0	0	21
1916 WOOD RIVER 16	0	0	44
1917 WOOD RIVER 17	0	0	24
1918 WOOD RIVER 18	0	0	37
1919 WOOD RIVER 19	0	0	70
1920 WOOD RIVER 20	0	0	42
1921 WOOD RIVER 21	0	0	66
2001 FOSTER 01	0	0	67
2002 FOSTER 02	0	0	55
2003 FOSTER 03	0	0	39
2004 FOSTER 04	0	0	32
2101 VENICE 01	0	0	361
2102 VENICE 02	0	0	34
2103 VENICE 03	0	0	274
2104 VENICE 04	0	0	193
2201 GRANITE CITY 01	0	0	51
2202 GRANITE CITY 02	0	0	106
2203 GRANITE CITY 03	0	0	108
2204 GRANITE CITY 04	0	0	107
2205 GRANITE CITY 05	0	0	83
2206 GRANITE CITY 06	0	0	86
2207 GRANITE CITY 07	0	0	65
2208 GRANITE CITY 08	0	0	34
2209 GRANITE CITY 09	0	0	85
2210 GRANITE CITY 10	0	0	73
2211 GRANITE CITY 11	0	0	60
2212 GRANITE CITY 12	0	0	66
2213 GRANITE CITY 13	0	0	56
2214 GRANITE CITY 14	0	0	77
2215 GRANITE CITY 15	0	0	66
2216 GRANITE CITY 16	0	0	62
2217 GRANITE CITY 17	0	0	106
2301 ALTON 01	0	0	97
2302 ALTON 02	0	0	28

SHERIFF	VOTES			PERCENT	VOTES			PERCENT
	01	02	03		01	02	03	
Vote for not more than 1								
01 = NO CANDIDATE FILED				0				
02 = OVER VOTES				0				
					03 = UNDER VOTES			12.672
(CONTINUED FROM PREVIOUS PAGE)								
2303 ALTON 03	0	0	102					
2304 ALTON 04	0	0	61					
2305 ALTON 05	0	0	76					
2306 ALTON 06	0	0	69					
2307 ALTON 07	0	0	91					
2308 ALTON 08	0	0	54					
2309 ALTON 09	0	0	92					
2310 ALTON 10	0	0	64					
2311 ALTON 11	0	0	114					
2312 ALTON 12	0	0	117					
2313 ALTON 13	0	0	112					
2314 ALTON 14	0	0	63					
2315 ALTON 15	0	0	93					
2316 ALTON 16	0	0	63					
2317 ALTON 17	0	0	108					
2401 GODFREY 01	0	0	63					
2402 GODFREY 02	0	0	26					
2403 GODFREY 03	0	0	64					
2404 GODFREY 04	0	0	63					
2405 GODFREY 05	0	0	62					
2406 GODFREY 06	0	0	69					
2407 GODFREY 07	0	0	62					
2408 GODFREY 08	0	0	65					
2409 GODFREY 09	0	0	64					
2410 GODFREY 10	0	0	60					
2411 GODFREY 11	0	0	13					
2412 GODFREY 12	0	0	51					
2413 GODFREY 13	0	0	56					
2414 GODFREY 14	0	0	73					

NUMBERED KEY CANVASS

2022 General Primary Election
Madison County, Illinois
June 28, 2022
DEMOCRATIC

Official Results

	VOTES	PERCENT		VOTES	PERCENT
REG SUPT OF SCHOOLS- (C, G, J, M)					
MULTI-COUNTY EDUCATIONAL SERVICE REGION					
Vote for not more than 1					
01 = MICHELLE MUELLER	93	100.00			
02 = OVER VOTES	0		03 = UNDER VOTES	14	
	01	02	03		
0401 NEW DOUGLAS 01	0	0	0		
0801 OLIVE 01	48	0	9		
0802 OLIVE 02	23	0	2		
1201 OMPHGENT 01	9	0	2		
1202 OMPHGENT 02	13	0	1		
1601 MORO 01	0	0	0		

REG. SUPT. OF SCHOOLS - MADISON
 COUNTY EDUCATIONAL SERVICE REGION

VOTES PERCENT

VOTES PERCENT

Vote for not more than 1
 01 = NO CANDIDATE FILED
 02 = OVER VOTES

0
 0

03 = UNDER VOTES

12,565

 01 02 03

0101 HELVETIA 01	0	0	28
0102 HELVETIA 02	0	0	55
0103 HELVETIA 03	0	0	52
0104 HELVETIA 04	0	0	38
0105 HELVETIA 05	0	0	49
0106 HELVETIA 06	0	0	52
0201 SALINE 01	0	0	41
0202 SALINE 02	0	0	44
0203 SALINE 03	0	0	41
0204 SALINE 04	0	0	31
0205 SALINE 05	0	0	54
0301 LEEF 01	0	0	13
0401 NEW DOUGLAS 01	0	0	17
0501 ST. JACOB 01	0	0	63
0502 ST. JACOB 02	0	0	38
0601 MARINE 01	0	0	42
0602 MARINE 02	0	0	22
0701 ALHAMBRA 01	0	0	86
0801 OLIVE 01	0	0	0
0901 JARVIS 01	0	0	50
0902 JARVIS 02	0	0	34
0903 JARVIS 03	0	0	35
0904 JARVIS 04	0	0	44
0905 JARVIS 05	0	0	39
0906 JARVIS 06	0	0	27
0907 JARVIS 07	0	0	28
0908 JARVIS 08	0	0	29
0909 JARVIS 09	0	0	57
0910 JARVIS 10	0	0	34
0911 JARVIS 11	0	0	34
0912 JARVIS 12	0	0	36
1001 PIN OAK 01	0	0	54
1002 PIN OAK 02	0	0	78
1003 PIN OAK 03	0	0	60
1101 HAMEL 01	0	0	35
1102 HAMEL 02	0	0	72
1201 OMPHGENT 01	0	0	36
1202 OMPHGENT 02	0	0	24
1301 COLLINSVILLE 01	0	0	54
1302 COLLINSVILLE 02	0	0	76
1303 COLLINSVILLE 03	0	0	50
1304 COLLINSVILLE 04	0	0	75
1305 COLLINSVILLE 05	0	0	52
1306 COLLINSVILLE 06	0	0	64
1307 COLLINSVILLE 07	0	0	77
1308 COLLINSVILLE 08	0	0	62
1309 COLLINSVILLE 09	0	0	70
1310 COLLINSVILLE 10	0	0	102
1311 COLLINSVILLE 11	0	0	92
1312 COLLINSVILLE 12	0	0	62
1313 COLLINSVILLE 13	0	0	68
1314 COLLINSVILLE 14	0	0	54
1315 COLLINSVILLE 15	0	0	57

REG. SUPT. OF SCHOOLS - MADISON
 COUNTY EDUCATIONAL SERVICE REGION

Vote for not more than 1
 01 = NO CANDIDATE FILED
 02 = OVER VOTES

VOTES PERCENT

VOTES PERCENT

0
 0

03 = UNDER VOTES

12,565

(CONTINUED FROM PREVIOUS PAGE)

01 02 03

	01	02	03
1316 COLLINSVILLE 16	0	0	35
1317 COLLINSVILLE 17	0	0	99
1318 COLLINSVILLE 18	0	0	75
1319 COLLINSVILLE 19	0	0	35
1320 COLLINSVILLE 20	0	0	78
1321 COLLINSVILLE 21	0	0	72
1322 COLLINSVILLE 22	0	0	82
1323 COLLINSVILLE 23	0	0	83
1324 COLLINSVILLE 24	0	0	76
1325 COLLINSVILLE 25	0	0	63
1401 EDWARDSVILLE 01	0	0	155
1402 EDWARDSVILLE 02	0	0	136
1403 EDWARDSVILLE 03	0	0	122
1404 EDWARDSVILLE 04	0	0	110
1405 EDWARDSVILLE 05	0	0	114
1406 EDWARDSVILLE 06	0	0	96
1407 EDWARDSVILLE 07	0	0	98
1408 EDWARDSVILLE 08	0	0	136
1409 EDWARDSVILLE 09	0	0	94
1410 EDWARDSVILLE 10	0	0	103
1411 EDWARDSVILLE 11	0	0	98
1412 EDWARDSVILLE 12	0	0	19
1413 EDWARDSVILLE 13	0	0	78
1414 EDWARDSVILLE 14	0	0	145
1415 EDWARDSVILLE 15	0	0	114
1416 EDWARDSVILLE 16	0	0	128
1417 EDWARDSVILLE 17	0	0	103
1418 EDWARDSVILLE 18	0	0	79
1419 EDWARDSVILLE 19	0	0	63
1420 EDWARDSVILLE 20	0	0	88
1421 EDWARDSVILLE 21	0	0	78
1422 EDWARDSVILLE 22	0	0	64
1423 EDWARDSVILLE 23	0	0	108
1424 EDWARDSVILLE 24	0	0	50
1425 EDWARDSVILLE 25	0	0	74
1426 EDWARDSVILLE 26	0	0	51
1501 FORT RUSSELL 01	0	0	87
1502 FORT RUSSELL 02	0	0	36
1503 FORT RUSSELL 03	0	0	53
1504 FORT RUSSELL 04	0	0	66
1505 FORT RUSSELL 05	0	0	14
1506 FORT RUSSELL 06	0	0	45
1507 FORT RUSSELL 07	0	0	55
1601 MORO 01	0	0	45
1602 MORO 02	0	0	44
1603 MORO 03	0	0	71
1701 NAMEOKI 01	0	0	44
1702 NAMEOKI 02	0	0	72
1703 NAMEOKI 03	0	0	65
1704 NAMEOKI 04	0	0	16
1705 NAMEOKI 05	0	0	38
1706 NAMEOKI 06	0	0	42
1707 NAMEOKI 07	0	0	66

	VOTES	PERCENT	VOTES	PERCENT
REG. SUPT. OF SCHOOLS - MADISON COUNTY EDUCATIONAL SERVICE REGION Vote for not more than 1 01 = NO CANDIDATE FILED	0			
02 = OVER VOTES	0		03 = UNDER VOTES	12.565

(CONTINUED FROM PREVIOUS PAGE)

	01	02	03
1708 NAMEOKI 08	0	0	29
1801 CHOUTEAU 01	0	0	44
1802 CHOUTEAU 02	0	0	38
1803 CHOUTEAU 03	0	0	27
1804 CHOUTEAU 04	0	0	30
1805 CHOUTEAU 05	0	0	37
1806 CHOUTEAU 06	0	0	47
1901 WOOD RIVER 01	0	0	42
1902 WOOD RIVER 02	0	0	50
1903 WOOD RIVER 03	0	0	56
1904 WOOD RIVER 04	0	0	67
1905 WOOD RIVER 05	0	0	43
1906 WOOD RIVER 06	0	0	62
1907 WOOD RIVER 07	0	0	62
1908 WOOD RIVER 08	0	0	64
1909 WOOD RIVER 09	0	0	35
1910 WOOD RIVER 10	0	0	107
1911 WOOD RIVER 11	0	0	44
1912 WOOD RIVER 12	0	0	49
1913 WOOD RIVER 13	0	0	69
1914 WOOD RIVER 14	0	0	70
1915 WOOD RIVER 15	0	0	21
1916 WOOD RIVER 16	0	0	44
1917 WOOD RIVER 17	0	0	24
1918 WOOD RIVER 18	0	0	37
1919 WOOD RIVER 19	0	0	70
1920 WOOD RIVER 20	0	0	42
1921 WOOD RIVER 21	0	0	66
2001 FOSTER 01	0	0	67
2002 FOSTER 02	0	0	55
2003 FOSTER 03	0	0	39
2004 FOSTER 04	0	0	32
2101 VENICE 01	0	0	361
2102 VENICE 02	0	0	34
2103 VENICE 03	0	0	274
2104 VENICE 04	0	0	193
2201 GRANITE CITY 01	0	0	51
2202 GRANITE CITY 02	0	0	106
2203 GRANITE CITY 03	0	0	108
2204 GRANITE CITY 04	0	0	107
2205 GRANITE CITY 05	0	0	83
2206 GRANITE CITY 06	0	0	86
2207 GRANITE CITY 07	0	0	65
2208 GRANITE CITY 08	0	0	34
2209 GRANITE CITY 09	0	0	85
2210 GRANITE CITY 10	0	0	73
2211 GRANITE CITY 11	0	0	60
2212 GRANITE CITY 12	0	0	66
2213 GRANITE CITY 13	0	0	56
2214 GRANITE CITY 14	0	0	77
2215 GRANITE CITY 15	0	0	66
2216 GRANITE CITY 16	0	0	62
2217 GRANITE CITY 17	0	0	106

NUMBERED KEY CANVASS

2022 General Primary Election
 Madison County, Illinois
 June 28, 2022
 DEMOCRATIC

Official Results

REG. SUPT. OF SCHOOLS - MADISON
 COUNTY EDUCATIONAL SERVICE REGION

Vote for not more than 1

01 = NO CANDIDATE FILED

02 = OVER VOTES

VOTES PERCENT

VOTES PERCENT

0

0

03 = UNDER VOTES

12,565

(CONTINUED FROM PREVIOUS PAGE)

	01	02	03
2301 ALTON 01	0	0	97
2302 ALTON 02	0	0	28
2303 ALTON 03	0	0	102
2304 ALTON 04	0	0	61
2305 ALTON 05	0	0	76
2306 ALTON 06	0	0	69
2307 ALTON 07	0	0	91
2308 ALTON 08	0	0	54
2309 ALTON 09	0	0	92
2310 ALTON 10	0	0	64
2311 ALTON 11	0	0	114
2312 ALTON 12	0	0	117
2313 ALTON 13	0	0	112
2314 ALTON 14	0	0	63
2315 ALTON 15	0	0	93
2316 ALTON 16	0	0	63
2317 ALTON 17	0	0	108
2401 GODFREY 01	0	0	63
2402 GODFREY 02	0	0	26
2403 GODFREY 03	0	0	64
2404 GODFREY 04	0	0	63
2405 GODFREY 05	0	0	62
2406 GODFREY 06	0	0	69
2407 GODFREY 07	0	0	62
2408 GODFREY 08	0	0	65
2409 GODFREY 09	0	0	64
2410 GODFREY 10	0	0	60
2411 GODFREY 11	0	0	13
2412 GODFREY 12	0	0	51
2413 GODFREY 13	0	0	56
2414 GODFREY 14	0	0	73

	VOTES	PERCENT	VOTES	PERCENT
COUNTY BOARD MEMBER DISTRICT 1				
Vote for not more than 1				
01 = NO CANDIDATE FILED	0			
02 = OVER VOTES	0		03 = UNDER VOTES	315
	01	02	03	
0101 HELVETIA 01	0	0	28	
0102 HELVETIA 02	0	0	55	
0103 HELVETIA 03	0	0	52	
0104 HELVETIA 04	0	0	38	
0105 HELVETIA 05	0	0	49	
0106 HELVETIA 06	0	0	52	
0201 SALINE 01	0	0	41	

COUNTY BOARD MEMBER DISTRICT 2

Vote for not more than 1
 01 = CHARLES (CJ) METHENY
 02 = OVER VOTES

VOTES PERCENT

VOTES PERCENT

270 100.00
 0

03 = UNDER VOTES

25

 01 02 03

0903 JARVIS 03	31	0	4
0904 JARVIS 04	42	0	2
0905 JARVIS 05	36	0	3
0906 JARVIS 06	26	0	1
0907 JARVIS 07	26	0	2
0908 JARVIS 08	28	0	1
0909 JARVIS 09	48	0	9
0912 JARVIS 12	33	0	3

NUMBERED KEY CANVASS

2022 General Primary Election
Madison County, Illinois
June 28, 2022
DEMOCRATIC

Official Results

	VOTES	PERCENT		VOTES	PERCENT
COUNTY BOARD MEMBER DISTRICT 3					
Vote for not more than 1					
01 = NO CANDIDATE FILED	0				
02 = OVER VOTES	0		03 = UNDER VOTES	390	
	01	02	03		
0301 LEEF 01	0	0	13		
0401 NEW DOUGLAS 01	0	0	17		
0701 ALHAMBRA 01	0	0	86		
0801 OLIVE 01	0	0	57		
0802 OLIVE 02	0	0	25		
1101 HAMEL 01	0	0	35		
1102 HAMEL 02	0	0	72		
1201 OMPHGENT 01	0	0	47		
1202 OMPHGENT 02	0	0	38		

NUMBERED KEY CANVASS

2022 General Primary Election
Madison County, Illinois
June 28, 2022
DEMOCRATIC

Official Results

	VOTES	PERCENT		VOTES	PERCENT
COUNTY BOARD MEMBER DISTRICT 4					
Vote for not more than 1					
01 = NO CANDIDATE FILED	0				
02 = OVER VOTES	0		03 = UNDER VOTES	335	

	01	02	03		

0202 SALINE 02	0	0	44		
0203 SALINE 03	0	0	41		
0204 SALINE 04	0	0	31		
0205 SALINE 05	0	0	54		
0501 ST. JACOB 01	0	0	63		
0502 ST. JACOB 02	0	0	38		
0601 MARINE 01	0	0	42		
0602 MARINE 02	0	0	22		

NUMBERED KEY CANVASS

2022 General Primary Election
Madison County, Illinois
June 28, 2022
DEMOCRATIC

Official Results

COUNTY BOARD MEMBER DISTRICT 5

VOTES PERCENT

VOTES PERCENT

Vote for not more than 1

01 = NO CANDIDATE FILED

02 = OVER VOTES

0

0

03 = UNDER VOTES

440

01 02 03

1505 FORT RUSSELL 05	0	0	14
1507 FORT RUSSELL 07	0	0	55
1601 MORO 01	0	0	45
1602 MORO 02	0	0	44
1603 MORO 03	0	0	71
1917 WOOD RIVER 17	0	0	24
2001 FOSTER 01	0	0	67
2002 FOSTER 02	0	0	55
2003 FOSTER 03	0	0	39
2402 GODFREY 02	0	0	26

NUMBERED KEY CANVASS

2022 General Primary Election
Madison County, Illinois
June 28, 2022
DEMOCRATIC

Official Results

	VOTES		PERCENT	VOTES		PERCENT
COUNTY BOARD MEMBER DISTRICT 6						
Vote for not more than 1						
01 = NO CANDIDATE FILED			0			
02 = OVER VOTES			0	03 = UNDER VOTES	554	
	01	02	03			
2303 ALTON 03	0	0	102			
2305 ALTON 05	0	0	76			
2401 GODFREY 01	0	0	63			
2403 GODFREY 03	0	0	64			
2405 GODFREY 05	0	0	62			
2406 GODFREY 06	0	0	69			
2407 GODFREY 07	0	0	62			
2413 GODFREY 13	0	0	56			

NUMBERED KEY CANVASS

2022 General Primary Election
Madison County, Illinois
June 28, 2022
DEMOCRATIC

Official Results

	VOTES PERCENT			VOTES PERCENT
COUNTY BOARD MEMBER DISTRICT 7				
Vote for not more than 1				
01 = NO CANDIDATE FILED		0		
02 = OVER VOTES		0	03 = UNDER VOTES	421

	01	02	03	

2004 FOSTER 04	0	0	32	
2404 GODFREY 04	0	0	63	
2408 GODFREY 08	0	0	65	
2409 GODFREY 09	0	0	64	
2410 GODFREY 10	0	0	60	
2411 GODFREY 11	0	0	13	
2412 GODFREY 12	0	0	51	
2414 GODFREY 14	0	0	73	

NUMBERED KEY CANVASS

2022 General Primary Election
 Madison County, Illinois
 June 28, 2022
 DEMOCRATIC

Official Results

COUNTY BOARD MEMBER DISTRICT 8

Vote for not more than 1
 01 = MICHAEL HOLLIDAY, SR.
 02 = ABE L. BARHAM

VOTES PERCENT

VOTES PERCENT

448 68.19 03 = OVER VOTES
 209 31.81 04 = UNDER VOTES

0
 43

	01	02	03	04
2301 ALTON 01	60	31	0	6
2304 ALTON 04	31	23	0	7
2307 ALTON 07	55	28	0	8
2311 ALTON 11	75	36	0	3
2312 ALTON 12	70	41	0	6
2313 ALTON 13	84	22	0	6
2317 ALTON 17	73	28	0	7

NUMBERED KEY CANVASS

2022 General Primary Election
Madison County, Illinois
June 28, 2022
DEMOCRATIC

Official Results

	VOTES	PERCENT		VOTES	PERCENT
COUNTY BOARD MEMBER DISTRICT 9					
Vote for not more than 1					
01 = BILL R. STOUTENBOROUGH	406	100.00			
02 = OVER VOTES	0		03 = UNDER VOTES	56	
	01	02	03		
2302 ALTON 02	28	0	0		
2306 ALTON 06	59	0	10		
2308 ALTON 08	49	0	5		
2309 ALTON 09	80	0	12		
2314 ALTON 14	55	0	8		
2315 ALTON 15	81	0	12		
2316 ALTON 16	54	0	9		

NUMBERED KEY CANVASS

2022 General Primary Election
 Madison County, Illinois
 June 28, 2022
 DEMOCRATIC

Official Results

COUNTY BOARD MEMBER DISTRICT 10

Vote for not more than 1

01 = SHAWNDELL K. WILLIAMS

02 = GUSSIE GLASPER

VOTES PERCENT

VOTES PERCENT

617 57.88

03 = OVER VOTES

2

449 42.12

04 = UNDER VOTES

33

 01 02 03 04

1702 NAMEOKI 02

35 37 0 0

2101 VENICE 01

220 134 1 6

2102 VENICE 02

19 14 0 1

2103 VENICE 03

163 107 1 3

2104 VENICE 04

98 88 0 7

2201 GRANITE CITY 01

28 17 0 6

2211 GRANITE CITY 11

28 26 0 6

2213 GRANITE CITY 13

26 26 0 4

NUMBERED KEY CANVASS

2022 General Primary Election
Madison County, Illinois
June 28, 2022
DEMOCRATIC

Official Results

	VOTES	PERCENT		VOTES	PERCENT
COUNTY BOARD MEMBER DISTRICT 11					
Vote for not more than 1					
01 = NO CANDIDATE FILED	0				
02 = OVER VOTES	0		03 = UNDER VOTES	368	

	01	02	03		

0901 JARVIS 01	0	0	50		
0902 JARVIS 02	0	0	34		
0910 JARVIS 10	0	0	34		
0911 JARVIS 11	0	0	34		
1002 PIN OAK 02	0	0	78		
1003 PIN OAK 03	0	0	60		
1413 EDWARDSVILLE 13	0	0	78		

NUMBERED KEY CANVASS

2022 General Primary Election
Madison County, Illinois
June 28, 2022
DEMOCRATIC

Official Results

	VOTES	PERCENT		VOTES	PERCENT
COUNTY BOARD MEMBER DISTRICT 12					
Vote for not more than 1					
01 = ROBERT A. POLLARD	292	100.00			
02 = OVER VOTES	0		03 = UNDER VOTES	43	
	01	02	03		
1907 WOOD RIVER 07	56	0	6		
1908 WOOD RIVER 08	57	0	7		
1909 WOOD RIVER 09	31	0	4		
1911 WOOD RIVER 11	37	0	7		
1921 WOOD RIVER 21	57	0	9		
2310 ALTON 10	54	0	10		

NUMBERED KEY CANVASS

2022 General Primary Election
Madison County, Illinois
June 28, 2022
DEMOCRATIC

Official Results

	VOTES	PERCENT		VOTES	PERCENT
COUNTY BOARD MEMBER DISTRICT 13					
Vote for not more than 1					
01 = MATTHEW KING	386	100.00			
02 = OVER VOTES	0		03 = UNDER VOTES	39	

	01	02	03		

1902 WOOD RIVER 02	50	0	0		
1904 WOOD RIVER 04	59	0	8		
1906 WOOD RIVER 06	60	0	2		
1910 WOOD RIVER 10	98	0	9		
1913 WOOD RIVER 13	57	0	12		
1919 WOOD RIVER 19	62	0	8		

NUMBERED KEY CANVASS

2022 General Primary Election
 Madison County, Illinois
 June 28, 2022
 DEMOCRATIC

Official Results

COUNTY BOARD MEMBER DISTRICT 14

Vote for not more than 1

01 = NO CANDIDATE FILED

02 = OVER VOTES

VOTES PERCENT

VOTES PERCENT

0

0

03 = UNDER VOTES

423

 01 02 03

1501 FORT RUSSELL 01	0	0	87
1503 FORT RUSSELL 03	0	0	53
1504 FORT RUSSELL 04	0	0	66
1506 FORT RUSSELL 06	0	0	45
1914 WOOD RIVER 14	0	0	70
1915 WOOD RIVER 15	0	0	21
1916 WOOD RIVER 16	0	0	44
1918 WOOD RIVER 18	0	0	37

NUMBERED KEY CANVASS

2022 General Primary Election
 Madison County, Illinois
 June 28, 2022
 DEMOCRATIC

Official Results

COUNTY BOARD MEMBER DISTRICT 15	VOTES PERCENT			VOTES PERCENT	
	01	02	03		
Vote for not more than 1					
01 = NO CANDIDATE FILED			0		
02 = OVER VOTES			0	03 = UNDER VOTES	306
	01	02	03		
1502 FORT RUSSELL 02	0	0	36		
1802 CHOUTEAU 02	0	0	38		
1901 WOOD RIVER 01	0	0	42		
1903 WOOD RIVER 03	0	0	56		
1905 WOOD RIVER 05	0	0	43		
1912 WOOD RIVER 12	0	0	49		
1920 WOOD RIVER 20	0	0	42		

NUMBERED KEY CANVASS

2022 General Primary Election
 Madison County, Illinois
 June 28, 2022
 DEMOCRATIC

Official Results

COUNTY BOARD MEMBER DISTRICT 16

Vote for not more than 1

01 = CHRIS HANKINS

02 = OVER VOTES

VOTES PERCENT

VOTES PERCENT

364 100.00

0

03 = UNDER VOTES

49

	01	02	03
1305 COLLINSVILLE 05	47	0	5
1313 COLLINSVILLE 13	62	0	6
1322 COLLINSVILLE 22	78	0	4
1325 COLLINSVILLE 25	51	0	12
1704 NAMEOKI 04	15	0	1
1707 NAMEOKI 07	56	0	10
1708 NAMEOKI 08	22	0	7
1805 CHOUTEAU 05	33	0	4

NUMBERED KEY CANVASS

2022 General Primary Election
 Madison County, Illinois
 June 28, 2022
 DEMOCRATIC

Official Results

	VOTES		PERCENT		VOTES		PERCENT
COUNTY BOARD MEMBER DISTRICT 17							
Vote for not more than 1							
01 = VICTOR A. VALENTINE, JR.		371	100.00				
02 = OVER VOTES		0		03 = UNDER VOTES		43	

	01	02	03				

1408 EDWARDSVILLE 08	122	0	14				
1409 EDWARDSVILLE 09	85	0	9				
1412 EDWARDSVILLE 12	18	0	1				
1415 EDWARDSVILLE 15	98	0	16				
1426 EDWARDSVILLE 26	48	0	3				

NUMBERED KEY CANVASS

2022 General Primary Election
 Madison County, Illinois
 June 28, 2022
 DEMOCRATIC

Official Results

COUNTY BOARD MEMBER DISTRICT 18

Vote for not more than 1

01 = ALISON LAMOTHE

02 = OVER VOTES

VOTES PERCENT

VOTES PERCENT

815 100.00
 0

03 = UNDER VOTES

95

	01	02	03
1401 EDWARDSVILLE 01	141	0	14
1402 EDWARDSVILLE 02	123	0	13
1403 EDWARDSVILLE 03	111	0	11
1404 EDWARDSVILLE 04	95	0	15
1405 EDWARDSVILLE 05	97	0	17
1414 EDWARDSVILLE 14	132	0	13
1416 EDWARDSVILLE 16	116	0	12

NUMBERED KEY CANVASS

2022 General Primary Election
Madison County, Illinois
June 28, 2022
DEMOCRATIC

Official Results

COUNTY BOARD MEMBER DISTRICT 19

VOTES PERCENT

VOTES PERCENT

Vote for not more than 1

01 = NICK PETRILLO

478 100.00

02 = OVER VOTES

0

03 = UNDER VOTES

59

	01	02	03
--	----	----	----

2202 GRANITE CITY 02

97 0 9

2205 GRANITE CITY 05

75 0 8

2207 GRANITE CITY 07

57 0 8

2208 GRANITE CITY 08

30 0 4

2214 GRANITE CITY 14

69 0 8

2215 GRANITE CITY 15

59 0 7

2217 GRANITE CITY 17

91 0 15

NUMBERED KEY CANVASS

2022 General Primary Election
Madison County, Illinois
June 28, 2022
DEMOCRATIC

Official Results

COUNTY BOARD MEMBER DISTRICT 20

Vote for not more than 1

01 = NO CANDIDATE FILED

02 = OVER VOTES

VOTES PERCENT

VOTES PERCENT

0

0

03 = UNDER VOTES

478

01 02 03

1701 NAMEOKI 01	0	0	44
1705 NAMEOKI 05	0	0	38
1706 NAMEOKI 06	0	0	42
2203 GRANITE CITY 03	0	0	108
2204 GRANITE CITY 04	0	0	107
2210 GRANITE CITY 10	0	0	73
2212 GRANITE CITY 12	0	0	66

NUMBERED KEY CANVASS

2022 General Primary Election
Madison County, Illinois
June 28, 2022
DEMOCRATIC

Official Results

	VOTES PERCENT			VOTES PERCENT
COUNTY BOARD MEMBER DISTRICT 21				
Vote for not more than 1				
01 = NO CANDIDATE FILED			0	
02 = OVER VOTES			0	
				03 = UNDER VOTES
				446
	01	02	03	
1703 NAMEOKI 03	0	0	65	
1801 CHOUREAU 01	0	0	44	
1803 CHOUREAU 03	0	0	27	
1804 CHOUREAU 04	0	0	30	
1806 CHOUREAU 06	0	0	47	
2206 GRANITE CITY 06	0	0	86	
2209 GRANITE CITY 09	0	0	85	
2216 GRANITE CITY 16	0	0	62	

NUMBERED KEY CANVASS

2022 General Primary Election
Madison County, Illinois
June 28, 2022
DEMOCRATIC

Official Results

COUNTY BOARD MEMBER DISTRICT 22

Vote for not more than 1

01 = NO CANDIDATE FILED

02 = OVER VOTES

VOTES PERCENT

VOTES PERCENT

0

0

03 = UNDER VOTES

421

01 02 03

1301 COLLINSVILLE 01	0	0	54
1302 COLLINSVILLE 02	0	0	76
1308 COLLINSVILLE 08	0	0	62
1312 COLLINSVILLE 12	0	0	62
1315 COLLINSVILLE 15	0	0	57
1316 COLLINSVILLE 16	0	0	35
1318 COLLINSVILLE 18	0	0	75

NUMBERED KEY CANVASS

2022 General Primary Election
Madison County, Illinois
June 28, 2022
DEMOCRATIC

Official Results

	VOTES	PERCENT		VOTES	PERCENT
COUNTY BOARD MEMBER DISTRICT 23					
Vote for not more than 1					
01 = NO CANDIDATE FILED	0				
02 = OVER VOTES	0		03 = UNDER VOTES	446	
	01	02	03		
1303 COLLINSVILLE 03	0	0	50		
1304 COLLINSVILLE 04	0	0	75		
1306 COLLINSVILLE 06	0	0	64		
1311 COLLINSVILLE 11	0	0	92		
1314 COLLINSVILLE 14	0	0	54		
1319 COLLINSVILLE 19	0	0	35		
1324 COLLINSVILLE 24	0	0	76		

	VOTES	PERCENT		VOTES	PERCENT
COUNTY BOARD MEMBER DISTRICT 24					
Vote for not more than 1					
01 = NO CANDIDATE FILED	0				
02 = OVER VOTES	0		03 = UNDER VOTES	532	
	01	02	03		
1001 PIN OAK 01	0	0	54		
1406 EDWARDSVILLE 06	0	0	96		
1417 EDWARDSVILLE 17	0	0	103		
1419 EDWARDSVILLE 19	0	0	63		
1420 EDWARDSVILLE 20	0	0	88		
1421 EDWARDSVILLE 21	0	0	78		
1424 EDWARDSVILLE 24	0	0	50		

NUMBERED KEY CANVASS

2022 General Primary Election
Madison County, Illinois
June 28, 2022
DEMOCRATIC

Official Results

COUNTY BOARD MEMBER DISTRICT 25 Vote for not more than 1 01 = NO CANDIDATE FILED 02 = OVER VOTES	VOTES			PERCENT	VOTES	PERCENT
	01	02	03			
				0		
				0	03 = UNDER VOTES	581
	0	0	77			
1307 COLLINSVILLE 07	0	0	70			
1309 COLLINSVILLE 09	0	0	102			
1310 COLLINSVILLE 10	0	0	99			
1317 COLLINSVILLE 17	0	0	78			
1320 COLLINSVILLE 20	0	0	72			
1321 COLLINSVILLE 21	0	0	83			
1323 COLLINSVILLE 23						

NUMBERED KEY CANVASS

2022 General Primary Election
 Madison County, Illinois
 June 28, 2022
 DEMOCRATIC

Official Results

COUNTY BOARD MEMBER DISTRICT 26

Vote for not more than 1

01 = COLLIN VanMETER

02 = OVER VOTES

VOTES PERCENT

VOTES PERCENT

565 100.00

0

03 = UNDER VOTES

59

 01 02 03

1407 EDWARDSVILLE 07

91 0 7

1410 EDWARDSVILLE 10

93 0 10

1411 EDWARDSVILLE 11

87 0 11

1418 EDWARDSVILLE 18

75 0 4

1422 EDWARDSVILLE 22

59 0 5

1423 EDWARDSVILLE 23

94 0 14

1425 EDWARDSVILLE 25

66 0 8

	VOTES	PERCENT		VOTES	PERCENT
JUDGE OF THE APPELLATE COURT 5TH JUDICIAL DISTRICT					
Vote for not more than 1					
01 = BRIAN ROBERTS	10,800	100.00			
02 = OVER VOTES	0		03 = UNDER VOTES	1,872	

 01 02 03

0101 HELVETIA 01	21	0	7
0102 HELVETIA 02	50	0	5
0103 HELVETIA 03	46	0	6
0104 HELVETIA 04	32	0	6
0105 HELVETIA 05	41	0	8
0106 HELVETIA 06	46	0	6
0201 SALINE 01	32	0	9
0202 SALINE 02	39	0	5
0203 SALINE 03	36	0	5
0204 SALINE 04	29	0	2
0205 SALINE 05	47	0	7
0301 LEEF 01	9	0	4
0401 NEW DOUGLAS 01	16	0	1
0501 ST. JACOB 01	59	0	4
0502 ST. JACOB 02	32	0	6
0601 MARINE 01	34	0	8
0602 MARINE 02	20	0	2
0701 ALHAMBRA 01	72	0	14
0801 OLIVE 01	48	0	9
0802 OLIVE 02	23	0	2
0901 JARVIS 01	46	0	4
0902 JARVIS 02	33	0	1
0903 JARVIS 03	31	0	4
0904 JARVIS 04	40	0	4
0905 JARVIS 05	37	0	2
0906 JARVIS 06	27	0	0
0907 JARVIS 07	24	0	4
0908 JARVIS 08	28	0	1
0909 JARVIS 09	50	0	7
0910 JARVIS 10	29	0	5
0911 JARVIS 11	32	0	2
0912 JARVIS 12	33	0	3
1001 PIN OAK 01	49	0	5
1002 PIN OAK 02	66	0	12
1003 PIN OAK 03	57	0	3
1101 HAMEL 01	31	0	4
1102 HAMEL 02	65	0	7
1201 OMPHGENT 01	41	0	6
1202 OMPHGENT 02	36	0	2
1301 COLLINSVILLE 01	50	0	4
1302 COLLINSVILLE 02	67	0	9
1303 COLLINSVILLE 03	44	0	6
1304 COLLINSVILLE 04	72	0	3
1305 COLLINSVILLE 05	47	0	5
1306 COLLINSVILLE 06	58	0	6
1307 COLLINSVILLE 07	71	0	6
1308 COLLINSVILLE 08	60	0	2
1309 COLLINSVILLE 09	64	0	6
1310 COLLINSVILLE 10	87	0	15
1311 COLLINSVILLE 11	83	0	9
1312 COLLINSVILLE 12	57	0	5
1313 COLLINSVILLE 13	59	0	9
1314 COLLINSVILLE 14	52	0	2
1315 COLLINSVILLE 15	47	0	10

		VOTES	PERCENT			VOTES	PERCENT
JUDGE OF THE APPELLATE COURT 5TH JUDICIAL DISTRICT							
Vote for not more than 1							
01 = BRIAN ROBERTS		10,800	100.00				
02 = OVER VOTES		0		03 = UNDER VOTES		1,872	

(CONTINUED FROM PREVIOUS PAGE)

	01	02	03
1316 COLLINSVILLE 16	34	0	1
1317 COLLINSVILLE 17	83	0	16
1318 COLLINSVILLE 18	67	0	8
1319 COLLINSVILLE 19	31	0	4
1320 COLLINSVILLE 20	67	0	11
1321 COLLINSVILLE 21	70	0	2
1322 COLLINSVILLE 22	76	0	6
1323 COLLINSVILLE 23	77	0	6
1324 COLLINSVILLE 24	69	0	7
1325 COLLINSVILLE 25	52	0	11
1401 EDWARDSVILLE 01	137	0	18
1402 EDWARDSVILLE 02	117	0	19
1403 EDWARDSVILLE 03	106	0	16
1404 EDWARDSVILLE 04	97	0	13
1405 EDWARDSVILLE 05	99	0	15
1406 EDWARDSVILLE 06	82	0	14
1407 EDWARDSVILLE 07	89	0	9
1408 EDWARDSVILLE 08	118	0	18
1409 EDWARDSVILLE 09	80	0	14
1410 EDWARDSVILLE 10	91	0	12
1411 EDWARDSVILLE 11	87	0	11
1412 EDWARDSVILLE 12	18	0	1
1413 EDWARDSVILLE 13	71	0	7
1414 EDWARDSVILLE 14	131	0	14
1415 EDWARDSVILLE 15	99	0	15
1416 EDWARDSVILLE 16	116	0	12
1417 EDWARDSVILLE 17	86	0	17
1418 EDWARDSVILLE 18	74	0	5
1419 EDWARDSVILLE 19	51	0	12
1420 EDWARDSVILLE 20	80	0	8
1421 EDWARDSVILLE 21	69	0	9
1422 EDWARDSVILLE 22	60	0	4
1423 EDWARDSVILLE 23	94	0	14
1424 EDWARDSVILLE 24	41	0	9
1425 EDWARDSVILLE 25	66	0	8
1426 EDWARDSVILLE 26	48	0	3
1501 FORT RUSSELL 01	70	0	17
1502 FORT RUSSELL 02	31	0	5
1503 FORT RUSSELL 03	46	0	7
1504 FORT RUSSELL 04	60	0	6
1505 FORT RUSSELL 05	13	0	1
1506 FORT RUSSELL 06	43	0	2
1507 FORT RUSSELL 07	44	0	11
1601 MORO 01	41	0	4
1602 MORO 02	36	0	8
1603 MORO 03	64	0	7
1701 NAMEOKI 01	40	0	4
1702 NAMEOKI 02	53	0	19
1703 NAMEOKI 03	55	0	10
1704 NAMEOKI 04	15	0	1
1705 NAMEOKI 05	34	0	4
1706 NAMEOKI 06	30	0	12
1707 NAMEOKI 07	56	0	10
1708 NAMEOKI 08	22	0	7

	VOTES	PERCENT		VOTES	PERCENT
JUDGE OF THE APPELLATE COURT 5TH JUDICIAL DISTRICT					
Vote for not more than 1					
01 = BRIAN ROBERTS	10,800	100.00			
02 = OVER VOTES	0		03 = UNDER VOTES	1,872	

(CONTINUED FROM PREVIOUS PAGE)

	01	02	03
1801 CHOUTEAU 01	40	0	4
1802 CHOUTEAU 02	34	0	4
1803 CHOUTEAU 03	21	0	6
1804 CHOUTEAU 04	21	0	9
1805 CHOUTEAU 05	31	0	6
1806 CHOUTEAU 06	37	0	10
1901 WOOD RIVER 01	37	0	5
1902 WOOD RIVER 02	49	0	1
1903 WOOD RIVER 03	48	0	8
1904 WOOD RIVER 04	57	0	10
1905 WOOD RIVER 05	35	0	8
1906 WOOD RIVER 06	59	0	3
1907 WOOD RIVER 07	52	0	10
1908 WOOD RIVER 08	52	0	12
1909 WOOD RIVER 09	29	0	6
1910 WOOD RIVER 10	87	0	20
1911 WOOD RIVER 11	35	0	9
1912 WOOD RIVER 12	39	0	10
1913 WOOD RIVER 13	49	0	20
1914 WOOD RIVER 14	61	0	9
1915 WOOD RIVER 15	19	0	2
1916 WOOD RIVER 16	39	0	5
1917 WOOD RIVER 17	22	0	2
1918 WOOD RIVER 18	34	0	3
1919 WOOD RIVER 19	62	0	8
1920 WOOD RIVER 20	38	0	4
1921 WOOD RIVER 21	55	0	11
2001 FOSTER 01	56	0	11
2002 FOSTER 02	51	0	4
2003 FOSTER 03	33	0	6
2004 FOSTER 04	28	0	4
2101 VENICE 01	232	0	129
2102 VENICE 02	23	0	11
2103 VENICE 03	175	0	99
2104 VENICE 04	129	0	64
2201 GRANITE CITY 01	37	0	14
2202 GRANITE CITY 02	88	0	18
2203 GRANITE CITY 03	84	0	24
2204 GRANITE CITY 04	88	0	19
2205 GRANITE CITY 05	72	0	11
2206 GRANITE CITY 06	67	0	19
2207 GRANITE CITY 07	54	0	11
2208 GRANITE CITY 08	30	0	4
2209 GRANITE CITY 09	69	0	16
2210 GRANITE CITY 10	63	0	10
2211 GRANITE CITY 11	46	0	14
2212 GRANITE CITY 12	61	0	5
2213 GRANITE CITY 13	46	0	10
2214 GRANITE CITY 14	67	0	10
2215 GRANITE CITY 15	56	0	10
2216 GRANITE CITY 16	57	0	5
2217 GRANITE CITY 17	87	0	19
2301 ALTON 01	74	0	23
2302 ALTON 02	25	0	3

	VOTES	PERCENT		VOTES	PERCENT
JUDGE OF THE APPELLATE COURT 5TH JUDICIAL DISTRICT					
Vote for not more than 1					
01 = BRIAN ROBERTS	10,800	100.00			
02 = OVER VOTES	0		03 = UNDER VOTES	1.872	

(CONTINUED FROM PREVIOUS PAGE)

	01	02	03
2303 ALTON 03	87	0	15
2304 ALTON 04	44	0	17
2305 ALTON 05	65	0	11
2306 ALTON 06	59	0	10
2307 ALTON 07	73	0	18
2308 ALTON 08	50	0	4
2309 ALTON 09	77	0	15
2310 ALTON 10	52	0	12
2311 ALTON 11	101	0	13
2312 ALTON 12	96	0	21
2313 ALTON 13	92	0	20
2314 ALTON 14	56	0	7
2315 ALTON 15	79	0	14
2316 ALTON 16	57	0	6
2317 ALTON 17	91	0	17
2401 GODFREY 01	55	0	8
2402 GODFREY 02	22	0	4
2403 GODFREY 03	59	0	5
2404 GODFREY 04	55	0	8
2405 GODFREY 05	55	0	7
2406 GODFREY 06	51	0	18
2407 GODFREY 07	49	0	13
2408 GODFREY 08	57	0	8
2409 GODFREY 09	59	0	5
2410 GODFREY 10	54	0	6
2411 GODFREY 11	10	0	3
2412 GODFREY 12	47	0	4
2413 GODFREY 13	47	0	9
2414 GODFREY 14	70	0	3

JUDGE 3RD JUDICIAL CIRCUIT 1ST SUBCIRCUIT

VOTES PERCENT

VOTES PERCENT

Vote for not more than 1
 01 = NO CANDIDATE FILED
 02 = WRITE-IN

0
 1,651 100.00
 03 = OVER VOTES
 04 = UNDER VOTES

0
 3,298

 01 02 03 04

1401 EDWARDSVILLE 01	0	0	0	2
1402 EDWARDSVILLE 02	0	42	0	28
1403 EDWARDSVILLE 03	0	10	0	20
1501 FORT RUSSELL 01	0	42	0	45
1506 FORT RUSSELL 06	0	2	0	5
1701 NAMEOKI 01	0	0	0	5
1702 NAMEOKI 02	0	23	0	32
1703 NAMEOKI 03	0	9	0	56
1705 NAMEOKI 05	0	7	0	31
1801 CHOUTEAU 01	0	11	0	33
1803 CHOUTEAU 03	0	6	0	21
1804 CHOUTEAU 04	0	11	0	19
1806 CHOUTEAU 06	0	11	0	36
1901 WOOD RIVER 01	0	13	0	29
1902 WOOD RIVER 02	0	15	0	35
1903 WOOD RIVER 03	0	22	0	34
1904 WOOD RIVER 04	0	16	0	51
1905 WOOD RIVER 05	0	20	0	23
1906 WOOD RIVER 06	0	18	0	44
1907 WOOD RIVER 07	0	24	0	38
1908 WOOD RIVER 08	0	12	0	52
1909 WOOD RIVER 09	0	8	0	27
1910 WOOD RIVER 10	0	36	0	71
1911 WOOD RIVER 11	0	17	0	27
1912 WOOD RIVER 12	0	13	0	36
1913 WOOD RIVER 13	0	26	0	43
1917 WOOD RIVER 17	0	0	0	2
1919 WOOD RIVER 19	0	21	0	40
1921 WOOD RIVER 21	0	17	0	49
2002 FOSTER 02	0	0	0	0
2101 VENICE 01	0	120	0	241
2102 VENICE 02	0	14	0	20
2103 VENICE 03	0	102	0	172
2104 VENICE 04	0	79	0	114
2201 GRANITE CITY 01	0	18	0	31
2202 GRANITE CITY 02	0	34	0	72
2203 GRANITE CITY 03	0	24	0	84
2204 GRANITE CITY 04	0	16	0	41
2205 GRANITE CITY 05	0	20	0	63
2206 GRANITE CITY 06	0	9	0	77
2207 GRANITE CITY 07	0	14	0	51
2208 GRANITE CITY 08	0	6	0	28
2209 GRANITE CITY 09	0	16	0	69
2210 GRANITE CITY 10	0	13	0	51
2211 GRANITE CITY 11	0	14	0	46
2213 GRANITE CITY 13	0	12	0	31
2214 GRANITE CITY 14	0	19	0	58
2215 GRANITE CITY 15	0	26	0	40
2216 GRANITE CITY 16	0	8	0	54
2217 GRANITE CITY 17	0	22	0	84
2301 ALTON 01	0	41	0	56
2302 ALTON 02	0	10	0	18
2303 ALTON 03	0	25	0	77
2304 ALTON 04	0	26	0	35

	VOTES		PERCENT			VOTES		PERCENT	
JUDGE 3RD JUDICIAL CIRCUIT 1ST SUBCIRCUIT									
Vote for not more than 1									
01 = NO CANDIDATE FILED			0		03 = OVER VOTES		0		
02 = WRITE-IN			1,651	100.00	04 = UNDER VOTES		3,298		
(CONTINUED FROM PREVIOUS PAGE)	01	02	03	04					
2305 ALTON 05	0	27	0	49					
2306 ALTON 06	0	24	0	45					
2307 ALTON 07	0	34	0	57					
2308 ALTON 08	0	14	0	40					
2309 ALTON 09	0	25	0	67					
2310 ALTON 10	0	31	0	33					
2311 ALTON 11	0	47	0	67					
2312 ALTON 12	0	68	0	49					
2313 ALTON 13	0	53	0	59					
2314 ALTON 14	0	28	0	35					
2315 ALTON 15	0	41	0	52					
2316 ALTON 16	0	23	0	40					
2317 ALTON 17	0	55	0	53					
2402 GODFREY 02	0	6	0	19					
2403 GODFREY 03	0	15	0	37					
2406 GODFREY 06	0	20	0	49					

JUDGE 3RD JUDICIAL CIRCUIT 1ST SUBCIRCUIT

VOTES PERCENT

VOTES PERCENT

Vote for not more than 1

01 = A. RYAN JUMPER

4,024 100.00

02 = OVER VOTES

0

03 = UNDER VOTES

925

 01 02 03

1401 EDWARDSVILLE 01	2	0	0
1402 EDWARDSVILLE 02	65	0	5
1403 EDWARDSVILLE 03	28	0	2
1501 FORT RUSSELL 01	76	0	11
1506 FORT RUSSELL 06	7	0	0
1701 NAMEOKI 01	5	0	0
1702 NAMEOKI 02	50	0	5
1703 NAMEOKI 03	53	0	12
1705 NAMEOKI 05	34	0	4
1801 CHOUTEAU 01	42	0	2
1803 CHOUTEAU 03	20	0	7
1804 CHOUTEAU 04	25	0	5
1806 CHOUTEAU 06	35	0	12
1901 WOOD RIVER 01	35	0	7
1902 WOOD RIVER 02	47	0	3
1903 WOOD RIVER 03	46	0	10
1904 WOOD RIVER 04	55	0	12
1905 WOOD RIVER 05	35	0	8
1906 WOOD RIVER 06	57	0	5
1907 WOOD RIVER 07	55	0	7
1908 WOOD RIVER 08	53	0	11
1909 WOOD RIVER 09	32	0	3
1910 WOOD RIVER 10	88	0	19
1911 WOOD RIVER 11	36	0	8
1912 WOOD RIVER 12	39	0	10
1913 WOOD RIVER 13	50	0	19
1917 WOOD RIVER 17	1	0	1
1919 WOOD RIVER 19	48	0	13
1921 WOOD RIVER 21	51	0	15
2002 FOSTER 02	0	0	0
2101 VENICE 01	275	0	86
2102 VENICE 02	27	0	7
2103 VENICE 03	210	0	64
2104 VENICE 04	143	0	50
2201 GRANITE CITY 01	41	0	8
2202 GRANITE CITY 02	83	0	23
2203 GRANITE CITY 03	83	0	25
2204 GRANITE CITY 04	44	0	13
2205 GRANITE CITY 05	67	0	16
2206 GRANITE CITY 06	67	0	19
2207 GRANITE CITY 07	51	0	14
2208 GRANITE CITY 08	27	0	7
2209 GRANITE CITY 09	69	0	16
2210 GRANITE CITY 10	54	0	10
2211 GRANITE CITY 11	47	0	13
2213 GRANITE CITY 13	33	0	10
2214 GRANITE CITY 14	65	0	12
2215 GRANITE CITY 15	56	0	10
2216 GRANITE CITY 16	53	0	9
2217 GRANITE CITY 17	84	0	22
2301 ALTON 01	75	0	22
2302 ALTON 02	27	0	1
2303 ALTON 03	86	0	16
2304 ALTON 04	46	0	15

NUMBERED KEY CANVASS

2022 General Primary Election
Madison County, Illinois
June 28, 2022
DEMOCRATIC

Official Results

				VOTES	PERCENT			VOTES	PERCENT
JUDGE 3RD JUDICIAL CIRCUIT 1ST SUBCIRCUIT									
Vote for not more than 1									
01 = A. RYAN JUMPER				4,024	100.00				
02 = OVER VOTES				0		03 = UNDER VOTES		925	
(CONTINUED FROM PREVIOUS PAGE)									
	01	02	03						
2305 ALTON 05	67	0	9						
2306 ALTON 06	58	0	11						
2307 ALTON 07	69	0	22						
2308 ALTON 08	46	0	8						
2309 ALTON 09	80	0	12						
2310 ALTON 10	50	0	14						
2311 ALTON 11	92	0	22						
2312 ALTON 12	99	0	18						
2313 ALTON 13	88	0	24						
2314 ALTON 14	53	0	10						
2315 ALTON 15	80	0	13						
2316 ALTON 16	51	0	12						
2317 ALTON 17	87	0	21						
2402 GODFREY 02	22	0	3						
2403 GODFREY 03	47	0	5						
2406 GODFREY 06	52	0	17						

JUDGE 3RD JUDICIAL CIRCUIT 1ST SUBCIRCUIT	VOTES	PERCENT		VOTES	PERCENT
Vote for not more than 1					
01 = NO CANDIDATE FILED	0		03 = OVER VOTES	0	
02 = WRITE-IN	1,573	100.00	04 = UNDER VOTES	3,376	

	01	02	03	04
1401 EDWARDSVILLE 01	0	0	0	2
1402 EDWARDSVILLE 02	0	40	0	30
1403 EDWARDSVILLE 03	0	11	0	19
1501 FORT RUSSELL 01	0	40	0	47
1506 FORT RUSSELL 06	0	1	0	6
1701 NAMEOKI 01	0	0	0	5
1702 NAMEOKI 02	0	19	0	36
1703 NAMEOKI 03	0	8	0	57
1705 NAMEOKI 05	0	7	0	31
1801 CHOUTEAU 01	0	12	0	32
1803 CHOUTEAU 03	0	6	0	21
1804 CHOUTEAU 04	0	11	0	19
1806 CHOUTEAU 06	0	11	0	36
1901 WOOD RIVER 01	0	10	0	32
1902 WOOD RIVER 02	0	13	0	37
1903 WOOD RIVER 03	0	19	0	37
1904 WOOD RIVER 04	0	16	0	51
1905 WOOD RIVER 05	0	18	0	25
1906 WOOD RIVER 06	0	16	0	46
1907 WOOD RIVER 07	0	19	0	43
1908 WOOD RIVER 08	0	12	0	52
1909 WOOD RIVER 09	0	6	0	29
1910 WOOD RIVER 10	0	32	0	75
1911 WOOD RIVER 11	0	15	0	29
1912 WOOD RIVER 12	0	12	0	37
1913 WOOD RIVER 13	0	27	0	42
1917 WOOD RIVER 17	0	0	0	2
1919 WOOD RIVER 19	0	20	0	41
1921 WOOD RIVER 21	0	16	0	50
2002 FOSTER 02	0	0	0	0
2101 VENICE 01	0	122	0	239
2102 VENICE 02	0	9	0	25
2103 VENICE 03	0	96	0	178
2104 VENICE 04	0	73	0	120
2201 GRANITE CITY 01	0	16	0	33
2202 GRANITE CITY 02	0	35	0	71
2203 GRANITE CITY 03	0	21	0	87
2204 GRANITE CITY 04	0	15	0	42
2205 GRANITE CITY 05	0	17	0	66
2206 GRANITE CITY 06	0	9	0	77
2207 GRANITE CITY 07	0	15	0	50
2208 GRANITE CITY 08	0	6	0	28
2209 GRANITE CITY 09	0	15	0	70
2210 GRANITE CITY 10	0	13	0	51
2211 GRANITE CITY 11	0	14	0	46
2213 GRANITE CITY 13	0	11	0	32
2214 GRANITE CITY 14	0	18	0	59
2215 GRANITE CITY 15	0	24	0	42
2216 GRANITE CITY 16	0	10	0	52
2217 GRANITE CITY 17	0	20	0	86
2301 ALTON 01	0	36	0	61
2302 ALTON 02	0	8	0	20
2303 ALTON 03	0	27	0	75
2304 ALTON 04	0	24	0	37

NUMBERED KEY CANVASS

2022 General Primary Election
Madison County, Illinois
June 28, 2022
DEMOCRATIC

Official Results

		VOTES		PERCENT			VOTES		PERCENT
JUDGE 3RD JUDICIAL CIRCUIT 1ST SUBCIRCUIT									
Vote for not more than 1									
01 = NO CANDIDATE FILED		0			03 = OVER VOTES		0		
02 = WRITE-IN		1,573		100.00	04 = UNDER VOTES		3,376		
<hr/>									
(CONTINUED FROM PREVIOUS PAGE)		01	02	03	04				
<hr/>									
2305 ALTON 05		0	29	0	47				
2306 ALTON 06		0	20	0	49				
2307 ALTON 07		0	36	0	55				
2308 ALTON 08		0	14	0	40				
2309 ALTON 09		0	22	0	70				
2310 ALTON 10		0	26	0	38				
2311 ALTON 11		0	50	0	64				
2312 ALTON 12		0	64	0	53				
2313 ALTON 13		0	51	0	61				
2314 ALTON 14		0	27	0	36				
2315 ALTON 15		0	42	0	51				
2316 ALTON 16		0	27	0	36				
2317 ALTON 17		0	55	0	53				
2402 GODFREY 02		0	5	0	20				
2403 GODFREY 03		0	17	0	35				
2406 GODFREY 06		0	17	0	52				

CANVASS

GENERAL PRIMARY ELECTION
MADISON COUNTY, ILLINOIS
JUNE 28, 2022

OFFICIAL

PROPOSITION TO ISSUE \$40,000,000 SCHOOL BUILDING BONDS

TOTAL	BALLOTS CAST	1087		
			YES	1760
			NO	1549

BOND COUNTY	TOTAL	42		
			YES	79
			NO	63

MONTGOMERY COUNTY	TOTAL	0		
			YES	0
			NO	0

MADISON COUNTY	TOTAL	1045		
			YES	1681
			NO	1486

SEE FOLLOWING SHEETS FOR PRECINCT RESULTS

Statement of Votes Cast
 GENERAL PRIMARY ELECTION
 TUESDAY, JUNE 28, 2022
 BOND COUNTY, ILLINOIS
 June 28, 2022 General Primary
 FINAL RESULTS

Date: 7/13/2022
 Time: 9:01:32 AM CDT
 Page 82/84

HIGHLAND CUSD NO. 5 PROPOSITION TO
 ISSUE \$40,000,000 SCHOOL BUILDING
 BONDS

	Reg. Voters	Total Votes	YES		NO	
Jurisdiction Wide						
BURGESS 1						
Polling	16	5	1	20.00%	4	80.00%
Early Voting	16	0	0	-	0	-
Late VBM & Provisional	16	0	0	-	0	-
BURGESS 2						
Polling	9	2	1	50.00%	1	50.00%
Early Voting	9	0	0	-	0	-
Late VBM & Provisional	9	0	0	-	0	-
BURGESS 3						
Polling	482	111	63	56.76%	48	43.24%
Early Voting	482	4	2	50.00%	2	50.00%
Late VBM & Provisional	482	2	2	100.00%	0	-
CENTRAL 1						
Polling	-	-	-	-	-	-
Early Voting	-	-	-	-	-	-
Late VBM & Provisional	-	-	-	-	-	-
CENTRAL 2						
Polling	-	-	-	-	-	-
Early Voting	-	-	-	-	-	-
Late VBM & Provisional	-	-	-	-	-	-
CENTRAL 3						
Polling	-	-	-	-	-	-
Early Voting	-	-	-	-	-	-
Late VBM & Provisional	-	-	-	-	-	-
CENTRAL 4						
Polling	-	-	-	-	-	-
Early Voting	-	-	-	-	-	-
Late VBM & Provisional	-	-	-	-	-	-
CENTRAL 6						
Polling	-	-	-	-	-	-
Early Voting	-	-	-	-	-	-
Late VBM & Provisional	-	-	-	-	-	-
CENTRAL 7						
Polling	-	-	-	-	-	-
Early Voting	-	-	-	-	-	-
Late VBM & Provisional	-	-	-	-	-	-

Statement of Votes Cast
 GENERAL PRIMARY ELECTION
 TUESDAY, JUNE 28, 2022
 BOND COUNTY, ILLINOIS
 June 28, 2022 General Primary
 FINAL RESULTS

Date: 7/13/2022
 Time: 9:01:32 AM CDT
 Page 83/84

HIGHLAND CUSD NO. 5 PROPOSITION TO
 ISSUE \$40,000,000 SCHOOL BUILDING
 BONDS

	Reg. Voters	Total Votes	YES	NO	
CENTRAL 1-A					
Polling					
Early Voting					
Late VBM & Provisional					
LAGRANGE					
Polling					
Early Voting					
Late VBM & Provisional					
MILLS					
Polling					
Early Voting					
Late VBM & Provisional					
MULBERRY GROVE 1					
Polling					
Early Voting					
Late VBM & Provisional					
MULBERRY GROVE 2					
Polling					
Early Voting					
Late VBM & Provisional					
OLD RIPLEY					
Polling	47	5	5	100.00%	0
Early Voting	47	0	0	-	0
Late VBM & Provisional	47	0	0	-	0
PLEASANT MOUND 1					
Polling					
Early Voting					
Late VBM & Provisional					
PLEASANT MOUND 2					
Polling					
Early Voting					
Late VBM & Provisional					
SHOAL CREEK 1					
Polling	73	12	5	41.67%	7 58.33%
Early Voting	73	1	0	-	1 100.00%
Late VBM & Provisional	73	0	0	-	0
SHOAL CREEK 2					
Polling					
Early Voting					
Late VBM & Provisional					

Statement of Votes Cast
 GENERAL PRIMARY ELECTION
 TUESDAY, JUNE 28, 2022
 BOND COUNTY, ILLINOIS
 June 28, 2022 General Primary
 FINAL RESULTS

Date: 7/13/2022
 Time: 9:01:32 AM CDT
 Page 84/84

HIGHLAND CUSD NO. 5 PROPOSITION TO
 ISSUE \$40,000,000 SCHOOL BUILDING
 BONDS

	Reg. Voters	Total Votes	YES		NO	
TAMALCO						
Polling						
Early Voting						
Late VBM & Provisional						
Total						
Polling	627	135	75	55.56%	60	44.44%
Early Voting	627	5	2	40.00%	3	60.00%
Late VBM & Provisional	627	2	2	100.00%	0	
Total	627	142	79	55.63%	63	44.37%

Statement of Votes Cast
 GENERAL PRIMARY ELECTION
 TUESDAY, JUNE 28, 2022
 MONTGOMERY COUNTY, ILLINOIS
 June 28, 2022 General Primary Election
 OFFICIAL RESULTS

Date: 7/13/2022
 Time: 10:06:23 AM CDT
 Page 40/41

Jurisdiction Wide	HIGHLAND CUSD #5 PROPOSITION TO ISSUE \$40,000,000 SCHOOL BUILDING BONDS		PANHANDLE CUSD NO. 2 REFERENDUM TO DEACTIVATE THE LINCOLNWOOD JUNIOR HIGH SCHOOL FACILITY IN PANHANDLE	
	Reg. Voters	Total Voters	Reg. Voters	Total Voters
			YES	NO
AUDUBON			121	41
BOIS D'ARC			0	1
BUTLER GROVE				
EAST FORK 1				
EAST FORK 2				
EAST FORK 3				
FILLMORE CONS				
GRISHAM 1				
GRISHAM 2				
HARVEL				
HILLSBORO 1			25	16
HILLSBORO 2				
HILLSBORO 3				
HILLSBORO 4				
HILLSBORO 5				
HILLSBORO 6				
IRVING				
NOKOMIS 1			0	0
NOKOMIS 2				
NOKOMIS 3				
NOKOMIS 4				
NORTH LITCHFIELD 1				
NORTH LITCHFIELD 2				
NORTH LITCHFIELD 3				
NORTH LITCHFIELD 4				
NORTH LITCHFIELD 5				
NORTH LITCHFIELD 6				
PITMAN				
RAYMOND			64	29
ROUNTREE			225	65
SOUTH LITCHFIELD 1				
SOUTH LITCHFIELD 2				
SOUTH LITCHFIELD 3				
SOUTH LITCHFIELD 4				
WALSHVILLE				
WITT 1				
WITT 2				
ZANESVILLE				
Total	1	0	694	185
			509	26.66%
			65	30.11%
			69.89%	
			73.34%	

NUMBERED KEY CANVASS

2022 General Primary Election
 Madison County, Illinois
 June 28, 2022

Official Results

CUSD #5 BONDS HIGHLAND C.U.S.D. #5

Vote for not more than 1

01 = YES

02 = NO

VOTES PERCENT

VOTES PERCENT

1,681 53.08
 1,486 46.92

03 = OVER VOTES
 04 = UNDER VOTES

0
 178

 01 02 03 04

0101 HELVETIA 01	75	83	0	14
0102 HELVETIA 02	134	104	0	13
0103 HELVETIA 03	123	87	0	11
0104 HELVETIA 04	111	108	0	11
0105 HELVETIA 05	167	129	0	13
0106 HELVETIA 06	166	127	0	15
0201 SALINE 01	114	94	0	15
0202 SALINE 02	137	117	0	9
0203 SALINE 03	125	86	0	8
0204 SALINE 04	127	109	0	7
0205 SALINE 05	199	102	0	21
0301 LEEF 01	47	69	0	10
0401 NEW DOUGLAS 01	28	64	0	8
0502 ST. JACOB 02	1	2	0	0
0601 MARINE 01	5	7	0	2
0602 MARINE 02	1	7	0	2
0701 ALHAMBRA 01	121	190	0	19
0801 OLIVE 01	0	1	0	0
1101 HAMEL 01	0	0	0	0

		VOTES		PERCENT		VOTES		PERCENT	
VENICE YOUTH ACTIVITY PROGRAMS TAX VENICE TOWNSHIP									
Vote for not more than 1									
01 = YES		465		54.51		03 = OVER VOTES		1	
02 = NO		388		45.49		04 = UNDER VOTES		86	
		01	02	03	04				
2101	VENICE 01	175	154	1	38				
2102	VENICE 02	18	37	0	7				
2103	VENICE 03	178	90	0	23				
2104	VENICE 04	94	107	0	18				

NUMBERED KEY CANVASS

2022 General Primary Election
 Madison County, Illinois
 June 28, 2022

Official Results

	VOTES		PERCENT		VOTES	PERCENT
FOSTERBURG FPD						
Vote for not more than 1						
01 = YES		474	64.84	03 = OVER VOTES	2	
02 = NO		257	35.16	04 = UNDER VOTES	46	
	01	02	03	04		
1601 MORO 01	0	0	0	0		
1917 WOOD RIVER 17	6	8	0	0		
2001 FOSTER 01	145	68	1	19		
2002 FOSTER 02	123	56	1	6		
2003 FOSTER 03	103	50	0	5		
2004 FOSTER 04	71	58	0	11		
2411 GODFREY 11	22	15	0	5		
2412 GODFREY 12	4	2	0	0		

Canvass of Write-In Votes
General Primary Election - June 28, 2022

Candidate/Office	Vote Total
Ebony Huddleston Democrat -Third Judicial Circuit Judge-Sub Circuit 1 (vacacncy of Honorable Judge Tognarelli)	1224
John Barry Julian Democrat - Third Judicial Circuit Judge-Sub Circuit 1 (vacancy of Honorable Judge Dugan)	1234
Janis Jensen Democrat - Precinct Committeeperson - Jarvis 11	2
Vicky L. Jackson Democrat - Precinct Committeeperson - Collinsville 11	3
Jason M. Smith Democrat - Precinct Committeeperson - Granite City 10	6
Sylvester Jennings Democrat - Precinct Committeeperson - Alton 9	5
Curtis Warlick Democrat - Precinct Committeeperson - Alton 13	2
Earl E. Brockmeier Republican - Precinct Committeeperson - Saline 2	19
Lori Fuller Republican - Precinct Committeeperson - Saline 5	1
Donald A. Moore Republican - Precinct Committeeperson - Jarvis 3	4
Mike Wever Republican - Precinct Committeeperson - Edwardsville 12	2
Thomas A. Ambrose Republican - Precinct Committeeperosn - Wood River 3	4
Matthew Howard Republican - Precinct Committeeperson - Alton 4	2