



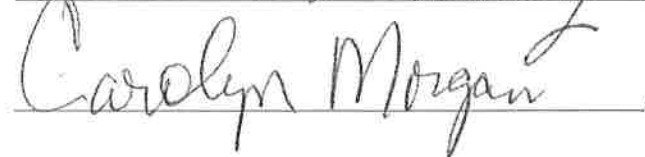
CANVASS CERTIFICATION

We, the undersigned Canvassing Board of the County of Madison, State of Illinois do hereby certify that the attached Election results are a true and correct tabulation of the votes cast in the various precincts at the General Primary Election held on June 28, 2022 for the Candidates and Referenda herein set forth.

Dated: July 18, 2022

 Madison County Clerk

, Republican Canvass Board Member

, Democratic Canvass Board Member

	VOTES	PERCENT		VOTES	PERCENT
STATE SENATOR 55TH LEGISLATIVE DISTRICT					
Vote for not more than 1					
01 = JASON PLUMMER	6,386	100.00			
02 = OVER VOTES	0		03 = UNDER VOTES	773	
	01	02	03		
0101 HELVETIA 01	128	0	14		
0102 HELVETIA 02	168	0	19		
0103 HELVETIA 03	137	0	21		
0104 HELVETIA 04	168	0	19		
0105 HELVETIA 05	233	0	13		
0106 HELVETIA 06	211	0	23		
0201 SALINE 01	162	0	13		
0202 SALINE 02	189	0	25		
0203 SALINE 03	162	0	12		
0204 SALINE 04	192	0	15		
0205 SALINE 05	219	0	34		
0301 LEEF 01	98	0	10		
0401 NEW DOUGLAS 01	72	0	9		
0501 ST. JACOB 01	194	0	26		
0502 ST. JACOB 02	176	0	26		
0601 MARINE 01	129	0	17		
0602 MARINE 02	140	0	18		
0701 ALHAMBRA 01	259	0	27		
0801 OLIVE 01	136	0	24		
0802 OLIVE 02	55	0	6		
0901 JARVIS 01	115	0	14		
0902 JARVIS 02	105	0	4		
0903 JARVIS 03	127	0	19		
0904 JARVIS 04	149	0	13		
0905 JARVIS 05	102	0	18		
0906 JARVIS 06	111	0	9		
0907 JARVIS 07	96	0	10		
0908 JARVIS 08	114	0	15		
0909 JARVIS 09	158	0	15		
0910 JARVIS 10	192	0	15		
0911 JARVIS 11	126	0	8		
0912 JARVIS 12	72	0	13		
1001 PIN OAK 01	163	0	23		
1002 PIN OAK 02	148	0	25		
1003 PIN OAK 03	204	0	30		
1101 HAMEL 01	168	0	15		
1102 HAMEL 02	194	0	29		
1201 OMPHGENT 01	217	0	30		
1202 OMPHGENT 02	119	0	13		
1309 COLLINSVILLE 09	72	0	12		
1312 COLLINSVILLE 12	95	0	15		
1318 COLLINSVILLE 18	143	0	29		
1320 COLLINSVILLE 20	33	0	7		
1501 FORT RUSSELL 01	135	0	21		

STATE SENATOR 56TH LEGISLATIVE DISTRICT				VOTES	PERCENT	VOTES	PERCENT
Vote for not more than 1							
01 = ERICA CONWAY HARRISS				11,137	100.00		
02 = OVER VOTES				0		03 = UNDER VOTES	2,320
		01	02	03			
1301	COLLINSVILLE 01	84	0	18			
1302	COLLINSVILLE 02	91	0	25			
1303	COLLINSVILLE 03	110	0	20			
1304	COLLINSVILLE 04	63	0	9			
1305	COLLINSVILLE 05	94	0	13			
1306	COLLINSVILLE 06	58	0	6			
1307	COLLINSVILLE 07	137	0	20			
1308	COLLINSVILLE 08	105	0	31			
1309	COLLINSVILLE 09	70	0	16			
1310	COLLINSVILLE 10	139	0	26			
1311	COLLINSVILLE 11	172	0	38			
1312	COLLINSVILLE 12	50	0	7			
1313	COLLINSVILLE 13	56	0	11			
1314	COLLINSVILLE 14	103	0	23			
1315	COLLINSVILLE 15	101	0	38			
1316	COLLINSVILLE 16	82	0	15			
1317	COLLINSVILLE 17	147	0	25			
1319	COLLINSVILLE 19	85	0	17			
1320	COLLINSVILLE 20	120	0	10			
1321	COLLINSVILLE 21	158	0	22			
1322	COLLINSVILLE 22	77	0	12			
1323	COLLINSVILLE 23	127	0	21			
1324	COLLINSVILLE 24	91	0	19			
1325	COLLINSVILLE 25	98	0	32			
1401	EDWARDSVILLE 01	139	0	23			
1402	EDWARDSVILLE 02	75	0	13			
1403	EDWARDSVILLE 03	78	0	25			
1404	EDWARDSVILLE 04	75	0	15			
1405	EDWARDSVILLE 05	44	0	18			
1406	EDWARDSVILLE 06	110	0	33			
1407	EDWARDSVILLE 07	104	0	22			
1408	EDWARDSVILLE 08	107	0	19			
1409	EDWARDSVILLE 09	39	0	11			
1410	EDWARDSVILLE 10	140	0	26			
1411	EDWARDSVILLE 11	88	0	23			
1412	EDWARDSVILLE 12	26	0	6			
1413	EDWARDSVILLE 13	112	0	31			
1414	EDWARDSVILLE 14	75	0	17			
1415	EDWARDSVILLE 15	67	0	11			
1416	EDWARDSVILLE 16	102	0	29			
1417	EDWARDSVILLE 17	143	0	32			
1418	EDWARDSVILLE 18	151	0	22			
1419	EDWARDSVILLE 19	113	0	30			
1420	EDWARDSVILLE 20	124	0	23			
1421	EDWARDSVILLE 21	114	0	28			
1422	EDWARDSVILLE 22	78	0	13			
1423	EDWARDSVILLE 23	54	0	16			
1424	EDWARDSVILLE 24	62	0	18			
1425	EDWARDSVILLE 25	67	0	16			
1426	EDWARDSVILLE 26	76	0	10			
1501	FORT RUSSELL 01	39	0	8			
1502	FORT RUSSELL 02	104	0	10			
1504	FORT RUSSELL 04	4	0	0			
1506	FORT RUSSELL 06	67	0	12			

	VOTES	PERCENT	VOTES	PERCENT
STATE SENATOR 56TH LEGISLATIVE DISTRICT				
Vote for not more than 1				
01 = ERICA CONWAY HARRISS	11,137	100.00		
02 = OVER VOTES	0		2,320	
			03 = UNDER VOTES	

(CONTINUED FROM PREVIOUS PAGE)

	01	02	03
1701 NAMEOKI 01	117	0	21
1702 NAMEOKI 02	16	0	5
1703 NAMEOKI 03	127	0	29
1704 NAMEOKI 04	26	0	6
1705 NAMEOKI 05	69	0	9
1706 NAMEOKI 06	132	0	21
1707 NAMEOKI 07	87	0	18
1708 NAMEOKI 08	73	0	9
1801 CHOUTEAU 01	121	0	9
1802 CHOUTEAU 02	85	0	23
1803 CHOUTEAU 03	44	0	10
1804 CHOUTEAU 04	108	0	19
1805 CHOUTEAU 05	69	0	20
1806 CHOUTEAU 06	111	0	21
1901 WOOD RIVER 01	76	0	14
1902 WOOD RIVER 02	78	0	14
1903 WOOD RIVER 03	96	0	24
1904 WOOD RIVER 04	85	0	10
1905 WOOD RIVER 05	84	0	17
1906 WOOD RIVER 06	95	0	13
1907 WOOD RIVER 07	86	0	23
1908 WOOD RIVER 08	81	0	13
1909 WOOD RIVER 09	56	0	4
1910 WOOD RIVER 10	123	0	37
1911 WOOD RIVER 11	54	0	16
1912 WOOD RIVER 12	112	0	20
1913 WOOD RIVER 13	132	0	28
1914 WOOD RIVER 14	120	0	29
1915 WOOD RIVER 15	37	0	5
1916 WOOD RIVER 16	120	0	18
1917 WOOD RIVER 17	40	0	10
1918 WOOD RIVER 18	47	0	13
1919 WOOD RIVER 19	102	0	25
1920 WOOD RIVER 20	84	0	15
1921 WOOD RIVER 21	75	0	22
2002 FOSTER 02	1	0	0
2102 VENICE 02	23	0	5
2201 GRANITE CITY 01	52	0	5
2202 GRANITE CITY 02	105	0	28
2203 GRANITE CITY 03	144	0	47
2204 GRANITE CITY 04	148	0	23
2205 GRANITE CITY 05	110	0	33
2206 GRANITE CITY 06	117	0	36
2207 GRANITE CITY 07	57	0	15
2208 GRANITE CITY 08	62	0	9
2209 GRANITE CITY 09	128	0	41
2210 GRANITE CITY 10	80	0	11
2211 GRANITE CITY 11	57	0	7
2212 GRANITE CITY 12	107	0	18
2213 GRANITE CITY 13	40	0	6
2214 GRANITE CITY 14	74	0	7
2215 GRANITE CITY 15	86	0	17
2216 GRANITE CITY 16	136	0	17
2217 GRANITE CITY 17	145	0	43

NUMBERED KEY CANVASS

2022 General Primary Election
 Madison County, Illinois
 June 28, 2022
 REPUBLICAN

Official Results

STATE SENATOR 56TH LEGISLATIVE DISTRICT

Vote for not more than 1

01 = ERICA CONWAY HARRISS

02 = OVER VOTES

VOTES PERCENT
 11,137 100.00
 0

03 = UNDER VOTES

VOTES PERCENT

2,320

(CONTINUED FROM PREVIOUS PAGE)

	01	02	03
2301 ALTON 01	58	0	11
2302 ALTON 02	28	0	5
2303 ALTON 03	86	0	18
2304 ALTON 04	39	0	8
2305 ALTON 05	96	0	23
2306 ALTON 06	63	0	12
2307 ALTON 07	39	0	7
2308 ALTON 08	38	0	6
2309 ALTON 09	68	0	13
2310 ALTON 10	97	0	17
2311 ALTON 11	42	0	14
2312 ALTON 12	74	0	18
2313 ALTON 13	30	0	5
2314 ALTON 14	114	0	21
2315 ALTON 15	73	0	6
2316 ALTON 16	45	0	10
2317 ALTON 17	35	0	5
2401 GODFREY 01	95	0	18
2402 GODFREY 02	46	0	6
2403 GODFREY 03	102	0	35
2405 GODFREY 05	130	0	37
2406 GODFREY 06	104	0	33

NUMBERED KEY CANVASS

2022 General Primary Election
Madison County, Illinois
June 28, 2022
REPUBLICAN

Official Results

	VOTES	PERCENT		VOTES	PERCENT
STATE SENATOR 57TH LEGISLATIVE DISTRICT					
Vote for not more than 1					
01 = WAVEY T. LESTER II	38	100.00			
02 = OVER VOTES	0		03 = UNDER VOTES	7	
	01	02	03		
2101 VENICE 01	6	0	1		
2102 VENICE 02	0	0	0		
2103 VENICE 03	8	0	4		
2104 VENICE 04	24	0	2		

	VOTES	PERCENT		VOTES	PERCENT
REP. GENERAL ASSEMBLY 100TH REPRESENTATIVE DISTRICT					
Vote for not more than 1					
01 = CHRISTOPHER "C.D." DAVIDSMEYER	2,689	100.00			
02 = OVER VOTES	0		03 = UNDER VOTES	553	

	01	02	03
1503 FORT RUSSELL 03	128	0	14
1504 FORT RUSSELL 04	146	0	28
1505 FORT RUSSELL 05	67	0	21
1506 FORT RUSSELL 06	70	0	18
1507 FORT RUSSELL 07	129	0	24
1601 MORO 01	118	0	32
1602 MORO 02	139	0	23
1603 MORO 03	147	0	32
2001 FOSTER 01	137	0	27
2002 FOSTER 02	135	0	27
2003 FOSTER 03	95	0	18
2004 FOSTER 04	94	0	14
2401 GODFREY 01	16	0	4
2403 GODFREY 03	15	0	10
2404 GODFREY 04	194	0	45
2407 GODFREY 07	113	0	30
2408 GODFREY 08	158	0	29
2409 GODFREY 09	176	0	36
2410 GODFREY 10	117	0	22
2411 GODFREY 11	53	0	8
2412 GODFREY 12	102	0	9
2413 GODFREY 13	173	0	24
2414 GODFREY 14	167	0	58

	VOTES	PERCENT	VOTES	PERCENT
REP. GENERAL ASSEMBLY 109TH REPRESENTITIVE DISTRICT				
Vote for not more than 1				
01 = CHARLES MEIER	6,207	100.00		
02 = OVER VOTES	0		952	
			03 = UNDER VOTES	

	01	02	03
0101 HELVETIA 01	127	0	15
0102 HELVETIA 02	164	0	23
0103 HELVETIA 03	138	0	20
0104 HELVETIA 04	167	0	20
0105 HELVETIA 05	233	0	13
0106 HELVETIA 06	210	0	24
0201 SALINE 01	162	0	13
0202 SALINE 02	188	0	26
0203 SALINE 03	156	0	18
0204 SALINE 04	193	0	14
0205 SALINE 05	213	0	40
0301 LEEF 01	99	0	9
0401 NEW DOUGLAS 01	66	0	15
0501 ST. JACOB 01	183	0	37
0502 ST. JACOB 02	177	0	25
0601 MARINE 01	131	0	15
0602 MARINE 02	139	0	19
0701 ALHAMBRA 01	254	0	32
0801 OLIVE 01	125	0	35
0802 OLIVE 02	50	0	11
0901 JARVIS 01	110	0	19
0902 JARVIS 02	104	0	5
0903 JARVIS 03	124	0	22
0904 JARVIS 04	145	0	17
0905 JARVIS 05	99	0	21
0906 JARVIS 06	109	0	11
0907 JARVIS 07	91	0	15
0908 JARVIS 08	114	0	15
0909 JARVIS 09	145	0	28
0910 JARVIS 10	182	0	25
0911 JARVIS 11	128	0	6
0912 JARVIS 12	69	0	16
1001 PIN OAK 01	164	0	22
1002 PIN OAK 02	136	0	37
1003 PIN OAK 03	199	0	35
1101 HAMEL 01	160	0	23
1102 HAMEL 02	180	0	43
1201 OMPHGENT 01	208	0	39
1202 OMPHGENT 02	114	0	18
1309 COLLINSVILLE 09	66	0	18
1312 COLLINSVILLE 12	88	0	22
1318 COLLINSVILLE 18	138	0	34
1320 COLLINSVILLE 20	32	0	8
1501 FORT RUSSELL 01	127	0	29

REP. GENERAL ASSEMBLY 111TH REPRESENTATIVE DISTRICT

Vote for not more than 1

01 = AMY ELIK 7,241 100.00
 02 = OVER VOTES 0

03 = UNDER VOTES

1,108

 01 02 03

1310 COLLINSVILLE 10	135	0	30
1317 COLLINSVILLE 17	26	0	10
1321 COLLINSVILLE 21	108	0	16
1323 COLLINSVILLE 23	62	0	7
1407 EDWARDSVILLE 07	103	0	21
1410 EDWARDSVILLE 10	129	0	37
1411 EDWARDSVILLE 11	77	0	16
1412 EDWARDSVILLE 12	13	0	4
1418 EDWARDSVILLE 18	144	0	29
1420 EDWARDSVILLE 20	81	0	15
1422 EDWARDSVILLE 22	73	0	18
1425 EDWARDSVILLE 25	0	0	0
1501 FORT RUSSELL 01	41	0	6
1502 FORT RUSSELL 02	106	0	8
1504 FORT RUSSELL 04	4	0	0
1506 FORT RUSSELL 06	73	0	6
1701 NAMEOKI 01	116	0	22
1703 NAMEOKI 03	128	0	28
1705 NAMEOKI 05	69	0	9
1706 NAMEOKI 06	129	0	24
1707 NAMEOKI 07	0	0	0
1708 NAMEOKI 08	74	0	8
1801 CHOUTEAU 01	123	0	7
1802 CHOUTEAU 02	91	0	17
1803 CHOUTEAU 03	42	0	12
1804 CHOUTEAU 04	107	0	20
1805 CHOUTEAU 05	73	0	16
1806 CHOUTEAU 06	116	0	16
1901 WOOD RIVER 01	83	0	7
1902 WOOD RIVER 02	85	0	7
1903 WOOD RIVER 03	105	0	15
1904 WOOD RIVER 04	88	0	7
1905 WOOD RIVER 05	94	0	7
1906 WOOD RIVER 06	100	0	8
1907 WOOD RIVER 07	96	0	13
1908 WOOD RIVER 08	86	0	8
1909 WOOD RIVER 09	57	0	3
1910 WOOD RIVER 10	135	0	25
1911 WOOD RIVER 11	61	0	9
1912 WOOD RIVER 12	121	0	11
1913 WOOD RIVER 13	141	0	19
1914 WOOD RIVER 14	128	0	21
1915 WOOD RIVER 15	37	0	5
1916 WOOD RIVER 16	126	0	12
1917 WOOD RIVER 17	45	0	5
1918 WOOD RIVER 18	53	0	7
1919 WOOD RIVER 19	115	0	12
1920 WOOD RIVER 20	88	0	11
1921 WOOD RIVER 21	86	0	11
2002 FOSTER 02	1	0	0
2102 VENICE 02	20	0	4
2201 GRANITE CITY 01	17	0	0
2202 GRANITE CITY 02	104	0	29
2203 GRANITE CITY 03	148	0	43

	VOTES	PERCENT		VOTES	PERCENT
REP. GENERAL ASSEMBLY 111TH REPRESENTATIVE DISTRICT					
Vote for not more than 1					
01 = AMY ELIK	7,241	100.00			
02 = OVER VOTES	0		03 = UNDER VOTES	1,108	

(CONTINUED FROM PREVIOUS PAGE)

	01	02	03
2204 GRANITE CITY 04	149	0	22
2205 GRANITE CITY 05	116	0	27
2206 GRANITE CITY 06	120	0	33
2208 GRANITE CITY 08	63	0	8
2209 GRANITE CITY 09	136	0	33
2210 GRANITE CITY 10	81	0	10
2212 GRANITE CITY 12	106	0	19
2214 GRANITE CITY 14	74	0	7
2215 GRANITE CITY 15	9	0	1
2216 GRANITE CITY 16	138	0	15
2217 GRANITE CITY 17	144	0	44
2301 ALTON 01	61	0	8
2302 ALTON 02	28	0	5
2303 ALTON 03	96	0	8
2304 ALTON 04	40	0	7
2305 ALTON 05	109	0	10
2306 ALTON 06	66	0	9
2307 ALTON 07	40	0	6
2308 ALTON 08	40	0	4
2309 ALTON 09	68	0	13
2310 ALTON 10	101	0	13
2311 ALTON 11	45	0	11
2312 ALTON 12	85	0	7
2313 ALTON 13	33	0	2
2314 ALTON 14	124	0	11
2315 ALTON 15	75	0	4
2316 ALTON 16	49	0	6
2317 ALTON 17	35	0	5
2401 GODFREY 01	103	0	10
2402 GODFREY 02	49	0	3
2403 GODFREY 03	120	0	17
2405 GODFREY 05	152	0	15
2406 GODFREY 06	123	0	14

	VOTES	PERCENT		VOTES	PERCENT
REP. GENERAL ASSEMBLY 112TH REPRESENTATIVE DISTRICT					
Vote for not more than 1					
01 = JENNIFER M. KORTE	3,305	67.77	03 = OVER VOTES	0	
02 = JOE HACKLER	1,572	32.23	04 = UNDER VOTES	231	

	01	02	03	04
1301 COLLINSVILLE 01	71	25	0	6
1302 COLLINSVILLE 02	70	43	0	3
1303 COLLINSVILLE 03	89	35	0	6
1304 COLLINSVILLE 04	48	19	0	5
1305 COLLINSVILLE 05	64	39	0	4
1306 COLLINSVILLE 06	53	6	0	5
1307 COLLINSVILLE 07	117	36	0	4
1308 COLLINSVILLE 08	101	33	0	2
1309 COLLINSVILLE 09	53	26	0	7
1311 COLLINSVILLE 11	134	70	0	6
1312 COLLINSVILLE 12	44	13	0	0
1313 COLLINSVILLE 13	47	17	0	3
1314 COLLINSVILLE 14	88	37	0	1
1315 COLLINSVILLE 15	84	41	0	14
1316 COLLINSVILLE 16	79	16	0	2
1317 COLLINSVILLE 17	97	34	0	5
1319 COLLINSVILLE 19	73	25	0	4
1320 COLLINSVILLE 20	103	25	0	2
1321 COLLINSVILLE 21	36	18	0	2
1322 COLLINSVILLE 22	56	31	0	2
1323 COLLINSVILLE 23	58	19	0	2
1324 COLLINSVILLE 24	75	30	0	5
1325 COLLINSVILLE 25	87	39	0	4
1401 EDWARDSVILLE 01	110	47	0	5
1402 EDWARDSVILLE 02	50	30	0	8
1403 EDWARDSVILLE 03	69	24	0	10
1404 EDWARDSVILLE 04	61	26	0	3
1405 EDWARDSVILLE 05	34	28	0	0
1406 EDWARDSVILLE 06	83	54	0	6
1407 EDWARDSVILLE 07	2	0	0	0
1408 EDWARDSVILLE 08	77	43	0	6
1409 EDWARDSVILLE 09	34	12	0	4
1411 EDWARDSVILLE 11	10	7	0	1
1412 EDWARDSVILLE 12	7	7	0	1
1413 EDWARDSVILLE 13	89	45	0	9
1414 EDWARDSVILLE 14	58	32	0	2
1415 EDWARDSVILLE 15	54	19	0	5
1416 EDWARDSVILLE 16	91	34	0	6
1417 EDWARDSVILLE 17	103	65	0	7
1419 EDWARDSVILLE 19	104	30	0	9
1420 EDWARDSVILLE 20	32	18	0	1
1421 EDWARDSVILLE 21	76	55	0	11
1423 EDWARDSVILLE 23	43	21	0	6
1424 EDWARDSVILLE 24	50	26	0	4
1425 EDWARDSVILLE 25	49	30	0	4
1426 EDWARDSVILLE 26	61	24	0	1
1702 NAMEOKI 02	11	7	0	3
1704 NAMEOKI 04	20	9	0	3
1707 NAMEOKI 07	55	40	0	10
2102 VENICE 02	1	3	0	0
2201 GRANITE CITY 01	25	13	0	2
2207 GRANITE CITY 07	33	36	0	3
2211 GRANITE CITY 11	25	36	0	3
2213 GRANITE CITY 13	21	24	0	1

	VOTES	PERCENT		VOTES	PERCENT
REP. GENERAL ASSEMBLY 112TH REPRESENTATIVE DISTRICT					
Vote for not more than 1					
01 = JENNIFER M. KORTE	3,305	67.77	03 = OVER VOTES	0	
02 = JOE HACKLER	1,572	32.23	04 = UNDER VOTES	231	
(CONTINUED FROM PREVIOUS PAGE)	01	02	03	04	
2215 GRANITE CITY 15	40	50	0	3	

NUMBERED KEY CANVASS

2022 General Primary Election
Madison County, Illinois
June 28, 2022
REPUBLICAN

Official Results

	VOTES	PERCENT		VOTES	PERCENT
REP. GENERAL ASSEMBLY 113TH REPRESENTATIVE DISTRICT					
Vote for not more than 1					
01 = ASHLEY HUNSAKER	38	100.00			
02 = OVER VOTES	0		03 = UNDER VOTES	7	
	01	02	03		
2101 VENICE 01	7	0	0		
2102 VENICE 02	0	0	0		
2103 VENICE 03	8	0	4		
2104 VENICE 04	23	0	3		

COUNTY CLERK AND RECORDER
 Vote for not more than 1
 01 = MIKE WALTERS
 02 = LINDA ANDREAS

VOTES PERCENT

VOTES PERCENT

10,196 49.56 03 = OVER VOTES
 10,378 50.44 04 = UNDER VOTES

4
 3,325

	01	02	03	04
0101 HELVETIA 01	58	62	0	22
0102 HELVETIA 02	61	91	0	35
0103 HELVETIA 03	64	69	0	25
0104 HELVETIA 04	76	76	0	35
0105 HELVETIA 05	100	107	0	39
0106 HELVETIA 06	109	87	0	38
0201 SALINE 01	75	64	0	36
0202 SALINE 02	86	93	0	35
0203 SALINE 03	80	71	0	23
0204 SALINE 04	90	88	0	29
0205 SALINE 05	99	94	0	60
0301 LEEF 01	42	51	0	15
0401 NEW DOUGLAS 01	29	37	0	15
0501 ST. JACOB 01	74	104	0	42
0502 ST. JACOB 02	76	89	0	37
0601 MARINE 01	52	71	0	23
0602 MARINE 02	46	84	0	28
0701 ALHAMBRA 01	104	135	0	47
0801 OLIVE 01	52	71	0	37
0802 OLIVE 02	26	18	0	17
0901 JARVIS 01	46	66	0	17
0902 JARVIS 02	43	53	0	13
0903 JARVIS 03	60	64	0	22
0904 JARVIS 04	54	82	0	26
0905 JARVIS 05	46	54	0	20
0906 JARVIS 06	36	76	0	8
0907 JARVIS 07	45	50	0	11
0908 JARVIS 08	53	49	0	27
0909 JARVIS 09	82	65	0	26
0910 JARVIS 10	72	104	0	31
0911 JARVIS 11	36	80	0	18
0912 JARVIS 12	39	34	0	12
1001 PIN OAK 01	60	94	0	32
1002 PIN OAK 02	72	64	0	37
1003 PIN OAK 03	81	111	1	41
1101 HAMEL 01	94	69	0	20
1102 HAMEL 02	90	99	0	34
1201 OMPHGENT 01	95	118	0	34
1202 OMPHGENT 02	52	54	0	26
1301 COLLINSVILLE 01	37	49	0	16
1302 COLLINSVILLE 02	53	51	0	12
1303 COLLINSVILLE 03	48	71	0	11
1304 COLLINSVILLE 04	23	40	0	9
1305 COLLINSVILLE 05	50	43	0	14
1306 COLLINSVILLE 06	20	42	0	2
1307 COLLINSVILLE 07	67	75	0	15
1308 COLLINSVILLE 08	56	62	0	18
1309 COLLINSVILLE 09	63	78	0	29
1310 COLLINSVILLE 10	57	91	0	17
1311 COLLINSVILLE 11	96	90	1	23
1312 COLLINSVILLE 12	62	85	0	20
1313 COLLINSVILLE 13	22	37	0	8
1314 COLLINSVILLE 14	49	60	0	17
1315 COLLINSVILLE 15	54	62	0	23

	VOTES	PERCENT		VOTES	PERCENT
COUNTY CLERK AND RECORDER					
Vote for not more than 1					
01 = MIKE WALTERS	10,196	49.56	03 = OVER VOTES	4	
02 = LINDA ANDREAS	10,378	50.44	04 = UNDER VOTES	3,325	

(CONTINUED FROM PREVIOUS PAGE)

	01	02	03	04
1316 COLLINSVILLE 16	37	50	0	10
1317 COLLINSVILLE 17	49	108	0	15
1318 COLLINSVILLE 18	84	67	0	21
1319 COLLINSVILLE 19	46	46	0	10
1320 COLLINSVILLE 20	100	58	0	12
1321 COLLINSVILLE 21	60	96	0	24
1322 COLLINSVILLE 22	38	42	0	9
1323 COLLINSVILLE 23	55	73	0	20
1324 COLLINSVILLE 24	49	50	0	11
1325 COLLINSVILLE 25	43	60	0	27
1401 EDWARDSVILLE 01	65	78	0	19
1402 EDWARDSVILLE 02	33	46	0	9
1403 EDWARDSVILLE 03	35	47	0	21
1404 EDWARDSVILLE 04	33	39	0	18
1405 EDWARDSVILLE 05	20	33	0	9
1406 EDWARDSVILLE 06	45	73	0	25
1407 EDWARDSVILLE 07	50	54	0	22
1408 EDWARDSVILLE 08	45	65	0	16
1409 EDWARDSVILLE 09	18	25	0	7
1410 EDWARDSVILLE 10	49	84	0	33
1411 EDWARDSVILLE 11	40	55	0	16
1412 EDWARDSVILLE 12	14	17	0	1
1413 EDWARDSVILLE 13	45	70	0	28
1414 EDWARDSVILLE 14	30	57	0	5
1415 EDWARDSVILLE 15	33	34	0	11
1416 EDWARDSVILLE 16	45	66	0	20
1417 EDWARDSVILLE 17	63	86	0	26
1418 EDWARDSVILLE 18	58	83	0	32
1419 EDWARDSVILLE 19	61	50	0	32
1420 EDWARDSVILLE 20	51	66	0	30
1421 EDWARDSVILLE 21	65	54	0	23
1422 EDWARDSVILLE 22	44	36	0	11
1423 EDWARDSVILLE 23	32	26	0	12
1424 EDWARDSVILLE 24	20	43	0	17
1425 EDWARDSVILLE 25	24	48	0	11
1426 EDWARDSVILLE 26	35	42	0	9
1501 FORT RUSSELL 01	88	82	0	33
1502 FORT RUSSELL 02	40	65	0	9
1503 FORT RUSSELL 03	79	47	0	16
1504 FORT RUSSELL 04	77	82	0	19
1505 FORT RUSSELL 05	36	38	0	14
1506 FORT RUSSELL 06	74	70	0	23
1507 FORT RUSSELL 07	63	66	0	24
1601 MORO 01	65	65	0	20
1602 MORO 02	78	65	0	19
1603 MORO 03	59	101	0	19
1701 NAMEOKI 01	51	73	0	14
1702 NAMEOKI 02	9	9	0	3
1703 NAMEOKI 03	62	66	0	28
1704 NAMEOKI 04	16	12	0	4
1705 NAMEOKI 05	34	35	0	9
1706 NAMEOKI 06	66	70	0	17
1707 NAMEOKI 07	48	42	0	15
1708 NAMEOKI 08	38	34	0	10

COUNTY CLERK AND RECORDER

Vote for not more than 1

- 01 = MIKE WALTERS
- 02 = LINDA ANDREAS

VOTES PERCENT

10,196 49.56
 10,378 50.44

03 = OVER VOTES
 04 = UNDER VOTES

VOTES PERCENT

4
 3,325

(CONTINUED FROM PREVIOUS PAGE)

	01	02	03	04
1801 CHOUTEAU 01	40	82	0	8
1802 CHOUTEAU 02	50	42	0	16
1803 CHOUTEAU 03	20	25	0	9
1804 CHOUTEAU 04	51	60	0	16
1805 CHOUTEAU 05	36	42	0	11
1806 CHOUTEAU 06	59	59	0	14
1901 WOOD RIVER 01	43	38	0	9
1902 WOOD RIVER 02	41	37	0	14
1903 WOOD RIVER 03	55	44	0	21
1904 WOOD RIVER 04	40	47	0	8
1905 WOOD RIVER 05	45	39	0	17
1906 WOOD RIVER 06	45	55	0	8
1907 WOOD RIVER 07	54	39	0	16
1908 WOOD RIVER 08	41	40	0	13
1909 WOOD RIVER 09	36	21	0	3
1910 WOOD RIVER 10	77	59	0	24
1911 WOOD RIVER 11	27	29	0	14
1912 WOOD RIVER 12	59	53	0	20
1913 WOOD RIVER 13	80	64	0	16
1914 WOOD RIVER 14	60	71	0	18
1915 WOOD RIVER 15	18	19	0	5
1916 WOOD RIVER 16	60	59	0	19
1917 WOOD RIVER 17	23	21	0	6
1918 WOOD RIVER 18	30	25	0	5
1919 WOOD RIVER 19	62	41	0	24
1920 WOOD RIVER 20	46	36	0	17
1921 WOOD RIVER 21	42	35	0	20
2001 FOSTER 01	87	54	0	23
2002 FOSTER 02	86	63	0	14
2003 FOSTER 03	61	41	0	11
2004 FOSTER 04	52	42	0	14
2101 VENICE 01	2	5	0	0
2102 VENICE 02	8	15	0	5
2103 VENICE 03	4	6	0	2
2104 VENICE 04	10	14	0	2
2201 GRANITE CITY 01	28	24	0	5
2202 GRANITE CITY 02	65	49	0	19
2203 GRANITE CITY 03	74	75	0	42
2204 GRANITE CITY 04	57	86	0	28
2205 GRANITE CITY 05	49	67	0	27
2206 GRANITE CITY 06	61	67	0	25
2207 GRANITE CITY 07	42	19	0	11
2208 GRANITE CITY 08	27	33	0	11
2209 GRANITE CITY 09	68	65	0	36
2210 GRANITE CITY 10	39	40	0	12
2211 GRANITE CITY 11	30	27	0	7
2212 GRANITE CITY 12	64	52	0	9
2213 GRANITE CITY 13	17	26	0	3
2214 GRANITE CITY 14	32	49	0	0
2215 GRANITE CITY 15	32	59	0	12
2216 GRANITE CITY 16	75	60	0	18
2217 GRANITE CITY 17	74	75	0	39
2301 ALTON 01	46	16	0	7
2302 ALTON 02	13	16	0	4

COUNTY CLERK AND RECORDER
 Vote for not more than 1
 01 = MIKE WALTERS
 02 = LINDA ANDREAS

VOTES PERCENT

VOTES PERCENT

10,196 49.56 03 = OVER VOTES
 10,378 50.44 04 = UNDER VOTES

4
 3,325

(CONTINUED FROM PREVIOUS PAGE)

	01	02	03	04
2303 ALTON 03	59	32	0	13
2304 ALTON 04	29	15	0	3
2305 ALTON 05	72	33	1	13
2306 ALTON 06	29	36	0	10
2307 ALTON 07	26	17	0	3
2308 ALTON 08	26	14	0	4
2309 ALTON 09	41	34	0	6
2310 ALTON 10	64	40	0	10
2311 ALTON 11	22	25	0	9
2312 ALTON 12	62	23	0	7
2313 ALTON 13	16	15	0	4
2314 ALTON 14	73	47	0	15
2315 ALTON 15	39	35	0	5
2316 ALTON 16	26	22	0	7
2317 ALTON 17	15	20	0	5
2401 GODFREY 01	75	45	1	12
2402 GODFREY 02	26	22	0	4
2403 GODFREY 03	102	42	0	18
2404 GODFREY 04	150	74	0	15
2405 GODFREY 05	106	42	0	19
2406 GODFREY 06	85	36	0	16
2407 GODFREY 07	84	45	0	14
2408 GODFREY 08	81	90	0	16
2409 GODFREY 09	109	83	0	20
2410 GODFREY 10	80	43	0	16
2411 GODFREY 11	36	20	0	5
2412 GODFREY 12	62	41	0	8
2413 GODFREY 13	109	70	0	18
2414 GODFREY 14	140	57	0	28

NUMBERED KEY CANVASS

2022 General Primary Election
 Madison County, Illinois
 June 28, 2022
 REPUBLICAN

Official Results

	VOTES		PERCENT		VOTES	PERCENT
COUNTY TREASURER						
Vote for not more than 1						
01 = CHRIS SLUSSER	14,856	68.02	03 = OVER VOTES		1	
02 = DOUG HULME	6,986	31.98	04 = UNDER VOTES		2,060	
	01	02	03	04		
0101 HELVETIA 01	94	35	0	13		
0102 HELVETIA 02	113	53	0	21		
0103 HELVETIA 03	86	58	0	14		
0104 HELVETIA 04	123	41	0	23		
0105 HELVETIA 05	163	58	0	25		
0106 HELVETIA 06	155	53	0	26		
0201 SALINE 01	112	47	0	16		
0202 SALINE 02	136	52	0	26		
0203 SALINE 03	118	43	0	13		
0204 SALINE 04	143	43	0	21		
0205 SALINE 05	165	49	0	39		
0301 LEEF 01	61	35	0	12		
0401 NEW DOUGLAS 01	55	13	0	13		
0501 ST. JACOB 01	116	77	0	27		
0502 ST. JACOB 02	128	54	0	20		
0601 MARINE 01	98	35	0	13		
0602 MARINE 02	80	60	0	18		
0701 ALHAMBRA 01	174	80	0	32		
0801 OLIVE 01	94	46	0	20		
0802 OLIVE 02	37	12	0	12		
0901 JARVIS 01	75	41	0	13		
0902 JARVIS 02	60	40	0	9		
0903 JARVIS 03	82	47	0	17		
0904 JARVIS 04	102	38	0	22		
0905 JARVIS 05	71	37	0	12		
0906 JARVIS 06	63	49	0	8		
0907 JARVIS 07	55	43	0	8		
0908 JARVIS 08	68	39	0	22		
0909 JARVIS 09	113	43	0	17		
0910 JARVIS 10	120	70	0	17		
0911 JARVIS 11	74	46	0	14		
0912 JARVIS 12	59	20	0	6		
1001 PIN OAK 01	120	48	0	18		
1002 PIN OAK 02	111	46	0	16		
1003 PIN OAK 03	134	78	1	21		
1101 HAMEL 01	118	55	0	10		
1102 HAMEL 02	126	82	0	15		
1201 OMPHGENT 01	159	68	0	20		
1202 OMPHGENT 02	81	35	0	16		
1301 COLLINSVILLE 01	60	31	0	11		
1302 COLLINSVILLE 02	56	53	0	7		
1303 COLLINSVILLE 03	66	57	0	7		
1304 COLLINSVILLE 04	44	24	0	4		
1305 COLLINSVILLE 05	62	38	0	7		
1306 COLLINSVILLE 06	26	36	0	2		
1307 COLLINSVILLE 07	74	73	0	10		
1308 COLLINSVILLE 08	97	34	0	5		
1309 COLLINSVILLE 09	92	57	0	21		
1310 COLLINSVILLE 10	87	68	0	10		
1311 COLLINSVILLE 11	104	88	0	18		
1312 COLLINSVILLE 12	96	63	0	8		
1313 COLLINSVILLE 13	38	25	0	4		
1314 COLLINSVILLE 14	62	51	0	13		
1315 COLLINSVILLE 15	69	50	0	20		

NUMBERED KEY CANVASS

2022 General Primary Election
 Madison County, Illinois
 June 28, 2022
 REPUBLICAN

Official Results

COUNTY TREASURER

Vote for not more than 1

01 = CHRIS SLUSSER

02 = DOUG HULME

VOTES PERCENT

14,856 68.02
 6,986 31.98

03 = OVER VOTES
 04 = UNDER VOTES

VOTES PERCENT

1
 2,060

(CONTINUED FROM PREVIOUS PAGE)

01 02 03 04

1316 COLLINSVILLE 16	60	31	0	6
1317 COLLINSVILLE 17	86	72	0	14
1318 COLLINSVILLE 18	107	51	0	14
1319 COLLINSVILLE 19	67	26	0	9
1320 COLLINSVILLE 20	124	38	0	8
1321 COLLINSVILLE 21	103	58	0	19
1322 COLLINSVILLE 22	48	35	0	6
1323 COLLINSVILLE 23	81	57	0	10
1324 COLLINSVILLE 24	64	39	0	7
1325 COLLINSVILLE 25	66	53	0	11
1401 EDWARDSVILLE 01	84	67	0	11
1402 EDWARDSVILLE 02	45	38	0	5
1403 EDWARDSVILLE 03	55	38	0	10
1404 EDWARDSVILLE 04	49	32	0	9
1405 EDWARDSVILLE 05	36	24	0	2
1406 EDWARDSVILLE 06	78	52	0	13
1407 EDWARDSVILLE 07	77	37	0	12
1408 EDWARDSVILLE 08	73	47	0	6
1409 EDWARDSVILLE 09	30	18	0	2
1410 EDWARDSVILLE 10	87	62	0	17
1411 EDWARDSVILLE 11	62	38	0	11
1412 EDWARDSVILLE 12	16	13	0	3
1413 EDWARDSVILLE 13	75	48	0	20
1414 EDWARDSVILLE 14	58	34	0	0
1415 EDWARDSVILLE 15	49	21	0	8
1416 EDWARDSVILLE 16	85	37	0	9
1417 EDWARDSVILLE 17	109	52	0	14
1418 EDWARDSVILLE 18	91	65	0	17
1419 EDWARDSVILLE 19	95	32	0	16
1420 EDWARDSVILLE 20	84	53	0	10
1421 EDWARDSVILLE 21	77	53	0	12
1422 EDWARDSVILLE 22	41	46	0	4
1423 EDWARDSVILLE 23	36	28	0	6
1424 EDWARDSVILLE 24	47	24	0	9
1425 EDWARDSVILLE 25	49	29	0	5
1426 EDWARDSVILLE 26	56	22	0	8
1501 FORT RUSSELL 01	124	61	0	18
1502 FORT RUSSELL 02	80	27	0	7
1503 FORT RUSSELL 03	97	37	0	8
1504 FORT RUSSELL 04	140	34	0	4
1505 FORT RUSSELL 05	60	21	0	7
1506 FORT RUSSELL 06	104	49	0	14
1507 FORT RUSSELL 07	96	48	0	9
1601 MORO 01	107	30	0	13
1602 MORO 02	95	58	0	9
1603 MORO 03	92	78	0	9
1701 NAMEOKI 01	78	48	0	12
1702 NAMEOKI 02	16	2	0	3
1703 NAMEOKI 03	83	61	0	12
1704 NAMEOKI 04	19	8	0	5
1705 NAMEOKI 05	52	21	0	5
1706 NAMEOKI 06	92	46	0	15
1707 NAMEOKI 07	65	31	0	9
1708 NAMEOKI 08	53	22	0	7

	VOTES	PERCENT		VOTES	PERCENT
COUNTY TREASURER					
Vote for not more than 1					
01 = CHRIS SLUSSER	14,856	68.02	03 = OVER VOTES	1	
02 = DOUG HULME	6,986	31.98	04 = UNDER VOTES	2,060	

(CONTINUED FROM PREVIOUS PAGE)

	01	02	03	04
1801 CHOUTEAU 01	74	49	0	7
1802 CHOUTEAU 02	76	24	0	8
1803 CHOUTEAU 03	37	9	0	8
1804 CHOUTEAU 04	85	30	0	12
1805 CHOUTEAU 05	42	40	0	7
1806 CHOUTEAU 06	94	30	0	8
1901 WOOD RIVER 01	77	10	0	3
1902 WOOD RIVER 02	60	24	0	8
1903 WOOD RIVER 03	87	26	0	7
1904 WOOD RIVER 04	65	23	0	7
1905 WOOD RIVER 05	76	17	0	8
1906 WOOD RIVER 06	87	16	0	5
1907 WOOD RIVER 07	76	28	0	5
1908 WOOD RIVER 08	74	14	0	6
1909 WOOD RIVER 09	44	14	0	2
1910 WOOD RIVER 10	105	38	0	17
1911 WOOD RIVER 11	47	16	0	7
1912 WOOD RIVER 12	95	28	0	9
1913 WOOD RIVER 13	133	20	0	7
1914 WOOD RIVER 14	109	24	0	16
1915 WOOD RIVER 15	29	11	0	2
1916 WOOD RIVER 16	91	42	0	5
1917 WOOD RIVER 17	34	12	0	4
1918 WOOD RIVER 18	41	16	0	3
1919 WOOD RIVER 19	94	22	0	11
1920 WOOD RIVER 20	78	13	0	8
1921 WOOD RIVER 21	62	22	0	13
2001 FOSTER 01	102	48	0	14
2002 FOSTER 02	109	45	0	9
2003 FOSTER 03	97	12	0	4
2004 FOSTER 04	63	33	0	12
2101 VENICE 01	3	4	0	0
2102 VENICE 02	13	11	0	4
2103 VENICE 03	4	4	0	4
2104 VENICE 04	21	4	0	1
2201 GRANITE CITY 01	37	16	0	4
2202 GRANITE CITY 02	87	33	0	13
2203 GRANITE CITY 03	110	52	0	29
2204 GRANITE CITY 04	84	65	0	22
2205 GRANITE CITY 05	80	42	0	21
2206 GRANITE CITY 06	109	31	0	13
2207 GRANITE CITY 07	36	27	0	9
2208 GRANITE CITY 08	44	17	0	10
2209 GRANITE CITY 09	89	56	0	24
2210 GRANITE CITY 10	47	36	0	8
2211 GRANITE CITY 11	42	17	0	5
2212 GRANITE CITY 12	74	39	0	12
2213 GRANITE CITY 13	29	16	0	1
2214 GRANITE CITY 14	58	21	0	2
2215 GRANITE CITY 15	64	29	0	10
2216 GRANITE CITY 16	92	48	0	13
2217 GRANITE CITY 17	121	43	0	24
2301 ALTON 01	45	21	0	3
2302 ALTON 02	21	8	0	4

COUNTY TREASURER

Vote for not more than 1

01 = CHRIS SLUSSER

02 = DOUG HULME

VOTES PERCENT

VOTES PERCENT

14,856 68.02
 6,986 31.98

03 = OVER VOTES
 04 = UNDER VOTES

1
 2,060

(CONTINUED FROM PREVIOUS PAGE)

	01	02	03	04
2303 ALTON 03	78	15	0	11
2304 ALTON 04	27	17	0	3
2305 ALTON 05	88	23	0	8
2306 ALTON 06	54	16	0	5
2307 ALTON 07	28	17	0	1
2308 ALTON 08	30	10	0	4
2309 ALTON 09	50	26	0	5
2310 ALTON 10	66	39	0	9
2311 ALTON 11	37	13	0	6
2312 ALTON 12	67	19	0	6
2313 ALTON 13	24	8	0	3
2314 ALTON 14	94	31	0	10
2315 ALTON 15	50	25	0	4
2316 ALTON 16	32	18	0	5
2317 ALTON 17	20	16	0	4
2401 GODFREY 01	84	38	0	11
2402 GODFREY 02	39	13	0	0
2403 GODFREY 03	102	44	0	16
2404 GODFREY 04	176	54	0	9
2405 GODFREY 05	132	26	0	9
2406 GODFREY 06	82	39	0	16
2407 GODFREY 07	109	26	0	8
2408 GODFREY 08	105	65	0	17
2409 GODFREY 09	145	54	0	13
2410 GODFREY 10	94	30	0	15
2411 GODFREY 11	44	15	0	2
2412 GODFREY 12	74	32	0	5
2413 GODFREY 13	131	51	0	15
2414 GODFREY 14	163	41	0	21

SHERIFF

VOTES PERCENT

VOTES PERCENT

Vote for not more than 1

- 01 = JEFF CONNOR
- 02 = JEFF LARNER

14,681 66.87 03 = OVER VOTES
 7,274 33.13 04 = UNDER VOTES

4
 1,944

 01 02 03 04

0101 HELVETIA 01	86	40	0	16
0102 HELVETIA 02	112	52	0	23
0103 HELVETIA 03	102	41	0	15
0104 HELVETIA 04	115	47	0	25
0105 HELVETIA 05	143	78	0	25
0106 HELVETIA 06	158	47	0	29
0201 SALINE 01	97	58	0	20
0202 SALINE 02	146	51	1	16
0203 SALINE 03	115	46	0	13
0204 SALINE 04	133	58	0	16
0205 SALINE 05	150	65	0	38
0301 LEEF 01	73	23	0	12
0401 NEW DOUGLAS 01	42	31	0	8
0501 ST. JACOB 01	154	50	0	16
0502 ST. JACOB 02	139	47	0	16
0601 MARINE 01	100	34	0	12
0602 MARINE 02	110	38	0	10
0701 ALHAMBRA 01	178	76	0	32
0801 OLIVE 01	89	50	0	21
0802 OLIVE 02	25	27	0	9
0901 JARVIS 01	81	39	0	9
0902 JARVIS 02	72	33	0	4
0903 JARVIS 03	88	43	0	15
0904 JARVIS 04	82	57	1	22
0905 JARVIS 05	50	57	0	13
0906 JARVIS 06	73	41	0	6
0907 JARVIS 07	70	26	0	10
0908 JARVIS 08	80	33	0	16
0909 JARVIS 09	115	42	0	16
0910 JARVIS 10	117	70	0	20
0911 JARVIS 11	79	45	0	10
0912 JARVIS 12	47	28	0	10
1001 PIN OAK 01	107	67	0	12
1002 PIN OAK 02	103	55	0	15
1003 PIN OAK 03	129	84	0	21
1101 HAMEL 01	95	75	0	13
1102 HAMEL 02	117	85	1	20
1201 OMPHGENT 01	139	81	0	27
1202 OMPHGENT 02	75	41	0	16
1301 COLLINSVILLE 01	48	42	0	12
1302 COLLINSVILLE 02	59	47	0	10
1303 COLLINSVILLE 03	73	50	0	7
1304 COLLINSVILLE 04	47	20	0	5
1305 COLLINSVILLE 05	53	41	0	13
1306 COLLINSVILLE 06	34	27	0	3
1307 COLLINSVILLE 07	87	59	0	11
1308 COLLINSVILLE 08	59	68	0	9
1309 COLLINSVILLE 09	92	57	0	21
1310 COLLINSVILLE 10	86	66	0	13
1311 COLLINSVILLE 11	117	75	0	18
1312 COLLINSVILLE 12	101	55	0	11
1313 COLLINSVILLE 13	41	23	0	3
1314 COLLINSVILLE 14	63	47	0	16
1315 COLLINSVILLE 15	82	41	0	16

SHERIFF

Vote for not more than 1

- 01 = JEFF CONNOR
- 02 = JEFF LARNER

VOTES PERCENT

VOTES PERCENT

14,681 66.87 03 = OVER VOTES
 7,274 33.13 04 = UNDER VOTES

4
 1,944

(CONTINUED FROM PREVIOUS PAGE)

	01	02	03	04
1316 COLLINSVILLE 16	52	39	0	6
1317 COLLINSVILLE 17	99	60	0	13
1318 COLLINSVILLE 18	92	68	1	11
1319 COLLINSVILLE 19	49	48	0	5
1320 COLLINSVILLE 20	94	65	0	11
1321 COLLINSVILLE 21	123	42	0	15
1322 COLLINSVILLE 22	44	41	0	4
1323 COLLINSVILLE 23	82	54	0	12
1324 COLLINSVILLE 24	56	48	0	6
1325 COLLINSVILLE 25	63	51	0	16
1401 EDWARDSVILLE 01	75	76	0	11
1402 EDWARDSVILLE 02	40	39	0	9
1403 EDWARDSVILLE 03	54	38	0	11
1404 EDWARDSVILLE 04	49	30	0	11
1405 EDWARDSVILLE 05	31	23	0	8
1406 EDWARDSVILLE 06	67	59	0	17
1407 EDWARDSVILLE 07	66	49	0	11
1408 EDWARDSVILLE 08	57	52	0	17
1409 EDWARDSVILLE 09	20	26	0	4
1410 EDWARDSVILLE 10	106	47	0	13
1411 EDWARDSVILLE 11	52	47	0	12
1412 EDWARDSVILLE 12	20	11	0	1
1413 EDWARDSVILLE 13	68	56	0	19
1414 EDWARDSVILLE 14	64	26	0	2
1415 EDWARDSVILLE 15	48	22	0	8
1416 EDWARDSVILLE 16	73	44	0	14
1417 EDWARDSVILLE 17	91	73	0	11
1418 EDWARDSVILLE 18	82	74	0	17
1419 EDWARDSVILLE 19	76	55	0	12
1420 EDWARDSVILLE 20	70	68	0	9
1421 EDWARDSVILLE 21	77	53	0	12
1422 EDWARDSVILLE 22	52	34	0	5
1423 EDWARDSVILLE 23	44	20	0	6
1424 EDWARDSVILLE 24	34	37	0	9
1425 EDWARDSVILLE 25	63	14	0	6
1426 EDWARDSVILLE 26	46	31	0	9
1501 FORT RUSSELL 01	75	112	0	16
1502 FORT RUSSELL 02	74	31	0	9
1503 FORT RUSSELL 03	85	47	0	10
1504 FORT RUSSELL 04	104	64	0	10
1505 FORT RUSSELL 05	39	39	0	10
1506 FORT RUSSELL 06	92	59	0	16
1507 FORT RUSSELL 07	96	43	0	14
1601 MORO 01	96	35	0	19
1602 MORO 02	88	64	0	10
1603 MORO 03	86	78	0	15
1701 NAMEOKI 01	97	34	0	7
1702 NAMEOKI 02	17	2	0	2
1703 NAMEOKI 03	129	20	0	7
1704 NAMEOKI 04	19	11	0	2
1705 NAMEOKI 05	61	15	0	2
1706 NAMEOKI 06	118	25	0	10
1707 NAMEOKI 07	79	20	0	6
1708 NAMEOKI 08	62	18	0	2

	VOTES	PERCENT		VOTES	PERCENT
SHERIFF					
Vote for not more than 1					
01 = JEFF CONNOR	14,681	66.87	03 = OVER VOTES	4	
02 = JEFF LARNER	7,274	33.13	04 = UNDER VOTES	1,944	

(CONTINUED FROM PREVIOUS PAGE)

	01	02	03	04
1801 CHOUTEAU 01	88	35	0	7
1802 CHOUTEAU 02	64	34	0	10
1803 CHOUTEAU 03	35	13	0	6
1804 CHOUTEAU 04	98	25	0	4
1805 CHOUTEAU 05	71	17	0	1
1806 CHOUTEAU 06	106	19	0	7
1901 WOOD RIVER 01	61	26	0	3
1902 WOOD RIVER 02	55	29	0	8
1903 WOOD RIVER 03	72	35	0	13
1904 WOOD RIVER 04	61	28	0	6
1905 WOOD RIVER 05	51	41	0	9
1906 WOOD RIVER 06	68	33	0	7
1907 WOOD RIVER 07	69	31	0	9
1908 WOOD RIVER 08	66	20	0	8
1909 WOOD RIVER 09	42	14	0	4
1910 WOOD RIVER 10	86	56	0	18
1911 WOOD RIVER 11	41	23	0	6
1912 WOOD RIVER 12	75	46	0	11
1913 WOOD RIVER 13	108	45	0	7
1914 WOOD RIVER 14	78	58	0	13
1915 WOOD RIVER 15	29	10	0	3
1916 WOOD RIVER 16	90	39	0	9
1917 WOOD RIVER 17	31	14	0	5
1918 WOOD RIVER 18	42	15	0	3
1919 WOOD RIVER 19	81	33	0	13
1920 WOOD RIVER 20	59	30	0	10
1921 WOOD RIVER 21	60	29	0	8
2001 FOSTER 01	88	61	0	15
2002 FOSTER 02	101	47	0	15
2003 FOSTER 03	66	39	0	8
2004 FOSTER 04	84	15	0	9
2101 VENICE 01	1	6	0	0
2102 VENICE 02	21	6	0	1
2103 VENICE 03	9	1	0	2
2104 VENICE 04	20	5	0	1
2201 GRANITE CITY 01	44	12	0	1
2202 GRANITE CITY 02	111	21	0	1
2203 GRANITE CITY 03	159	29	0	3
2204 GRANITE CITY 04	147	21	0	3
2205 GRANITE CITY 05	113	25	0	5
2206 GRANITE CITY 06	132	17	0	4
2207 GRANITE CITY 07	53	16	0	3
2208 GRANITE CITY 08	57	12	0	2
2209 GRANITE CITY 09	137	23	0	9
2210 GRANITE CITY 10	69	20	0	2
2211 GRANITE CITY 11	46	15	0	3
2212 GRANITE CITY 12	96	27	0	2
2213 GRANITE CITY 13	34	10	0	2
2214 GRANITE CITY 14	58	21	0	2
2215 GRANITE CITY 15	80	18	0	5
2216 GRANITE CITY 16	122	22	0	9
2217 GRANITE CITY 17	159	26	0	3
2301 ALTON 01	40	25	0	4
2302 ALTON 02	16	14	0	3

SHERIFF

Vote for not more than 1

01 = JEFF CONNOR
 02 = JEFF LARNER

VOTES PERCENT

14,681 66.87
 7,274 33.13

03 = OVER VOTES
 04 = UNDER VOTES

VOTES PERCENT

4
 1,944

(CONTINUED FROM PREVIOUS PAGE)

	01	02	03	04
2303 ALTON 03	76	22	0	6
2304 ALTON 04	29	14	0	4
2305 ALTON 05	84	25	0	10
2306 ALTON 06	43	30	0	2
2307 ALTON 07	32	13	0	1
2308 ALTON 08	28	12	0	4
2309 ALTON 09	44	28	0	9
2310 ALTON 10	62	42	0	10
2311 ALTON 11	33	18	0	5
2312 ALTON 12	54	31	0	7
2313 ALTON 13	16	14	0	5
2314 ALTON 14	93	33	0	9
2315 ALTON 15	51	26	0	2
2316 ALTON 16	36	16	0	3
2317 ALTON 17	22	14	0	4
2401 GODFREY 01	93	27	0	13
2402 GODFREY 02	32	15	0	5
2403 GODFREY 03	110	37	0	15
2404 GODFREY 04	161	56	0	22
2405 GODFREY 05	100	50	0	17
2406 GODFREY 06	76	46	0	15
2407 GODFREY 07	87	44	0	12
2408 GODFREY 08	123	43	0	21
2409 GODFREY 09	141	58	0	13
2410 GODFREY 10	88	39	0	12
2411 GODFREY 11	37	21	0	3
2412 GODFREY 12	67	36	0	8
2413 GODFREY 13	116	63	0	18
2414 GODFREY 14	173	33	0	19

NUMBERED KEY CANVASS

2022 General Primary Election
Madison County, Illinois
June 28, 2022
REPUBLICAN

Official Results

	VOTES PERCENT			VOTES PERCENT	
REG SUPT OF SCHOOLS- (C, G, J, M)					
MULTI-COUNTY EDUCATIONAL SERVICE REGION					
Vote for not more than 1					
01 = NO CANDIDATE FILED			0		
02 = OVER VOTES			0	03 = UNDER VOTES	310

	01	02	03		

0401 NEW DOUGLAS 01	0	0	0		
0801 OLIVE 01	0	0	159		
0802 OLIVE 02	0	0	61		
1201 OMPHGENT 01	0	0	50		
1202 OMPHGENT 02	0	0	40		
1601 MORO 01	0	0	0		

REG. SUPT. OF SCHOOLS - MADISON
 COUNTY EDUCATIONAL SERVICE REGION

Vote for not more than 1

01 = ROBERT W. WERDEN

02 = OVER VOTES

VOTES PERCENT

VOTES PERCENT

18,921 100.00
 0

03 = UNDER VOTES

4,672

 01 02 03

0101 HELVETIA 01	115	0	27
0102 HELVETIA 02	149	0	38
0103 HELVETIA 03	128	0	30
0104 HELVETIA 04	146	0	41
0105 HELVETIA 05	206	0	40
0106 HELVETIA 06	187	0	47
0201 SALINE 01	144	0	31
0202 SALINE 02	180	0	34
0203 SALINE 03	145	0	29
0204 SALINE 04	175	0	32
0205 SALINE 05	188	0	65
0301 LEEF 01	92	0	16
0401 NEW DOUGLAS 01	68	0	13
0501 ST. JACOB 01	170	0	50
0502 ST. JACOB 02	155	0	47
0601 MARINE 01	121	0	25
0602 MARINE 02	129	0	29
0701 ALHAMBRA 01	228	0	58
0801 OLIVE 01	0	0	1
0901 JARVIS 01	103	0	26
0902 JARVIS 02	98	0	11
0903 JARVIS 03	111	0	35
0904 JARVIS 04	128	0	34
0905 JARVIS 05	94	0	26
0906 JARVIS 06	104	0	16
0907 JARVIS 07	89	0	17
0908 JARVIS 08	97	0	32
0909 JARVIS 09	134	0	39
0910 JARVIS 10	172	0	35
0911 JARVIS 11	115	0	19
0912 JARVIS 12	66	0	19
1001 PIN OAK 01	146	0	40
1002 PIN OAK 02	129	0	44
1003 PIN OAK 03	185	0	49
1101 HAMEL 01	157	0	26
1102 HAMEL 02	177	0	46
1201 OMPHGENT 01	173	0	24
1202 OMPHGENT 02	79	0	13
1301 COLLINSVILLE 01	77	0	25
1302 COLLINSVILLE 02	94	0	22
1303 COLLINSVILLE 03	111	0	19
1304 COLLINSVILLE 04	60	0	12
1305 COLLINSVILLE 05	88	0	19
1306 COLLINSVILLE 06	57	0	7
1307 COLLINSVILLE 07	136	0	21
1308 COLLINSVILLE 08	100	0	36
1309 COLLINSVILLE 09	129	0	41
1310 COLLINSVILLE 10	132	0	33
1311 COLLINSVILLE 11	168	0	42
1312 COLLINSVILLE 12	130	0	37
1313 COLLINSVILLE 13	53	0	14
1314 COLLINSVILLE 14	105	0	21
1315 COLLINSVILLE 15	97	0	42