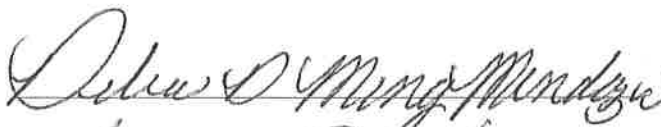



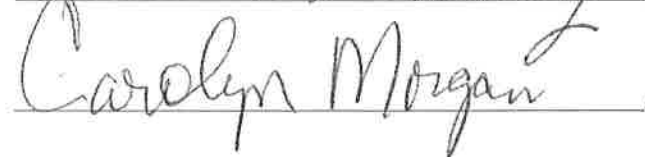
CANVASS CERTIFICATION

We, the undersigned Canvassing Board of the County of Madison, State of Illinois do hereby certify that the attached Election results are a true and correct tabulation of the votes cast in the various precincts at the General Primary Election held on June 28, 2022 for the Candidates and Referenda herein set forth.

Dated: July 18, 2022

 Madison County Clerk

, Republican Canvass Board Member

, Democratic Canvass Board Member

	VOTES	PERCENT		VOTES	PERCENT
REPRESENTATIVE IN CONGRESS 13TH CONGRESSIONAL DISTRICT					
Vote for not more than 1					
01 = REGAN DEERING	3,635	30.76	04 = TERRY MARTIN	1,014	8.58
02 = MATT HAUSMAN	3,329	28.17	05 = OVER VOTES	6	
03 = JESSE REISING	3,841	32.50	06 = UNDER VOTES	1,500	

	01	02	03	04	05	06
1301 COLLINSVILLE 01	14	14	6	6	0	1
1302 COLLINSVILLE 02	36	31	32	11	0	6
1303 COLLINSVILLE 03	42	29	36	12	1	10
1304 COLLINSVILLE 04	20	18	19	8	0	7
1305 COLLINSVILLE 05	20	27	45	8	0	7
1306 COLLINSVILLE 06	14	15	28	6	0	1
1307 COLLINSVILLE 07	48	45	43	10	0	11
1310 COLLINSVILLE 10	47	34	54	14	0	16
1311 COLLINSVILLE 11	60	39	77	19	0	15
1313 COLLINSVILLE 13	20	17	18	5	0	7
1314 COLLINSVILLE 14	37	30	40	7	0	12
1317 COLLINSVILLE 17	49	37	57	9	0	20
1319 COLLINSVILLE 19	38	18	28	5	0	13
1320 COLLINSVILLE 20	3	1	0	0	0	0
1321 COLLINSVILLE 21	60	40	51	9	0	20
1322 COLLINSVILLE 22	26	17	35	6	0	5
1323 COLLINSVILLE 23	56	26	42	12	0	12
1324 COLLINSVILLE 24	34	16	37	14	0	9
1325 COLLINSVILLE 25	40	19	55	3	0	13
1401 EDWARDSVILLE 01	64	33	44	7	0	14
1402 EDWARDSVILLE 02	22	23	23	8	0	12
1403 EDWARDSVILLE 03	23	22	37	5	0	16
1404 EDWARDSVILLE 04	28	18	21	11	0	12
1405 EDWARDSVILLE 05	18	13	22	3	0	6
1406 EDWARDSVILLE 06	30	39	53	4	0	17
1407 EDWARDSVILLE 07	33	25	38	8	0	22
1408 EDWARDSVILLE 08	27	23	54	10	0	12
1409 EDWARDSVILLE 09	13	10	18	1	0	8
1410 EDWARDSVILLE 10	64	28	45	8	0	21
1411 EDWARDSVILLE 11	33	23	33	9	0	13
1412 EDWARDSVILLE 12	5	9	14	1	0	3
1413 EDWARDSVILLE 13	39	26	42	10	0	26
1414 EDWARDSVILLE 14	22	22	30	12	0	6
1415 EDWARDSVILLE 15	23	16	26	7	0	6
1416 EDWARDSVILLE 16	40	20	46	10	0	15
1417 EDWARDSVILLE 17	40	50	54	13	0	18
1418 EDWARDSVILLE 18	60	27	50	11	0	25
1419 EDWARDSVILLE 19	39	35	35	3	0	31
1420 EDWARDSVILLE 20	42	25	47	18	0	15
1421 EDWARDSVILLE 21	40	32	37	9	0	24
1422 EDWARDSVILLE 22	26	26	22	7	0	10
1423 EDWARDSVILLE 23	21	16	18	5	0	10
1424 EDWARDSVILLE 24	20	16	21	7	0	16
1425 EDWARDSVILLE 25	20	21	25	9	0	8
1426 EDWARDSVILLE 26	31	14	18	13	0	10
1501 FORT RUSSELL 01	57	41	64	13	0	28
1502 FORT RUSSELL 02	36	30	33	5	0	10
1503 FORT RUSSELL 03	44	43	34	9	0	12
1504 FORT RUSSELL 04	41	41	62	15	0	19
1505 FORT RUSSELL 05	34	15	24	6	0	9
1506 FORT RUSSELL 06	46	42	52	9	0	18
1507 FORT RUSSELL 07	0	0	0	0	0	0
1601 MORO 01	50	27	43	12	0	18

				VOTES	PERCENT			
REPRESENTATIVE IN CONGRESS 13TH CONGRESSIONAL DISTRICT						VOTES	PERCENT	
Vote for not more than 1								
01 = REGAN DEERING				3,635	30.76	04 = TERRY MARTIN	1,014	8.58
02 = MATT HAUSMAN				3,329	28.17	05 = OVER VOTES	6	
03 = JESSE REISING				3,841	32.50	06 = UNDER VOTES	1,500	

(CONTINUED FROM PREVIOUS PAGE)	01	02	03	04	05	06
1602 MORO 02	46	19	41	8	0	14
1701 NAMEOKI 01	33	45	38	10	0	12
1702 NAMEOKI 02	5	5	6	2	0	3
1703 NAMEOKI 03	47	39	38	9	0	23
1704 NAMEOKI 04	9	10	6	3	0	4
1705 NAMEOKI 05	15	19	31	5	0	8
1706 NAMEOKI 06	42	36	38	21	0	16
1707 NAMEOKI 07	24	28	28	12	0	13
1708 NAMEOKI 08	22	13	23	11	0	13
1801 CHOUTEAU 01	25	39	46	11	0	9
1802 CHOUTEAU 02	26	31	32	7	0	12
1803 CHOUTEAU 03	17	17	15	1	0	4
1804 CHOUTEAU 04	28	43	27	14	0	15
1805 CHOUTEAU 05	18	24	20	14	1	12
1806 CHOUTEAU 06	35	41	33	11	0	12
1901 WOOD RIVER 01	26	22	27	5	0	10
1902 WOOD RIVER 02	24	21	27	13	0	7
1903 WOOD RIVER 03	29	26	41	11	0	13
1904 WOOD RIVER 04	34	22	22	7	0	10
1905 WOOD RIVER 05	27	29	24	7	0	14
1906 WOOD RIVER 06	36	36	19	10	0	7
1907 WOOD RIVER 07	23	32	32	7	0	15
1908 WOOD RIVER 08	28	31	15	3	0	17
1909 WOOD RIVER 09	17	20	18	3	0	2
1910 WOOD RIVER 10	40	29	54	12	0	25
1911 WOOD RIVER 11	19	17	18	7	0	9
1912 WOOD RIVER 12	38	31	44	3	0	16
1913 WOOD RIVER 13	43	48	47	7	0	15
1914 WOOD RIVER 14	41	43	38	10	0	17
1915 WOOD RIVER 15	7	15	13	5	0	2
1916 WOOD RIVER 16	40	38	39	6	0	15
1917 WOOD RIVER 17	9	17	9	8	0	7
1918 WOOD RIVER 18	14	20	14	5	0	7
1919 WOOD RIVER 19	32	37	32	3	3	20
1920 WOOD RIVER 20	23	30	25	6	0	15
1921 WOOD RIVER 21	25	33	20	5	0	14
2001 FOSTER 01	39	41	60	9	0	15
2002 FOSTER 02	9	13	20	4	0	1
2003 FOSTER 03	32	29	36	3	0	13
2101 VENICE 01	4	0	1	2	0	0
2102 VENICE 02	7	7	10	0	0	4
2103 VENICE 03	3	4	3	0	0	2
2104 VENICE 04	5	8	8	3	0	2
2201 GRANITE CITY 01	22	19	9	4	0	3
2202 GRANITE CITY 02	25	37	36	13	0	22
2203 GRANITE CITY 03	35	62	36	17	1	40
2204 GRANITE CITY 04	39	45	46	14	0	27
2205 GRANITE CITY 05	33	37	41	10	0	22
2206 GRANITE CITY 06	40	43	26	17	0	27
2207 GRANITE CITY 07	18	25	14	7	0	8
2208 GRANITE CITY 08	12	21	23	10	0	5
2209 GRANITE CITY 09	42	43	41	14	0	29
2210 GRANITE CITY 10	24	31	24	7	0	5

	VOTES	PERCENT		VOTES	PERCENT
REPRESENTATIVE IN CONGRESS 13TH CONGRESSIONAL DISTRICT					
Vote for not more than 1					
01 = REGAN DEERING	3,635	30.76	04 = TERRY MARTIN	1,014	8.58
02 = MATT HAUSMAN	3,329	28.17	05 = OVER VOTES	6	
03 = JESSE REISING	3,841	32.50	06 = UNDER VOTES	1,500	

(CONTINUED FROM PREVIOUS PAGE)

	01	02	03	04	05	06
2211 GRANITE CITY 11	13	27	16	5	0	3
2212 GRANITE CITY 12	30	37	33	14	0	11
2213 GRANITE CITY 13	15	11	15	5	0	0
2214 GRANITE CITY 14	19	23	30	7	0	2
2215 GRANITE CITY 15	32	29	26	7	0	9
2216 GRANITE CITY 16	40	41	42	18	0	12
2217 GRANITE CITY 17	47	47	46	15	0	33
2301 ALTON 01	14	21	25	4	0	4
2302 ALTON 02	10	11	6	3	0	3
2303 ALTON 03	0	1	0	0	0	0
2304 ALTON 04	14	16	13	0	0	4
2305 ALTON 05	10	17	15	6	0	5
2306 ALTON 06	22	21	20	3	0	9
2307 ALTON 07	15	16	9	3	0	3
2308 ALTON 08	11	14	9	7	0	3
2309 ALTON 09	16	25	23	9	0	8
2310 ALTON 10	26	40	29	8	0	11
2311 ALTON 11	12	18	10	4	0	12
2312 ALTON 12	28	18	31	6	0	9
2313 ALTON 13	8	8	10	4	0	5
2314 ALTON 14	37	34	42	10	0	12
2315 ALTON 15	21	21	27	8	0	2
2316 ALTON 16	11	15	19	5	0	5
2317 ALTON 17	13	8	10	3	0	6
2402 GODFREY 02	20	15	13	2	0	2

REPRESENTATIVE IN CONGRESS 15TH CONGRESSIONAL DISTRICT	VOTES PERCENT				VOTES	PERCENT
Vote for not more than 1						
01 = RODNEY DAVIS			4,017	39.14	03 = OVER VOTES	6
02 = MARY MILLER			6,245	60.86	04 = UNDER VOTES	312
	01	02	03	04		
0101 HELVETIA 01	39	99	0	4		
0102 HELVETIA 02	55	122	0	10		
0103 HELVETIA 03	33	118	0	7		
0104 HELVETIA 04	61	122	0	4		
0105 HELVETIA 05	73	163	0	10		
0106 HELVETIA 06	81	148	1	4		
0201 SALINE 01	46	124	0	5		
0202 SALINE 02	57	146	0	11		
0203 SALINE 03	58	109	0	7		
0204 SALINE 04	59	145	0	3		
0205 SALINE 05	80	155	0	18		
0301 LEEF 01	49	58	0	1		
0401 NEW DOUGLAS 01	33	47	0	1		
0501 ST. JACOB 01	55	161	0	4		
0502 ST. JACOB 02	54	141	0	7		
0601 MARINE 01	45	99	0	2		
0602 MARINE 02	50	106	0	2		
0701 ALHAMBRA 01	98	181	0	7		
0801 OLIVE 01	59	92	0	9		
0802 OLIVE 02	29	31	0	1		
0901 JARVIS 01	50	75	0	4		
0902 JARVIS 02	35	70	0	4		
0903 JARVIS 03	47	96	0	3		
0904 JARVIS 04	53	101	0	8		
0905 JARVIS 05	41	76	0	3		
0906 JARVIS 06	42	77	0	1		
0907 JARVIS 07	40	64	0	2		
0908 JARVIS 08	44	83	0	2		
0909 JARVIS 09	77	89	0	7		
0910 JARVIS 10	78	120	0	9		
0911 JARVIS 11	54	77	0	3		
0912 JARVIS 12	34	48	0	3		
1001 PIN OAK 01	76	106	0	4		
1002 PIN OAK 02	73	88	0	12		
1003 PIN OAK 03	87	141	0	6		
1101 HAMEL 01	77	102	0	4		
1102 HAMEL 02	79	140	0	4		
1201 OMPHGENT 01	110	131	0	6		
1202 OMPHGENT 02	54	76	0	2		
1301 COLLINSVILLE 01	19	41	0	1		
1308 COLLINSVILLE 08	45	89	0	2		
1309 COLLINSVILLE 09	48	114	0	8		
1312 COLLINSVILLE 12	63	97	0	7		
1315 COLLINSVILLE 15	69	63	0	9		
1316 COLLINSVILLE 16	31	64	0	2		
1318 COLLINSVILLE 18	57	113	0	2		
1320 COLLINSVILLE 20	51	110	0	5		
1507 FORT RUSSELL 07	67	82	0	4		
1602 MORO 02	15	19	0	0		
1603 MORO 03	59	116	0	4		
2002 FOSTER 02	49	67	0	0		
2004 FOSTER 04	41	63	0	4		
2301 ALTON 01	0	1	0	0		
2303 ALTON 03	44	54	0	5		

	VOTES	PERCENT		VOTES	PERCENT
REPRESENTATIVE IN CONGRESS 15TH CONGRESSIONAL DISTRICT					
Vote for not more than 1					
01 = RODNEY DAVIS	4,017	39.14	03 = OVER VOTES	6	
02 = MARY MILLER	6,245	60.86	04 = UNDER VOTES	312	

(CONTINUED FROM PREVIOUS PAGE)

	01	02	03	04
2305 ALTON 05	32	32	0	2
2401 GODFREY 01	71	57	1	4
2403 GODFREY 03	99	56	2	5
2404 GODFREY 04	132	102	0	5
2405 GODFREY 05	91	71	0	5
2406 GODFREY 06	56	77	0	4
2407 GODFREY 07	77	65	0	1
2408 GODFREY 08	88	92	0	7
2409 GODFREY 09	96	112	1	3
2410 GODFREY 10	69	65	0	5
2411 GODFREY 11	23	35	0	3
2412 GODFREY 12	58	50	1	2
2413 GODFREY 13	96	98	0	3
2414 GODFREY 14	106	113	0	6

NUMBERED KEY CANVASS

2022 General Primary Election
 Madison County, Illinois
 June 28, 2022
 REPUBLICAN

Official Results

STATE SENATOR 50TH LEGISLATIVE DISTRICT

Vote for not more than 1

01 = JIL TRACY

02 = OVER VOTES

VOTES PERCENT

2,673 100.00
 0

03 = UNDER VOTES

VOTES PERCENT

569

	01	02	03
1503 FORT RUSSELL 03	129	0	13
1504 FORT RUSSELL 04	148	0	26
1505 FORT RUSSELL 05	68	0	20
1506 FORT RUSSELL 06	73	0	15
1507 FORT RUSSELL 07	129	0	24
1601 MORO 01	120	0	30
1602 MORO 02	140	0	22
1603 MORO 03	148	0	31
2001 FOSTER 01	131	0	33
2002 FOSTER 02	138	0	24
2003 FOSTER 03	97	0	16
2004 FOSTER 04	91	0	17
2401 GODFREY 01	17	0	3
2403 GODFREY 03	15	0	10
2404 GODFREY 04	192	0	47
2407 GODFREY 07	107	0	36
2408 GODFREY 08	155	0	32
2409 GODFREY 09	173	0	39
2410 GODFREY 10	111	0	28
2411 GODFREY 11	53	0	8
2412 GODFREY 12	96	0	15
2413 GODFREY 13	174	0	23
2414 GODFREY 14	168	0	57

	VOTES	PERCENT		VOTES	PERCENT
STATE SENATOR 55TH LEGISLATIVE DISTRICT					
Vote for not more than 1					
01 = JASON PLUMMER	6,386	100.00			
02 = OVER VOTES	0		03 = UNDER VOTES	773	
	01	02	03		
0101 HELVETIA 01	128	0	14		
0102 HELVETIA 02	168	0	19		
0103 HELVETIA 03	137	0	21		
0104 HELVETIA 04	168	0	19		
0105 HELVETIA 05	233	0	13		
0106 HELVETIA 06	211	0	23		
0201 SALINE 01	162	0	13		
0202 SALINE 02	189	0	25		
0203 SALINE 03	162	0	12		
0204 SALINE 04	192	0	15		
0205 SALINE 05	219	0	34		
0301 LEEF 01	98	0	10		
0401 NEW DOUGLAS 01	72	0	9		
0501 ST. JACOB 01	194	0	26		
0502 ST. JACOB 02	176	0	26		
0601 MARINE 01	129	0	17		
0602 MARINE 02	140	0	18		
0701 ALHAMBRA 01	259	0	27		
0801 OLIVE 01	136	0	24		
0802 OLIVE 02	55	0	6		
0901 JARVIS 01	115	0	14		
0902 JARVIS 02	105	0	4		
0903 JARVIS 03	127	0	19		
0904 JARVIS 04	149	0	13		
0905 JARVIS 05	102	0	18		
0906 JARVIS 06	111	0	9		
0907 JARVIS 07	96	0	10		
0908 JARVIS 08	114	0	15		
0909 JARVIS 09	158	0	15		
0910 JARVIS 10	192	0	15		
0911 JARVIS 11	126	0	8		
0912 JARVIS 12	72	0	13		
1001 PIN OAK 01	163	0	23		
1002 PIN OAK 02	148	0	25		
1003 PIN OAK 03	204	0	30		
1101 HAMEL 01	168	0	15		
1102 HAMEL 02	194	0	29		
1201 OMPHGENT 01	217	0	30		
1202 OMPHGENT 02	119	0	13		
1309 COLLINSVILLE 09	72	0	12		
1312 COLLINSVILLE 12	95	0	15		
1318 COLLINSVILLE 18	143	0	29		
1320 COLLINSVILLE 20	33	0	7		
1501 FORT RUSSELL 01	135	0	21		

			VOTES	PERCENT			VOTES	PERCENT
STATE SENATOR 56TH LEGISLATIVE DISTRICT								
Vote for not more than 1								
01 = ERICA CONWAY HARRISS			11,137	100.00				
02 = OVER VOTES			0		03 = UNDER VOTES		2,320	

	01	02	03					
	-----	-----	-----					
1301	COLLINSVILLE 01	84	0	18				
1302	COLLINSVILLE 02	91	0	25				
1303	COLLINSVILLE 03	110	0	20				
1304	COLLINSVILLE 04	63	0	9				
1305	COLLINSVILLE 05	94	0	13				
1306	COLLINSVILLE 06	58	0	6				
1307	COLLINSVILLE 07	137	0	20				
1308	COLLINSVILLE 08	105	0	31				
1309	COLLINSVILLE 09	70	0	16				
1310	COLLINSVILLE 10	139	0	26				
1311	COLLINSVILLE 11	172	0	38				
1312	COLLINSVILLE 12	50	0	7				
1313	COLLINSVILLE 13	56	0	11				
1314	COLLINSVILLE 14	103	0	23				
1315	COLLINSVILLE 15	101	0	38				
1316	COLLINSVILLE 16	82	0	15				
1317	COLLINSVILLE 17	147	0	25				
1319	COLLINSVILLE 19	85	0	17				
1320	COLLINSVILLE 20	120	0	10				
1321	COLLINSVILLE 21	158	0	22				
1322	COLLINSVILLE 22	77	0	12				
1323	COLLINSVILLE 23	127	0	21				
1324	COLLINSVILLE 24	91	0	19				
1325	COLLINSVILLE 25	98	0	32				
1401	EDWARDSVILLE 01	139	0	23				
1402	EDWARDSVILLE 02	75	0	13				
1403	EDWARDSVILLE 03	78	0	25				
1404	EDWARDSVILLE 04	75	0	15				
1405	EDWARDSVILLE 05	44	0	18				
1406	EDWARDSVILLE 06	110	0	33				
1407	EDWARDSVILLE 07	104	0	22				
1408	EDWARDSVILLE 08	107	0	19				
1409	EDWARDSVILLE 09	39	0	11				
1410	EDWARDSVILLE 10	140	0	26				
1411	EDWARDSVILLE 11	88	0	23				
1412	EDWARDSVILLE 12	26	0	6				
1413	EDWARDSVILLE 13	112	0	31				
1414	EDWARDSVILLE 14	75	0	17				
1415	EDWARDSVILLE 15	67	0	11				
1416	EDWARDSVILLE 16	102	0	29				
1417	EDWARDSVILLE 17	143	0	32				
1418	EDWARDSVILLE 18	151	0	22				
1419	EDWARDSVILLE 19	113	0	30				
1420	EDWARDSVILLE 20	124	0	23				
1421	EDWARDSVILLE 21	114	0	28				
1422	EDWARDSVILLE 22	78	0	13				
1423	EDWARDSVILLE 23	54	0	16				
1424	EDWARDSVILLE 24	62	0	18				
1425	EDWARDSVILLE 25	67	0	16				
1426	EDWARDSVILLE 26	76	0	10				
1501	FORT RUSSELL 01	39	0	8				
1502	FORT RUSSELL 02	104	0	10				
1504	FORT RUSSELL 04	4	0	0				
1506	FORT RUSSELL 06	67	0	12				

	VOTES	PERCENT		VOTES	PERCENT
STATE SENATOR 56TH LEGISLATIVE DISTRICT					
Vote for not more than 1					
01 = ERICA CONWAY HARRISS	11,137	100.00			
02 = OVER VOTES	0		03 = UNDER VOTES	2,320	

(CONTINUED FROM PREVIOUS PAGE)

	01	02	03
1701 NAMEOKI 01	117	0	21
1702 NAMEOKI 02	16	0	5
1703 NAMEOKI 03	127	0	29
1704 NAMEOKI 04	26	0	6
1705 NAMEOKI 05	69	0	9
1706 NAMEOKI 06	132	0	21
1707 NAMEOKI 07	87	0	18
1708 NAMEOKI 08	73	0	9
1801 CHOUTEAU 01	121	0	9
1802 CHOUTEAU 02	85	0	23
1803 CHOUTEAU 03	44	0	10
1804 CHOUTEAU 04	108	0	19
1805 CHOUTEAU 05	69	0	20
1806 CHOUTEAU 06	111	0	21
1901 WOOD RIVER 01	76	0	14
1902 WOOD RIVER 02	78	0	14
1903 WOOD RIVER 03	96	0	24
1904 WOOD RIVER 04	85	0	10
1905 WOOD RIVER 05	84	0	17
1906 WOOD RIVER 06	95	0	13
1907 WOOD RIVER 07	86	0	23
1908 WOOD RIVER 08	81	0	13
1909 WOOD RIVER 09	56	0	4
1910 WOOD RIVER 10	123	0	37
1911 WOOD RIVER 11	54	0	16
1912 WOOD RIVER 12	112	0	20
1913 WOOD RIVER 13	132	0	28
1914 WOOD RIVER 14	120	0	29
1915 WOOD RIVER 15	37	0	5
1916 WOOD RIVER 16	120	0	18
1917 WOOD RIVER 17	40	0	10
1918 WOOD RIVER 18	47	0	13
1919 WOOD RIVER 19	102	0	25
1920 WOOD RIVER 20	84	0	15
1921 WOOD RIVER 21	75	0	22
2002 FOSTER 02	1	0	0
2102 VENICE 02	23	0	5
2201 GRANITE CITY 01	52	0	5
2202 GRANITE CITY 02	105	0	28
2203 GRANITE CITY 03	144	0	47
2204 GRANITE CITY 04	148	0	23
2205 GRANITE CITY 05	110	0	33
2206 GRANITE CITY 06	117	0	36
2207 GRANITE CITY 07	57	0	15
2208 GRANITE CITY 08	62	0	9
2209 GRANITE CITY 09	128	0	41
2210 GRANITE CITY 10	80	0	11
2211 GRANITE CITY 11	57	0	7
2212 GRANITE CITY 12	107	0	18
2213 GRANITE CITY 13	40	0	6
2214 GRANITE CITY 14	74	0	7
2215 GRANITE CITY 15	86	0	17
2216 GRANITE CITY 16	136	0	17
2217 GRANITE CITY 17	145	0	43

NUMBERED KEY CANVASS

2022 General Primary Election
 Madison County, Illinois
 June 28, 2022
 REPUBLICAN

Official Results

STATE SENATOR 56TH LEGISLATIVE DISTRICT

Vote for not more than 1

01 = ERICA CONWAY HARRISS

02 = OVER VOTES

VOTES PERCENT
 11,137 100.00
 0

03 = UNDER VOTES

VOTES PERCENT

2,320

(CONTINUED FROM PREVIOUS PAGE)

	01	02	03
2301 ALTON 01	58	0	11
2302 ALTON 02	28	0	5
2303 ALTON 03	86	0	18
2304 ALTON 04	39	0	8
2305 ALTON 05	96	0	23
2306 ALTON 06	63	0	12
2307 ALTON 07	39	0	7
2308 ALTON 08	38	0	6
2309 ALTON 09	68	0	13
2310 ALTON 10	97	0	17
2311 ALTON 11	42	0	14
2312 ALTON 12	74	0	18
2313 ALTON 13	30	0	5
2314 ALTON 14	114	0	21
2315 ALTON 15	73	0	6
2316 ALTON 16	45	0	10
2317 ALTON 17	35	0	5
2401 GODFREY 01	95	0	18
2402 GODFREY 02	46	0	6
2403 GODFREY 03	102	0	35
2405 GODFREY 05	130	0	37
2406 GODFREY 06	104	0	33

NUMBERED KEY CANVASS

2022 General Primary Election
Madison County, Illinois
June 28, 2022
REPUBLICAN

Official Results

	VOTES	PERCENT		VOTES	PERCENT
STATE SENATOR 57TH LEGISLATIVE DISTRICT					
Vote for not more than 1					
01 = WAVEY T. LESTER II	38	100.00			
02 = OVER VOTES	0		03 = UNDER VOTES	7	

	01	02	03		

2101 VENICE 01	6	0	1		
2102 VENICE 02	0	0	0		
2103 VENICE 03	8	0	4		
2104 VENICE 04	24	0	2		

		VOTES	PERCENT			VOTES	PERCENT
REP. GENERAL ASSEMBLY 100TH REPRESENTATIVE DISTRICT							
Vote for not more than 1							
01 = CHRISTOPHER "C.D." DAVIDSMEYER		2,689	100.00				
02 = OVER VOTES		0		03 = UNDER VOTES		553	

	01	02	03
1503 FORT RUSSELL 03	128	0	14
1504 FORT RUSSELL 04	146	0	28
1505 FORT RUSSELL 05	67	0	21
1506 FORT RUSSELL 06	70	0	18
1507 FORT RUSSELL 07	129	0	24
1601 MORO 01	118	0	32
1602 MORO 02	139	0	23
1603 MORO 03	147	0	32
2001 FOSTER 01	137	0	27
2002 FOSTER 02	135	0	27
2003 FOSTER 03	95	0	18
2004 FOSTER 04	94	0	14
2401 GODFREY 01	16	0	4
2403 GODFREY 03	15	0	10
2404 GODFREY 04	194	0	45
2407 GODFREY 07	113	0	30
2408 GODFREY 08	158	0	29
2409 GODFREY 09	176	0	36
2410 GODFREY 10	117	0	22
2411 GODFREY 11	53	0	8
2412 GODFREY 12	102	0	9
2413 GODFREY 13	173	0	24
2414 GODFREY 14	167	0	58

	VOTES	PERCENT	VOTES	PERCENT
REP. GENERAL ASSEMBLY 109TH REPRESENTATIVE DISTRICT				
Vote for not more than 1				
01 = CHARLES MEIER	6,207	100.00		
02 = OVER VOTES	0		952	
			03 = UNDER VOTES	

	01	02	03
0101 HELVETIA 01	127	0	15
0102 HELVETIA 02	164	0	23
0103 HELVETIA 03	138	0	20
0104 HELVETIA 04	167	0	20
0105 HELVETIA 05	233	0	13
0106 HELVETIA 06	210	0	24
0201 SALINE 01	162	0	13
0202 SALINE 02	188	0	26
0203 SALINE 03	156	0	18
0204 SALINE 04	193	0	14
0205 SALINE 05	213	0	40
0301 LEEF 01	99	0	9
0401 NEW DOUGLAS 01	66	0	15
0501 ST. JACOB 01	183	0	37
0502 ST. JACOB 02	177	0	25
0601 MARINE 01	131	0	15
0602 MARINE 02	139	0	19
0701 ALHAMBRA 01	254	0	32
0801 OLIVE 01	125	0	35
0802 OLIVE 02	50	0	11
0901 JARVIS 01	110	0	19
0902 JARVIS 02	104	0	5
0903 JARVIS 03	124	0	22
0904 JARVIS 04	145	0	17
0905 JARVIS 05	99	0	21
0906 JARVIS 06	109	0	11
0907 JARVIS 07	91	0	15
0908 JARVIS 08	114	0	15
0909 JARVIS 09	145	0	28
0910 JARVIS 10	182	0	25
0911 JARVIS 11	128	0	6
0912 JARVIS 12	69	0	16
1001 PIN OAK 01	164	0	22
1002 PIN OAK 02	136	0	37
1003 PIN OAK 03	199	0	35
1101 HAMEL 01	160	0	23
1102 HAMEL 02	180	0	43
1201 OMPHGENT 01	208	0	39
1202 OMPHGENT 02	114	0	18
1309 COLLINSVILLE 09	66	0	18
1312 COLLINSVILLE 12	88	0	22
1318 COLLINSVILLE 18	138	0	34
1320 COLLINSVILLE 20	32	0	8
1501 FORT RUSSELL 01	127	0	29

REP. GENERAL ASSEMBLY 111TH REPRESENTATIVE DISTRICT

Vote for not more than 1

01 = AMY ELIK 7,241 100.00
 02 = OVER VOTES 0

03 = UNDER VOTES

1,108

 01 02 03

1310 COLLINSVILLE 10	135	0	30
1317 COLLINSVILLE 17	26	0	10
1321 COLLINSVILLE 21	108	0	16
1323 COLLINSVILLE 23	62	0	7
1407 EDWARDSVILLE 07	103	0	21
1410 EDWARDSVILLE 10	129	0	37
1411 EDWARDSVILLE 11	77	0	16
1412 EDWARDSVILLE 12	13	0	4
1418 EDWARDSVILLE 18	144	0	29
1420 EDWARDSVILLE 20	81	0	15
1422 EDWARDSVILLE 22	73	0	18
1425 EDWARDSVILLE 25	0	0	0
1501 FORT RUSSELL 01	41	0	6
1502 FORT RUSSELL 02	106	0	8
1504 FORT RUSSELL 04	4	0	0
1506 FORT RUSSELL 06	73	0	6
1701 NAMEOKI 01	116	0	22
1703 NAMEOKI 03	128	0	28
1705 NAMEOKI 05	69	0	9
1706 NAMEOKI 06	129	0	24
1707 NAMEOKI 07	0	0	0
1708 NAMEOKI 08	74	0	8
1801 CHOUTEAU 01	123	0	7
1802 CHOUTEAU 02	91	0	17
1803 CHOUTEAU 03	42	0	12
1804 CHOUTEAU 04	107	0	20
1805 CHOUTEAU 05	73	0	16
1806 CHOUTEAU 06	116	0	16
1901 WOOD RIVER 01	83	0	7
1902 WOOD RIVER 02	85	0	7
1903 WOOD RIVER 03	105	0	15
1904 WOOD RIVER 04	88	0	7
1905 WOOD RIVER 05	94	0	7
1906 WOOD RIVER 06	100	0	8
1907 WOOD RIVER 07	96	0	13
1908 WOOD RIVER 08	86	0	8
1909 WOOD RIVER 09	57	0	3
1910 WOOD RIVER 10	135	0	25
1911 WOOD RIVER 11	61	0	9
1912 WOOD RIVER 12	121	0	11
1913 WOOD RIVER 13	141	0	19
1914 WOOD RIVER 14	128	0	21
1915 WOOD RIVER 15	37	0	5
1916 WOOD RIVER 16	126	0	12
1917 WOOD RIVER 17	45	0	5
1918 WOOD RIVER 18	53	0	7
1919 WOOD RIVER 19	115	0	12
1920 WOOD RIVER 20	88	0	11
1921 WOOD RIVER 21	86	0	11
2002 FOSTER 02	1	0	0
2102 VENICE 02	20	0	4
2201 GRANITE CITY 01	17	0	0
2202 GRANITE CITY 02	104	0	29
2203 GRANITE CITY 03	148	0	43

	VOTES	PERCENT		VOTES	PERCENT
REP. GENERAL ASSEMBLY 111TH REPRESENTATIVE DISTRICT					
Vote for not more than 1					
01 = AMY ELIK	7,241	100.00			
02 = OVER VOTES	0		03 = UNDER VOTES	1,108	

(CONTINUED FROM PREVIOUS PAGE)

	01	02	03
2204 GRANITE CITY 04	149	0	22
2205 GRANITE CITY 05	116	0	27
2206 GRANITE CITY 06	120	0	33
2208 GRANITE CITY 08	63	0	8
2209 GRANITE CITY 09	136	0	33
2210 GRANITE CITY 10	81	0	10
2212 GRANITE CITY 12	106	0	19
2214 GRANITE CITY 14	74	0	7
2215 GRANITE CITY 15	9	0	1
2216 GRANITE CITY 16	138	0	15
2217 GRANITE CITY 17	144	0	44
2301 ALTON 01	61	0	8
2302 ALTON 02	28	0	5
2303 ALTON 03	96	0	8
2304 ALTON 04	40	0	7
2305 ALTON 05	109	0	10
2306 ALTON 06	66	0	9
2307 ALTON 07	40	0	6
2308 ALTON 08	40	0	4
2309 ALTON 09	68	0	13
2310 ALTON 10	101	0	13
2311 ALTON 11	45	0	11
2312 ALTON 12	85	0	7
2313 ALTON 13	33	0	2
2314 ALTON 14	124	0	11
2315 ALTON 15	75	0	4
2316 ALTON 16	49	0	6
2317 ALTON 17	35	0	5
2401 GODFREY 01	103	0	10
2402 GODFREY 02	49	0	3
2403 GODFREY 03	120	0	17
2405 GODFREY 05	152	0	15
2406 GODFREY 06	123	0	14

	VOTES	PERCENT		VOTES	PERCENT
REP. GENERAL ASSEMBLY 112TH REPRESENTATIVE DISTRICT					
Vote for not more than 1					
01 = JENNIFER M. KORTE	3,305	67.77	03 = OVER VOTES	0	
02 = JOE HACKLER	1,572	32.23	04 = UNDER VOTES	231	

	01	02	03	04
1301 COLLINSVILLE 01	71	25	0	6
1302 COLLINSVILLE 02	70	43	0	3
1303 COLLINSVILLE 03	89	35	0	6
1304 COLLINSVILLE 04	48	19	0	5
1305 COLLINSVILLE 05	64	39	0	4
1306 COLLINSVILLE 06	53	6	0	5
1307 COLLINSVILLE 07	117	36	0	4
1308 COLLINSVILLE 08	101	33	0	2
1309 COLLINSVILLE 09	53	26	0	7
1311 COLLINSVILLE 11	134	70	0	6
1312 COLLINSVILLE 12	44	13	0	0
1313 COLLINSVILLE 13	47	17	0	3
1314 COLLINSVILLE 14	88	37	0	1
1315 COLLINSVILLE 15	84	41	0	14
1316 COLLINSVILLE 16	79	16	0	2
1317 COLLINSVILLE 17	97	34	0	5
1319 COLLINSVILLE 19	73	25	0	4
1320 COLLINSVILLE 20	103	25	0	2
1321 COLLINSVILLE 21	36	18	0	2
1322 COLLINSVILLE 22	56	31	0	2
1323 COLLINSVILLE 23	58	19	0	2
1324 COLLINSVILLE 24	75	30	0	5
1325 COLLINSVILLE 25	87	39	0	4
1401 EDWARDSVILLE 01	110	47	0	5
1402 EDWARDSVILLE 02	50	30	0	8
1403 EDWARDSVILLE 03	69	24	0	10
1404 EDWARDSVILLE 04	61	26	0	3
1405 EDWARDSVILLE 05	34	28	0	0
1406 EDWARDSVILLE 06	83	54	0	6
1407 EDWARDSVILLE 07	2	0	0	0
1408 EDWARDSVILLE 08	77	43	0	6
1409 EDWARDSVILLE 09	34	12	0	4
1411 EDWARDSVILLE 11	10	7	0	1
1412 EDWARDSVILLE 12	7	7	0	1
1413 EDWARDSVILLE 13	89	45	0	9
1414 EDWARDSVILLE 14	58	32	0	2
1415 EDWARDSVILLE 15	54	19	0	5
1416 EDWARDSVILLE 16	91	34	0	6
1417 EDWARDSVILLE 17	103	65	0	7
1419 EDWARDSVILLE 19	104	30	0	9
1420 EDWARDSVILLE 20	32	18	0	1
1421 EDWARDSVILLE 21	76	55	0	11
1423 EDWARDSVILLE 23	43	21	0	6
1424 EDWARDSVILLE 24	50	26	0	4
1425 EDWARDSVILLE 25	49	30	0	4
1426 EDWARDSVILLE 26	61	24	0	1
1702 NAMEOKI 02	11	7	0	3
1704 NAMEOKI 04	20	9	0	3
1707 NAMEOKI 07	55	40	0	10
2102 VENICE 02	1	3	0	0
2201 GRANITE CITY 01	25	13	0	2
2207 GRANITE CITY 07	33	36	0	3
2211 GRANITE CITY 11	25	36	0	3
2213 GRANITE CITY 13	21	24	0	1

	VOTES	PERCENT		VOTES	PERCENT
REP. GENERAL ASSEMBLY 112TH REPRESENTATIVE DISTRICT					
Vote for not more than 1					
01 = JENNIFER M. KORTE	3,305	67.77	03 = OVER VOTES	0	
02 = JOE HACKLER	1,572	32.23	04 = UNDER VOTES	231	
(CONTINUED FROM PREVIOUS PAGE)	01	02	03	04	
2215 GRANITE CITY 15	40	50	0	3	

NUMBERED KEY CANVASS

2022 General Primary Election
Madison County, Illinois
June 28, 2022
REPUBLICAN

Official Results

	VOTES	PERCENT		VOTES	PERCENT
REP. GENERAL ASSEMBLY 113TH REPRESENTATIVE DISTRICT					
Vote for not more than 1					
01 = ASHLEY HUNSAKER	38	100.00			
02 = OVER VOTES	0		03 = UNDER VOTES	7	
	01	02	03		
2101 VENICE 01	7	0	0		
2102 VENICE 02	0	0	0		
2103 VENICE 03	8	0	4		
2104 VENICE 04	23	0	3		

COUNTY CLERK AND RECORDER
 Vote for not more than 1
 01 = MIKE WALTERS
 02 = LINDA ANDREAS

VOTES PERCENT

VOTES PERCENT

10,196 49.56 03 = OVER VOTES
 10,378 50.44 04 = UNDER VOTES

4
 3,325

	01	02	03	04
0101 HELVETIA 01	58	62	0	22
0102 HELVETIA 02	61	91	0	35
0103 HELVETIA 03	64	69	0	25
0104 HELVETIA 04	76	76	0	35
0105 HELVETIA 05	100	107	0	39
0106 HELVETIA 06	109	87	0	38
0201 SALINE 01	75	64	0	36
0202 SALINE 02	86	93	0	35
0203 SALINE 03	80	71	0	23
0204 SALINE 04	90	88	0	29
0205 SALINE 05	99	94	0	60
0301 LEEF 01	42	51	0	15
0401 NEW DOUGLAS 01	29	37	0	15
0501 ST. JACOB 01	74	104	0	42
0502 ST. JACOB 02	76	89	0	37
0601 MARINE 01	52	71	0	23
0602 MARINE 02	46	84	0	28
0701 ALHAMBRA 01	104	135	0	47
0801 OLIVE 01	52	71	0	37
0802 OLIVE 02	26	18	0	17
0901 JARVIS 01	46	66	0	17
0902 JARVIS 02	43	53	0	13
0903 JARVIS 03	60	64	0	22
0904 JARVIS 04	54	82	0	26
0905 JARVIS 05	46	54	0	20
0906 JARVIS 06	36	76	0	8
0907 JARVIS 07	45	50	0	11
0908 JARVIS 08	53	49	0	27
0909 JARVIS 09	82	65	0	26
0910 JARVIS 10	72	104	0	31
0911 JARVIS 11	36	80	0	18
0912 JARVIS 12	39	34	0	12
1001 PIN OAK 01	60	94	0	32
1002 PIN OAK 02	72	64	0	37
1003 PIN OAK 03	81	111	1	41
1101 HAMEL 01	94	69	0	20
1102 HAMEL 02	90	99	0	34
1201 OMPHGENT 01	95	118	0	34
1202 OMPHGENT 02	52	54	0	26
1301 COLLINSVILLE 01	37	49	0	16
1302 COLLINSVILLE 02	53	51	0	12
1303 COLLINSVILLE 03	48	71	0	11
1304 COLLINSVILLE 04	23	40	0	9
1305 COLLINSVILLE 05	50	43	0	14
1306 COLLINSVILLE 06	20	42	0	2
1307 COLLINSVILLE 07	67	75	0	15
1308 COLLINSVILLE 08	56	62	0	18
1309 COLLINSVILLE 09	63	78	0	29
1310 COLLINSVILLE 10	57	91	0	17
1311 COLLINSVILLE 11	96	90	1	23
1312 COLLINSVILLE 12	62	85	0	20
1313 COLLINSVILLE 13	22	37	0	8
1314 COLLINSVILLE 14	49	60	0	17
1315 COLLINSVILLE 15	54	62	0	23

	VOTES	PERCENT		VOTES	PERCENT
COUNTY CLERK AND RECORDER					
Vote for not more than 1					
01 = MIKE WALTERS	10,196	49.56	03 = OVER VOTES	4	
02 = LINDA ANDREAS	10,378	50.44	04 = UNDER VOTES	3,325	

(CONTINUED FROM PREVIOUS PAGE)

	01	02	03	04
1316 COLLINSVILLE 16	37	50	0	10
1317 COLLINSVILLE 17	49	108	0	15
1318 COLLINSVILLE 18	84	67	0	21
1319 COLLINSVILLE 19	46	46	0	10
1320 COLLINSVILLE 20	100	58	0	12
1321 COLLINSVILLE 21	60	96	0	24
1322 COLLINSVILLE 22	38	42	0	9
1323 COLLINSVILLE 23	55	73	0	20
1324 COLLINSVILLE 24	49	50	0	11
1325 COLLINSVILLE 25	43	60	0	27
1401 EDWARDSVILLE 01	65	78	0	19
1402 EDWARDSVILLE 02	33	46	0	9
1403 EDWARDSVILLE 03	35	47	0	21
1404 EDWARDSVILLE 04	33	39	0	18
1405 EDWARDSVILLE 05	20	33	0	9
1406 EDWARDSVILLE 06	45	73	0	25
1407 EDWARDSVILLE 07	50	54	0	22
1408 EDWARDSVILLE 08	45	65	0	16
1409 EDWARDSVILLE 09	18	25	0	7
1410 EDWARDSVILLE 10	49	84	0	33
1411 EDWARDSVILLE 11	40	55	0	16
1412 EDWARDSVILLE 12	14	17	0	1
1413 EDWARDSVILLE 13	45	70	0	28
1414 EDWARDSVILLE 14	30	57	0	5
1415 EDWARDSVILLE 15	33	34	0	11
1416 EDWARDSVILLE 16	45	66	0	20
1417 EDWARDSVILLE 17	63	86	0	26
1418 EDWARDSVILLE 18	58	83	0	32
1419 EDWARDSVILLE 19	61	50	0	32
1420 EDWARDSVILLE 20	51	66	0	30
1421 EDWARDSVILLE 21	65	54	0	23
1422 EDWARDSVILLE 22	44	36	0	11
1423 EDWARDSVILLE 23	32	26	0	12
1424 EDWARDSVILLE 24	20	43	0	17
1425 EDWARDSVILLE 25	24	48	0	11
1426 EDWARDSVILLE 26	35	42	0	9
1501 FORT RUSSELL 01	88	82	0	33
1502 FORT RUSSELL 02	40	65	0	9
1503 FORT RUSSELL 03	79	47	0	16
1504 FORT RUSSELL 04	77	82	0	19
1505 FORT RUSSELL 05	36	38	0	14
1506 FORT RUSSELL 06	74	70	0	23
1507 FORT RUSSELL 07	63	66	0	24
1601 MORO 01	65	65	0	20
1602 MORO 02	78	65	0	19
1603 MORO 03	59	101	0	19
1701 NAMEOKI 01	51	73	0	14
1702 NAMEOKI 02	9	9	0	3
1703 NAMEOKI 03	62	66	0	28
1704 NAMEOKI 04	16	12	0	4
1705 NAMEOKI 05	34	35	0	9
1706 NAMEOKI 06	66	70	0	17
1707 NAMEOKI 07	48	42	0	15
1708 NAMEOKI 08	38	34	0	10

COUNTY CLERK AND RECORDER

Vote for not more than 1

- 01 = MIKE WALTERS
- 02 = LINDA ANDREAS

VOTES PERCENT

10,196 49.56 03 = OVER VOTES
 10,378 50.44 04 = UNDER VOTES

VOTES PERCENT

4
 3,325

(CONTINUED FROM PREVIOUS PAGE)

	01	02	03	04
1801 CHOUTEAU 01	40	82	0	8
1802 CHOUTEAU 02	50	42	0	16
1803 CHOUTEAU 03	20	25	0	9
1804 CHOUTEAU 04	51	60	0	16
1805 CHOUTEAU 05	36	42	0	11
1806 CHOUTEAU 06	59	59	0	14
1901 WOOD RIVER 01	43	38	0	9
1902 WOOD RIVER 02	41	37	0	14
1903 WOOD RIVER 03	55	44	0	21
1904 WOOD RIVER 04	40	47	0	8
1905 WOOD RIVER 05	45	39	0	17
1906 WOOD RIVER 06	45	55	0	8
1907 WOOD RIVER 07	54	39	0	16
1908 WOOD RIVER 08	41	40	0	13
1909 WOOD RIVER 09	36	21	0	3
1910 WOOD RIVER 10	77	59	0	24
1911 WOOD RIVER 11	27	29	0	14
1912 WOOD RIVER 12	59	53	0	20
1913 WOOD RIVER 13	80	64	0	16
1914 WOOD RIVER 14	60	71	0	18
1915 WOOD RIVER 15	18	19	0	5
1916 WOOD RIVER 16	60	59	0	19
1917 WOOD RIVER 17	23	21	0	6
1918 WOOD RIVER 18	30	25	0	5
1919 WOOD RIVER 19	62	41	0	24
1920 WOOD RIVER 20	46	36	0	17
1921 WOOD RIVER 21	42	35	0	20
2001 FOSTER 01	87	54	0	23
2002 FOSTER 02	86	63	0	14
2003 FOSTER 03	61	41	0	11
2004 FOSTER 04	52	42	0	14
2101 VENICE 01	2	5	0	0
2102 VENICE 02	8	15	0	5
2103 VENICE 03	4	6	0	2
2104 VENICE 04	10	14	0	2
2201 GRANITE CITY 01	28	24	0	5
2202 GRANITE CITY 02	65	49	0	19
2203 GRANITE CITY 03	74	75	0	42
2204 GRANITE CITY 04	57	86	0	28
2205 GRANITE CITY 05	49	67	0	27
2206 GRANITE CITY 06	61	67	0	25
2207 GRANITE CITY 07	42	19	0	11
2208 GRANITE CITY 08	27	33	0	11
2209 GRANITE CITY 09	68	65	0	36
2210 GRANITE CITY 10	39	40	0	12
2211 GRANITE CITY 11	30	27	0	7
2212 GRANITE CITY 12	64	52	0	9
2213 GRANITE CITY 13	17	26	0	3
2214 GRANITE CITY 14	32	49	0	0
2215 GRANITE CITY 15	32	59	0	12
2216 GRANITE CITY 16	75	60	0	18
2217 GRANITE CITY 17	74	75	0	39
2301 ALTON 01	46	16	0	7
2302 ALTON 02	13	16	0	4

COUNTY CLERK AND RECORDER
 Vote for not more than 1
 01 = MIKE WALTERS
 02 = LINDA ANDREAS

VOTES PERCENT
 10,196 49.56 03 = OVER VOTES
 10,378 50.44 04 = UNDER VOTES

VOTES PERCENT
 4
 3,325

(CONTINUED FROM PREVIOUS PAGE)

	01	02	03	04
2303 ALTON 03	59	32	0	13
2304 ALTON 04	29	15	0	3
2305 ALTON 05	72	33	1	13
2306 ALTON 06	29	36	0	10
2307 ALTON 07	26	17	0	3
2308 ALTON 08	26	14	0	4
2309 ALTON 09	41	34	0	6
2310 ALTON 10	64	40	0	10
2311 ALTON 11	22	25	0	9
2312 ALTON 12	62	23	0	7
2313 ALTON 13	16	15	0	4
2314 ALTON 14	73	47	0	15
2315 ALTON 15	39	35	0	5
2316 ALTON 16	26	22	0	7
2317 ALTON 17	15	20	0	5
2401 GODFREY 01	75	45	1	12
2402 GODFREY 02	26	22	0	4
2403 GODFREY 03	102	42	0	18
2404 GODFREY 04	150	74	0	15
2405 GODFREY 05	106	42	0	19
2406 GODFREY 06	85	36	0	16
2407 GODFREY 07	84	45	0	14
2408 GODFREY 08	81	90	0	16
2409 GODFREY 09	109	83	0	20
2410 GODFREY 10	80	43	0	16
2411 GODFREY 11	36	20	0	5
2412 GODFREY 12	62	41	0	8
2413 GODFREY 13	109	70	0	18
2414 GODFREY 14	140	57	0	28

NUMBERED KEY CANVASS

2022 General Primary Election
 Madison County, Illinois
 June 28, 2022
 REPUBLICAN

Official Results

	VOTES	PERCENT	VOTES	PERCENT
COUNTY TREASURER				
Vote for not more than 1				
01 = CHRIS SLUSSER	14,856	68.02	03 = OVER VOTES	1
02 = DOUG HULME	6,986	31.98	04 = UNDER VOTES	2,060
	01	02	03	04
0101 HELVETIA 01	94	35	0	13
0102 HELVETIA 02	113	53	0	21
0103 HELVETIA 03	86	58	0	14
0104 HELVETIA 04	123	41	0	23
0105 HELVETIA 05	163	58	0	25
0106 HELVETIA 06	155	53	0	26
0201 SALINE 01	112	47	0	16
0202 SALINE 02	136	52	0	26
0203 SALINE 03	118	43	0	13
0204 SALINE 04	143	43	0	21
0205 SALINE 05	165	49	0	39
0301 LEEF 01	61	35	0	12
0401 NEW DOUGLAS 01	55	13	0	13
0501 ST. JACOB 01	116	77	0	27
0502 ST. JACOB 02	128	54	0	20
0601 MARINE 01	98	35	0	13
0602 MARINE 02	80	60	0	18
0701 ALHAMBRA 01	174	80	0	32
0801 OLIVE 01	94	46	0	20
0802 OLIVE 02	37	12	0	12
0901 JARVIS 01	75	41	0	13
0902 JARVIS 02	60	40	0	9
0903 JARVIS 03	82	47	0	17
0904 JARVIS 04	102	38	0	22
0905 JARVIS 05	71	37	0	12
0906 JARVIS 06	63	49	0	8
0907 JARVIS 07	55	43	0	8
0908 JARVIS 08	68	39	0	22
0909 JARVIS 09	113	43	0	17
0910 JARVIS 10	120	70	0	17
0911 JARVIS 11	74	46	0	14
0912 JARVIS 12	59	20	0	6
1001 PIN OAK 01	120	48	0	18
1002 PIN OAK 02	111	46	0	16
1003 PIN OAK 03	134	78	1	21
1101 HAMEL 01	118	55	0	10
1102 HAMEL 02	126	82	0	15
1201 OMPHGENT 01	159	68	0	20
1202 OMPHGENT 02	81	35	0	16
1301 COLLINSVILLE 01	60	31	0	11
1302 COLLINSVILLE 02	56	53	0	7
1303 COLLINSVILLE 03	66	57	0	7
1304 COLLINSVILLE 04	44	24	0	4
1305 COLLINSVILLE 05	62	38	0	7
1306 COLLINSVILLE 06	26	36	0	2
1307 COLLINSVILLE 07	74	73	0	10
1308 COLLINSVILLE 08	97	34	0	5
1309 COLLINSVILLE 09	92	57	0	21
1310 COLLINSVILLE 10	87	68	0	10
1311 COLLINSVILLE 11	104	88	0	18
1312 COLLINSVILLE 12	96	63	0	8
1313 COLLINSVILLE 13	38	25	0	4
1314 COLLINSVILLE 14	62	51	0	13
1315 COLLINSVILLE 15	69	50	0	20

NUMBERED KEY CANVASS

2022 General Primary Election
 Madison County, Illinois
 June 28, 2022
 REPUBLICAN

Official Results

COUNTY TREASURER

Vote for not more than 1

01 = CHRIS SLUSSER

02 = DOUG HULME

VOTES PERCENT

14,856 68.02
 6,986 31.98

03 = OVER VOTES
 04 = UNDER VOTES

VOTES PERCENT

1
 2,060

(CONTINUED FROM PREVIOUS PAGE)

01 02 03 04

1316 COLLINSVILLE 16	60	31	0	6
1317 COLLINSVILLE 17	86	72	0	14
1318 COLLINSVILLE 18	107	51	0	14
1319 COLLINSVILLE 19	67	26	0	9
1320 COLLINSVILLE 20	124	38	0	8
1321 COLLINSVILLE 21	103	58	0	19
1322 COLLINSVILLE 22	48	35	0	6
1323 COLLINSVILLE 23	81	57	0	10
1324 COLLINSVILLE 24	64	39	0	7
1325 COLLINSVILLE 25	66	53	0	11
1401 EDWARDSVILLE 01	84	67	0	11
1402 EDWARDSVILLE 02	45	38	0	5
1403 EDWARDSVILLE 03	55	38	0	10
1404 EDWARDSVILLE 04	49	32	0	9
1405 EDWARDSVILLE 05	36	24	0	2
1406 EDWARDSVILLE 06	78	52	0	13
1407 EDWARDSVILLE 07	77	37	0	12
1408 EDWARDSVILLE 08	73	47	0	6
1409 EDWARDSVILLE 09	30	18	0	2
1410 EDWARDSVILLE 10	87	62	0	17
1411 EDWARDSVILLE 11	62	38	0	11
1412 EDWARDSVILLE 12	16	13	0	3
1413 EDWARDSVILLE 13	75	48	0	20
1414 EDWARDSVILLE 14	58	34	0	0
1415 EDWARDSVILLE 15	49	21	0	8
1416 EDWARDSVILLE 16	85	37	0	9
1417 EDWARDSVILLE 17	109	52	0	14
1418 EDWARDSVILLE 18	91	65	0	17
1419 EDWARDSVILLE 19	95	32	0	16
1420 EDWARDSVILLE 20	84	53	0	10
1421 EDWARDSVILLE 21	77	53	0	12
1422 EDWARDSVILLE 22	41	46	0	4
1423 EDWARDSVILLE 23	36	28	0	6
1424 EDWARDSVILLE 24	47	24	0	9
1425 EDWARDSVILLE 25	49	29	0	5
1426 EDWARDSVILLE 26	56	22	0	8
1501 FORT RUSSELL 01	124	61	0	18
1502 FORT RUSSELL 02	80	27	0	7
1503 FORT RUSSELL 03	97	37	0	8
1504 FORT RUSSELL 04	140	34	0	4
1505 FORT RUSSELL 05	60	21	0	7
1506 FORT RUSSELL 06	104	49	0	14
1507 FORT RUSSELL 07	96	48	0	9
1601 MORO 01	107	30	0	13
1602 MORO 02	95	58	0	9
1603 MORO 03	92	78	0	9
1701 NAMEOKI 01	78	48	0	12
1702 NAMEOKI 02	16	2	0	3
1703 NAMEOKI 03	83	61	0	12
1704 NAMEOKI 04	19	8	0	5
1705 NAMEOKI 05	52	21	0	5
1706 NAMEOKI 06	92	46	0	15
1707 NAMEOKI 07	65	31	0	9
1708 NAMEOKI 08	53	22	0	7

	VOTES	PERCENT		VOTES	PERCENT
COUNTY TREASURER					
Vote for not more than 1					
01 = CHRIS SLUSSER	14,856	68.02	03 = OVER VOTES	1	
02 = DOUG HULME	6,986	31.98	04 = UNDER VOTES	2,060	

(CONTINUED FROM PREVIOUS PAGE)

	01	02	03	04
1801 CHOUTEAU 01	74	49	0	7
1802 CHOUTEAU 02	76	24	0	8
1803 CHOUTEAU 03	37	9	0	8
1804 CHOUTEAU 04	85	30	0	12
1805 CHOUTEAU 05	42	40	0	7
1806 CHOUTEAU 06	94	30	0	8
1901 WOOD RIVER 01	77	10	0	3
1902 WOOD RIVER 02	60	24	0	8
1903 WOOD RIVER 03	87	26	0	7
1904 WOOD RIVER 04	65	23	0	7
1905 WOOD RIVER 05	76	17	0	8
1906 WOOD RIVER 06	87	16	0	5
1907 WOOD RIVER 07	76	28	0	5
1908 WOOD RIVER 08	74	14	0	6
1909 WOOD RIVER 09	44	14	0	2
1910 WOOD RIVER 10	105	38	0	17
1911 WOOD RIVER 11	47	16	0	7
1912 WOOD RIVER 12	95	28	0	9
1913 WOOD RIVER 13	133	20	0	7
1914 WOOD RIVER 14	109	24	0	16
1915 WOOD RIVER 15	29	11	0	2
1916 WOOD RIVER 16	91	42	0	5
1917 WOOD RIVER 17	34	12	0	4
1918 WOOD RIVER 18	41	16	0	3
1919 WOOD RIVER 19	94	22	0	11
1920 WOOD RIVER 20	78	13	0	8
1921 WOOD RIVER 21	62	22	0	13
2001 FOSTER 01	102	48	0	14
2002 FOSTER 02	109	45	0	9
2003 FOSTER 03	97	12	0	4
2004 FOSTER 04	63	33	0	12
2101 VENICE 01	3	4	0	0
2102 VENICE 02	13	11	0	4
2103 VENICE 03	4	4	0	4
2104 VENICE 04	21	4	0	1
2201 GRANITE CITY 01	37	16	0	4
2202 GRANITE CITY 02	87	33	0	13
2203 GRANITE CITY 03	110	52	0	29
2204 GRANITE CITY 04	84	65	0	22
2205 GRANITE CITY 05	80	42	0	21
2206 GRANITE CITY 06	109	31	0	13
2207 GRANITE CITY 07	36	27	0	9
2208 GRANITE CITY 08	44	17	0	10
2209 GRANITE CITY 09	89	56	0	24
2210 GRANITE CITY 10	47	36	0	8
2211 GRANITE CITY 11	42	17	0	5
2212 GRANITE CITY 12	74	39	0	12
2213 GRANITE CITY 13	29	16	0	1
2214 GRANITE CITY 14	58	21	0	2
2215 GRANITE CITY 15	64	29	0	10
2216 GRANITE CITY 16	92	48	0	13
2217 GRANITE CITY 17	121	43	0	24
2301 ALTON 01	45	21	0	3
2302 ALTON 02	21	8	0	4

NUMBERED KEY CANVASS

2022 General Primary Election
 Madison County, Illinois
 June 28, 2022
 REPUBLICAN

Official Results

COUNTY TREASURER

Vote for not more than 1

01 = CHRIS SLUSSER

02 = DOUG HULME

VOTES PERCENT

VOTES PERCENT

14,856 68.02
 6,986 31.98

03 = OVER VOTES
 04 = UNDER VOTES

1
 2,060

(CONTINUED FROM PREVIOUS PAGE)

	01	02	03	04
2303 ALTON 03	78	15	0	11
2304 ALTON 04	27	17	0	3
2305 ALTON 05	88	23	0	8
2306 ALTON 06	54	16	0	5
2307 ALTON 07	28	17	0	1
2308 ALTON 08	30	10	0	4
2309 ALTON 09	50	26	0	5
2310 ALTON 10	66	39	0	9
2311 ALTON 11	37	13	0	6
2312 ALTON 12	67	19	0	6
2313 ALTON 13	24	8	0	3
2314 ALTON 14	94	31	0	10
2315 ALTON 15	50	25	0	4
2316 ALTON 16	32	18	0	5
2317 ALTON 17	20	16	0	4
2401 GODFREY 01	84	38	0	11
2402 GODFREY 02	39	13	0	0
2403 GODFREY 03	102	44	0	16
2404 GODFREY 04	176	54	0	9
2405 GODFREY 05	132	26	0	9
2406 GODFREY 06	82	39	0	16
2407 GODFREY 07	109	26	0	8
2408 GODFREY 08	105	65	0	17
2409 GODFREY 09	145	54	0	13
2410 GODFREY 10	94	30	0	15
2411 GODFREY 11	44	15	0	2
2412 GODFREY 12	74	32	0	5
2413 GODFREY 13	131	51	0	15
2414 GODFREY 14	163	41	0	21