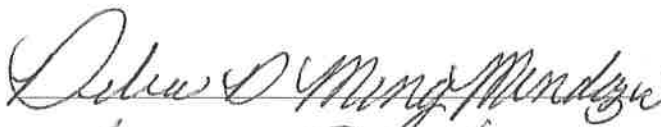



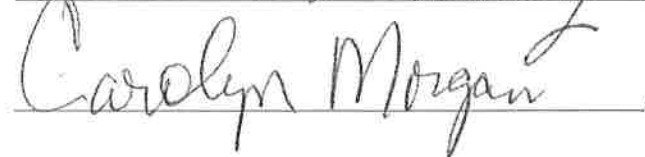
CANVASS CERTIFICATION

We, the undersigned Canvassing Board of the County of Madison, State of Illinois do hereby certify that the attached Election results are a true and correct tabulation of the votes cast in the various precincts at the General Primary Election held on June 28, 2022 for the Candidates and Referenda herein set forth.

Dated: July 18, 2022

 Madison County Clerk

, Republican Canvass Board Member

, Democratic Canvass Board Member

NUMBERED KEY CANVASS

2022 General Primary Election
 Madison County, Illinois
 June 28, 2022
 REPUBLICAN

Official Results

COMPTROLLER STATE-WIDE

VOTES PERCENT

VOTES PERCENT

Vote for not more than 1

17,502 100.00
 0

03 = UNDER VOTES

6,401

01 = SHANNON L. TERESI
 02 = OVER VOTES

	01	02	03
0101 HELVETIA 01	109	0	33
0102 HELVETIA 02	135	0	52
0103 HELVETIA 03	117	0	41
0104 HELVETIA 04	131	0	56
0105 HELVETIA 05	192	0	54
0106 HELVETIA 06	179	0	55
0201 SALINE 01	132	0	43
0202 SALINE 02	163	0	51
0203 SALINE 03	138	0	36
0204 SALINE 04	155	0	52
0205 SALINE 05	166	0	87
0301 LEEF 01	76	0	32
0401 NEW DOUGLAS 01	51	0	30
0501 ST. JACOB 01	158	0	62
0502 ST. JACOB 02	146	0	56
0601 MARINE 01	113	0	33
0602 MARINE 02	94	0	64
0701 ALHAMBRA 01	194	0	92
0801 OLIVE 01	104	0	56
0802 OLIVE 02	42	0	19
0901 JARVIS 01	91	0	38
0902 JARVIS 02	97	0	12
0903 JARVIS 03	114	0	32
0904 JARVIS 04	125	0	37
0905 JARVIS 05	88	0	32
0906 JARVIS 06	102	0	18
0907 JARVIS 07	80	0	26
0908 JARVIS 08	94	0	35
0909 JARVIS 09	123	0	50
0910 JARVIS 10	161	0	46
0911 JARVIS 11	110	0	24
0912 JARVIS 12	57	0	28
1001 PIN OAK 01	143	0	43
1002 PIN OAK 02	102	0	71
1003 PIN OAK 03	166	0	68
1101 HAMEL 01	131	0	52
1102 HAMEL 02	148	0	75
1201 OMPHGENT 01	186	0	61
1202 OMPHGENT 02	95	0	37
1301 COLLINSVILLE 01	72	0	30
1302 COLLINSVILLE 02	85	0	31
1303 COLLINSVILLE 03	106	0	24
1304 COLLINSVILLE 04	60	0	12
1305 COLLINSVILLE 05	86	0	21
1306 COLLINSVILLE 06	54	0	10
1307 COLLINSVILLE 07	129	0	28
1308 COLLINSVILLE 08	98	0	38
1309 COLLINSVILLE 09	113	0	57
1310 COLLINSVILLE 10	124	0	41
1311 COLLINSVILLE 11	153	0	57
1312 COLLINSVILLE 12	120	0	47
1313 COLLINSVILLE 13	51	0	16
1314 COLLINSVILLE 14	95	0	31
1315 COLLINSVILLE 15	98	0	41

NUMBERED KEY CANVASS

2022 General Primary Election
 Madison County, Illinois
 June 28, 2022
 REPUBLICAN

Official Results

COMPTROLLER STATE-WIDE

Vote for not more than 1

01 = SHANNON L. TERESI

02 = OVER VOTES

VOTES PERCENT
 17,502 100.00
 0

03 = UNDER VOTES

VOTES PERCENT
 6,401

(CONTINUED FROM PREVIOUS PAGE)

	01	02	03
1316 COLLINSVILLE 16	84	0	13
1317 COLLINSVILLE 17	122	0	50
1318 COLLINSVILLE 18	115	0	57
1319 COLLINSVILLE 19	77	0	25
1320 COLLINSVILLE 20	127	0	43
1321 COLLINSVILLE 21	137	0	43
1322 COLLINSVILLE 22	73	0	16
1323 COLLINSVILLE 23	110	0	38
1324 COLLINSVILLE 24	86	0	24
1325 COLLINSVILLE 25	94	0	36
1401 EDWARDSVILLE 01	115	0	47
1402 EDWARDSVILLE 02	62	0	26
1403 EDWARDSVILLE 03	71	0	32
1404 EDWARDSVILLE 04	67	0	23
1405 EDWARDSVILLE 05	41	0	21
1406 EDWARDSVILLE 06	93	0	50
1407 EDWARDSVILLE 07	92	0	34
1408 EDWARDSVILLE 08	90	0	36
1409 EDWARDSVILLE 09	36	0	14
1410 EDWARDSVILLE 10	109	0	57
1411 EDWARDSVILLE 11	74	0	37
1412 EDWARDSVILLE 12	25	0	7
1413 EDWARDSVILLE 13	89	0	54
1414 EDWARDSVILLE 14	64	0	28
1415 EDWARDSVILLE 15	54	0	24
1416 EDWARDSVILLE 16	96	0	35
1417 EDWARDSVILLE 17	125	0	50
1418 EDWARDSVILLE 18	126	0	47
1419 EDWARDSVILLE 19	95	0	48
1420 EDWARDSVILLE 20	106	0	41
1421 EDWARDSVILLE 21	95	0	47
1422 EDWARDSVILLE 22	65	0	26
1423 EDWARDSVILLE 23	45	0	25
1424 EDWARDSVILLE 24	58	0	22
1425 EDWARDSVILLE 25	60	0	23
1426 EDWARDSVILLE 26	62	0	24
1501 FORT RUSSELL 01	154	0	49
1502 FORT RUSSELL 02	91	0	23
1503 FORT RUSSELL 03	112	0	30
1504 FORT RUSSELL 04	147	0	31
1505 FORT RUSSELL 05	61	0	27
1506 FORT RUSSELL 06	133	0	34
1507 FORT RUSSELL 07	115	0	38
1601 MORO 01	108	0	42
1602 MORO 02	127	0	35
1603 MORO 03	139	0	40
1701 NAMEOKI 01	109	0	29
1702 NAMEOKI 02	15	0	6
1703 NAMEOKI 03	103	0	53
1704 NAMEOKI 04	23	0	9
1705 NAMEOKI 05	61	0	17
1706 NAMEOKI 06	117	0	36
1707 NAMEOKI 07	65	0	40
1708 NAMEOKI 08	63	0	19

	VOTES	PERCENT		VOTES	PERCENT
COMP TROLLER STATE-WIDE					
Vote for not more than 1					
01 = SHANNON L. TERESI	17,502	100.00			
02 = OVER VOTES	0		03 = UNDER VOTES	6,401	

(CONTINUED FROM PREVIOUS PAGE)

	01	02	03
1801 CHOUTEAU 01	114	0	16
1802 CHOUTEAU 02	66	0	42
1803 CHOUTEAU 03	34	0	20
1804 CHOUTEAU 04	104	0	23
1805 CHOUTEAU 05	61	0	28
1806 CHOUTEAU 06	102	0	30
1901 WOOD RIVER 01	73	0	17
1902 WOOD RIVER 02	68	0	24
1903 WOOD RIVER 03	87	0	33
1904 WOOD RIVER 04	75	0	20
1905 WOOD RIVER 05	72	0	29
1906 WOOD RIVER 06	96	0	12
1907 WOOD RIVER 07	77	0	32
1908 WOOD RIVER 08	74	0	20
1909 WOOD RIVER 09	47	0	13
1910 WOOD RIVER 10	101	0	59
1911 WOOD RIVER 11	49	0	21
1912 WOOD RIVER 12	101	0	31
1913 WOOD RIVER 13	116	0	44
1914 WOOD RIVER 14	109	0	40
1915 WOOD RIVER 15	37	0	5
1916 WOOD RIVER 16	107	0	31
1917 WOOD RIVER 17	32	0	18
1918 WOOD RIVER 18	40	0	20
1919 WOOD RIVER 19	91	0	36
1920 WOOD RIVER 20	73	0	26
1921 WOOD RIVER 21	65	0	32
2001 FOSTER 01	116	0	48
2002 FOSTER 02	123	0	40
2003 FOSTER 03	92	0	21
2004 FOSTER 04	83	0	25
2101 VENICE 01	5	0	2
2102 VENICE 02	20	0	8
2103 VENICE 03	7	0	5
2104 VENICE 04	22	0	4
2201 GRANITE CITY 01	49	0	8
2202 GRANITE CITY 02	95	0	38
2203 GRANITE CITY 03	120	0	71
2204 GRANITE CITY 04	134	0	37
2205 GRANITE CITY 05	95	0	48
2206 GRANITE CITY 06	104	0	49
2207 GRANITE CITY 07	52	0	20
2208 GRANITE CITY 08	54	0	17
2209 GRANITE CITY 09	118	0	51
2210 GRANITE CITY 10	70	0	21
2211 GRANITE CITY 11	53	0	11
2212 GRANITE CITY 12	107	0	18
2213 GRANITE CITY 13	37	0	9
2214 GRANITE CITY 14	69	0	12
2215 GRANITE CITY 15	81	0	22
2216 GRANITE CITY 16	119	0	34
2217 GRANITE CITY 17	121	0	67
2301 ALTON 01	46	0	23
2302 ALTON 02	25	0	8

NUMBERED KEY CANVASS

2022 General Primary Election
 Madison County, Illinois
 June 28, 2022
 REPUBLICAN

Official Results

		VOTES	PERCENT			VOTES	PERCENT
COMPTROLLER STATE-WIDE							
Vote for not more than 1							
01 = SHANNON L. TERESI		17,502	100.00				
02 = OVER VOTES		0		03 = UNDER VOTES		6,401	
<hr/>							
(CONTINUED FROM PREVIOUS PAGE)		01	02	03			
<hr/>							
2303	ALTON 03	73	0	31			
2304	ALTON 04	28	0	19			
2305	ALTON 05	86	0	33			
2306	ALTON 06	55	0	20			
2307	ALTON 07	37	0	9			
2308	ALTON 08	35	0	9			
2309	ALTON 09	62	0	19			
2310	ALTON 10	84	0	30			
2311	ALTON 11	32	0	24			
2312	ALTON 12	66	0	26			
2313	ALTON 13	31	0	4			
2314	ALTON 14	106	0	29			
2315	ALTON 15	63	0	16			
2316	ALTON 16	37	0	18			
2317	ALTON 17	28	0	12			
2401	GODFREY 01	102	0	31			
2402	GODFREY 02	37	0	15			
2403	GODFREY 03	104	0	58			
2404	GODFREY 04	170	0	69			
2405	GODFREY 05	113	0	54			
2406	GODFREY 06	86	0	51			
2407	GODFREY 07	97	0	46			
2408	GODFREY 08	144	0	43			
2409	GODFREY 09	161	0	51			
2410	GODFREY 10	106	0	33			
2411	GODFREY 11	46	0	15			
2412	GODFREY 12	84	0	27			
2413	GODFREY 13	161	0	36			
2414	GODFREY 14	145	0	80			

	VOTES	PERCENT		VOTES	PERCENT
TREASURER STATE-WIDE					
Vote for not more than 1					
01 = TOM DEMMER	17,644	100.00			
02 = OVER VOTES	0		03 = UNDER VOTES	6,259	

	01	02	03
0101 HELVETIA 01	109	0	33
0102 HELVETIA 02	141	0	46
0103 HELVETIA 03	120	0	38
0104 HELVETIA 04	129	0	58
0105 HELVETIA 05	195	0	51
0106 HELVETIA 06	174	0	60
0201 SALINE 01	131	0	44
0202 SALINE 02	169	0	45
0203 SALINE 03	141	0	33
0204 SALINE 04	158	0	49
0205 SALINE 05	162	0	91
0301 LEEF 01	77	0	31
0401 NEW DOUGLAS 01	50	0	31
0501 ST. JACOB 01	158	0	62
0502 ST. JACOB 02	145	0	57
0601 MARINE 01	114	0	32
0602 MARINE 02	99	0	59
0701 ALHAMBRA 01	200	0	86
0801 OLIVE 01	98	0	62
0802 OLIVE 02	44	0	17
0901 JARVIS 01	88	0	41
0902 JARVIS 02	96	0	13
0903 JARVIS 03	113	0	33
0904 JARVIS 04	126	0	36
0905 JARVIS 05	88	0	32
0906 JARVIS 06	101	0	19
0907 JARVIS 07	80	0	26
0908 JARVIS 08	95	0	34
0909 JARVIS 09	128	0	45
0910 JARVIS 10	160	0	47
0911 JARVIS 11	113	0	21
0912 JARVIS 12	56	0	29
1001 PIN OAK 01	139	0	47
1002 PIN OAK 02	101	0	72
1003 PIN OAK 03	165	0	69
1101 HAMEL 01	132	0	51
1102 HAMEL 02	151	0	72
1201 OMPHGENT 01	186	0	61
1202 OMPHGENT 02	97	0	35
1301 COLLINSVILLE 01	75	0	27
1302 COLLINSVILLE 02	86	0	30
1303 COLLINSVILLE 03	102	0	28
1304 COLLINSVILLE 04	61	0	11
1305 COLLINSVILLE 05	86	0	21
1306 COLLINSVILLE 06	53	0	11
1307 COLLINSVILLE 07	129	0	28
1308 COLLINSVILLE 08	97	0	39
1309 COLLINSVILLE 09	116	0	54
1310 COLLINSVILLE 10	123	0	42
1311 COLLINSVILLE 11	155	0	55
1312 COLLINSVILLE 12	125	0	42
1313 COLLINSVILLE 13	49	0	18
1314 COLLINSVILLE 14	99	0	27
1315 COLLINSVILLE 15	99	0	40

	VOTES	PERCENT		VOTES	PERCENT
TREASURER STATE-WIDE					
Vote for not more than 1					
01 = TOM DEMMER	17,644	100.00			
02 = OVER VOTES	0		03 = UNDER VOTES	6,259	

(CONTINUED FROM PREVIOUS PAGE)

	01	02	03
1316 COLLINSVILLE 16	81	0	16
1317 COLLINSVILLE 17	121	0	51
1318 COLLINSVILLE 18	113	0	59
1319 COLLINSVILLE 19	76	0	26
1320 COLLINSVILLE 20	131	0	39
1321 COLLINSVILLE 21	138	0	42
1322 COLLINSVILLE 22	75	0	14
1323 COLLINSVILLE 23	112	0	36
1324 COLLINSVILLE 24	85	0	25
1325 COLLINSVILLE 25	93	0	37
1401 EDWARDSVILLE 01	118	0	44
1402 EDWARDSVILLE 02	65	0	23
1403 EDWARDSVILLE 03	71	0	32
1404 EDWARDSVILLE 04	70	0	20
1405 EDWARDSVILLE 05	39	0	23
1406 EDWARDSVILLE 06	93	0	50
1407 EDWARDSVILLE 07	93	0	33
1408 EDWARDSVILLE 08	94	0	32
1409 EDWARDSVILLE 09	33	0	17
1410 EDWARDSVILLE 10	112	0	54
1411 EDWARDSVILLE 11	75	0	36
1412 EDWARDSVILLE 12	24	0	8
1413 EDWARDSVILLE 13	92	0	51
1414 EDWARDSVILLE 14	67	0	25
1415 EDWARDSVILLE 15	56	0	22
1416 EDWARDSVILLE 16	92	0	39
1417 EDWARDSVILLE 17	125	0	50
1418 EDWARDSVILLE 18	130	0	43
1419 EDWARDSVILLE 19	101	0	42
1420 EDWARDSVILLE 20	108	0	39
1421 EDWARDSVILLE 21	93	0	49
1422 EDWARDSVILLE 22	68	0	23
1423 EDWARDSVILLE 23	46	0	24
1424 EDWARDSVILLE 24	56	0	24
1425 EDWARDSVILLE 25	58	0	25
1426 EDWARDSVILLE 26	64	0	22
1501 FORT RUSSELL 01	152	0	51
1502 FORT RUSSELL 02	91	0	23
1503 FORT RUSSELL 03	113	0	29
1504 FORT RUSSELL 04	143	0	35
1505 FORT RUSSELL 05	62	0	26
1506 FORT RUSSELL 06	131	0	36
1507 FORT RUSSELL 07	112	0	41
1601 MORO 01	111	0	39
1602 MORO 02	126	0	36
1603 MORO 03	139	0	40
1701 NAMEOKI 01	112	0	26
1702 NAMEOKI 02	17	0	4
1703 NAMEOKI 03	105	0	51
1704 NAMEOKI 04	25	0	7
1705 NAMEOKI 05	62	0	16
1706 NAMEOKI 06	111	0	42
1707 NAMEOKI 07	69	0	36
1708 NAMEOKI 08	68	0	14

	VOTES	PERCENT		VOTES	PERCENT
TREASURER STATE-WIDE					
Vote for not more than 1					
01 = TOM DEMMER	17,644	100.00			
02 = OVER VOTES	0		03 = UNDER VOTES	6,259	

(CONTINUED FROM PREVIOUS PAGE)

	01	02	03
1801 CHOUTEAU 01	116	0	14
1802 CHOUTEAU 02	65	0	43
1803 CHOUTEAU 03	37	0	17
1804 CHOUTEAU 04	100	0	27
1805 CHOUTEAU 05	63	0	26
1806 CHOUTEAU 06	101	0	31
1901 WOOD RIVER 01	72	0	18
1902 WOOD RIVER 02	70	0	22
1903 WOOD RIVER 03	89	0	31
1904 WOOD RIVER 04	74	0	21
1905 WOOD RIVER 05	75	0	26
1906 WOOD RIVER 06	91	0	17
1907 WOOD RIVER 07	76	0	33
1908 WOOD RIVER 08	73	0	21
1909 WOOD RIVER 09	46	0	14
1910 WOOD RIVER 10	111	0	49
1911 WOOD RIVER 11	53	0	17
1912 WOOD RIVER 12	99	0	33
1913 WOOD RIVER 13	122	0	38
1914 WOOD RIVER 14	105	0	44
1915 WOOD RIVER 15	39	0	3
1916 WOOD RIVER 16	108	0	30
1917 WOOD RIVER 17	35	0	15
1918 WOOD RIVER 18	39	0	21
1919 WOOD RIVER 19	85	0	42
1920 WOOD RIVER 20	73	0	26
1921 WOOD RIVER 21	66	0	31
2001 FOSTER 01	118	0	46
2002 FOSTER 02	124	0	39
2003 FOSTER 03	89	0	24
2004 FOSTER 04	87	0	21
2101 VENICE 01	6	0	1
2102 VENICE 02	20	0	8
2103 VENICE 03	6	0	6
2104 VENICE 04	22	0	4
2201 GRANITE CITY 01	50	0	7
2202 GRANITE CITY 02	92	0	41
2203 GRANITE CITY 03	124	0	67
2204 GRANITE CITY 04	135	0	36
2205 GRANITE CITY 05	97	0	46
2206 GRANITE CITY 06	102	0	51
2207 GRANITE CITY 07	53	0	19
2208 GRANITE CITY 08	56	0	15
2209 GRANITE CITY 09	115	0	54
2210 GRANITE CITY 10	70	0	21
2211 GRANITE CITY 11	52	0	12
2212 GRANITE CITY 12	106	0	19
2213 GRANITE CITY 13	39	0	7
2214 GRANITE CITY 14	65	0	16
2215 GRANITE CITY 15	79	0	24
2216 GRANITE CITY 16	118	0	35
2217 GRANITE CITY 17	120	0	68
2301 ALTON 01	46	0	23
2302 ALTON 02	25	0	8

NUMBERED KEY CANVASS

2022 General Primary Election
 Madison County, Illinois
 June 28, 2022
 REPUBLICAN

Official Results

TREASURER STATE-WIDE

Vote for not more than 1

01 = TOM DEMMER

02 = OVER VOTES

VOTES PERCENT

17,644 100.00

0

03 = UNDER VOTES

VOTES PERCENT

6,259

(CONTINUED FROM PREVIOUS PAGE)

	01	02	03
2303 ALTON 03	76	0	28
2304 ALTON 04	36	0	11
2305 ALTON 05	84	0	35
2306 ALTON 06	61	0	14
2307 ALTON 07	37	0	9
2308 ALTON 08	37	0	7
2309 ALTON 09	61	0	20
2310 ALTON 10	84	0	30
2311 ALTON 11	32	0	24
2312 ALTON 12	66	0	26
2313 ALTON 13	28	0	7
2314 ALTON 14	106	0	29
2315 ALTON 15	69	0	10
2316 ALTON 16	40	0	15
2317 ALTON 17	31	0	9
2401 GODFREY 01	99	0	34
2402 GODFREY 02	42	0	10
2403 GODFREY 03	103	0	59
2404 GODFREY 04	173	0	66
2405 GODFREY 05	119	0	48
2406 GODFREY 06	91	0	46
2407 GODFREY 07	102	0	41
2408 GODFREY 08	147	0	40
2409 GODFREY 09	163	0	49
2410 GODFREY 10	108	0	31
2411 GODFREY 11	42	0	19
2412 GODFREY 12	90	0	21
2413 GODFREY 13	164	0	33
2414 GODFREY 14	153	0	72

	VOTES	PERCENT		VOTES	PERCENT
REPRESENTATIVE IN CONGRESS 13TH CONGRESSIONAL DISTRICT					
Vote for not more than 1					
01 = REGAN DEERING	3,635	30.76	04 = TERRY MARTIN	1,014	8.58
02 = MATT HAUSMAN	3,329	28.17	05 = OVER VOTES	6	
03 = JESSE REISING	3,841	32.50	06 = UNDER VOTES	1,500	

	01	02	03	04	05	06
1301 COLLINSVILLE 01	14	14	6	6	0	1
1302 COLLINSVILLE 02	36	31	32	11	0	6
1303 COLLINSVILLE 03	42	29	36	12	1	10
1304 COLLINSVILLE 04	20	18	19	8	0	7
1305 COLLINSVILLE 05	20	27	45	8	0	7
1306 COLLINSVILLE 06	14	15	28	6	0	1
1307 COLLINSVILLE 07	48	45	43	10	0	11
1310 COLLINSVILLE 10	47	34	54	14	0	16
1311 COLLINSVILLE 11	60	39	77	19	0	15
1313 COLLINSVILLE 13	20	17	18	5	0	7
1314 COLLINSVILLE 14	37	30	40	7	0	12
1317 COLLINSVILLE 17	49	37	57	9	0	20
1319 COLLINSVILLE 19	38	18	28	5	0	13
1320 COLLINSVILLE 20	3	1	0	0	0	0
1321 COLLINSVILLE 21	60	40	51	9	0	20
1322 COLLINSVILLE 22	26	17	35	6	0	5
1323 COLLINSVILLE 23	56	26	42	12	0	12
1324 COLLINSVILLE 24	34	16	37	14	0	9
1325 COLLINSVILLE 25	40	19	55	3	0	13
1401 EDWARDSVILLE 01	64	33	44	7	0	14
1402 EDWARDSVILLE 02	22	23	23	8	0	12
1403 EDWARDSVILLE 03	23	22	37	5	0	16
1404 EDWARDSVILLE 04	28	18	21	11	0	12
1405 EDWARDSVILLE 05	18	13	22	3	0	6
1406 EDWARDSVILLE 06	30	39	53	4	0	17
1407 EDWARDSVILLE 07	33	25	38	8	0	22
1408 EDWARDSVILLE 08	27	23	54	10	0	12
1409 EDWARDSVILLE 09	13	10	18	1	0	8
1410 EDWARDSVILLE 10	64	28	45	8	0	21
1411 EDWARDSVILLE 11	33	23	33	9	0	13
1412 EDWARDSVILLE 12	5	9	14	1	0	3
1413 EDWARDSVILLE 13	39	26	42	10	0	26
1414 EDWARDSVILLE 14	22	22	30	12	0	6
1415 EDWARDSVILLE 15	23	16	26	7	0	6
1416 EDWARDSVILLE 16	40	20	46	10	0	15
1417 EDWARDSVILLE 17	40	50	54	13	0	18
1418 EDWARDSVILLE 18	60	27	50	11	0	25
1419 EDWARDSVILLE 19	39	35	35	3	0	31
1420 EDWARDSVILLE 20	42	25	47	18	0	15
1421 EDWARDSVILLE 21	40	32	37	9	0	24
1422 EDWARDSVILLE 22	26	26	22	7	0	10
1423 EDWARDSVILLE 23	21	16	18	5	0	10
1424 EDWARDSVILLE 24	20	16	21	7	0	16
1425 EDWARDSVILLE 25	20	21	25	9	0	8
1426 EDWARDSVILLE 26	31	14	18	13	0	10
1501 FORT RUSSELL 01	57	41	64	13	0	28
1502 FORT RUSSELL 02	36	30	33	5	0	10
1503 FORT RUSSELL 03	44	43	34	9	0	12
1504 FORT RUSSELL 04	41	41	62	15	0	19
1505 FORT RUSSELL 05	34	15	24	6	0	9
1506 FORT RUSSELL 06	46	42	52	9	0	18
1507 FORT RUSSELL 07	0	0	0	0	0	0
1601 MORO 01	50	27	43	12	0	18

				VOTES	PERCENT		
REPRESENTATIVE IN CONGRESS 13TH CONGRESSIONAL DISTRICT						VOTES	PERCENT
Vote for not more than 1							
01 = REGAN DEERING	3,635	30.76	04 = TERRY MARTIN	1,014	8.58		
02 = MATT HAUSMAN	3,329	28.17	05 = OVER VOTES	6			
03 = JESSE REISING	3,841	32.50	06 = UNDER VOTES	1,500			

(CONTINUED FROM PREVIOUS PAGE)

	01	02	03	04	05	06
1602 MORO 02	46	19	41	8	0	14
1701 NAMEOKI 01	33	45	38	10	0	12
1702 NAMEOKI 02	5	5	6	2	0	3
1703 NAMEOKI 03	47	39	38	9	0	23
1704 NAMEOKI 04	9	10	6	3	0	4
1705 NAMEOKI 05	15	19	31	5	0	8
1706 NAMEOKI 06	42	36	38	21	0	16
1707 NAMEOKI 07	24	28	28	12	0	13
1708 NAMEOKI 08	22	13	23	11	0	13
1801 CHOUTEAU 01	25	39	46	11	0	9
1802 CHOUTEAU 02	26	31	32	7	0	12
1803 CHOUTEAU 03	17	17	15	1	0	4
1804 CHOUTEAU 04	28	43	27	14	0	15
1805 CHOUTEAU 05	18	24	20	14	1	12
1806 CHOUTEAU 06	35	41	33	11	0	12
1901 WOOD RIVER 01	26	22	27	5	0	10
1902 WOOD RIVER 02	24	21	27	13	0	7
1903 WOOD RIVER 03	29	26	41	11	0	13
1904 WOOD RIVER 04	34	22	22	7	0	10
1905 WOOD RIVER 05	27	29	24	7	0	14
1906 WOOD RIVER 06	36	36	19	10	0	7
1907 WOOD RIVER 07	23	32	32	7	0	15
1908 WOOD RIVER 08	28	31	15	3	0	17
1909 WOOD RIVER 09	17	20	18	3	0	2
1910 WOOD RIVER 10	40	29	54	12	0	25
1911 WOOD RIVER 11	19	17	18	7	0	9
1912 WOOD RIVER 12	38	31	44	3	0	16
1913 WOOD RIVER 13	43	48	47	7	0	15
1914 WOOD RIVER 14	41	43	38	10	0	17
1915 WOOD RIVER 15	7	15	13	5	0	2
1916 WOOD RIVER 16	40	38	39	6	0	15
1917 WOOD RIVER 17	9	17	9	8	0	7
1918 WOOD RIVER 18	14	20	14	5	0	7
1919 WOOD RIVER 19	32	37	32	3	3	20
1920 WOOD RIVER 20	23	30	25	6	0	15
1921 WOOD RIVER 21	25	33	20	5	0	14
2001 FOSTER 01	39	41	60	9	0	15
2002 FOSTER 02	9	13	20	4	0	1
2003 FOSTER 03	32	29	36	3	0	13
2101 VENICE 01	4	0	1	2	0	0
2102 VENICE 02	7	7	10	0	0	4
2103 VENICE 03	3	4	3	0	0	2
2104 VENICE 04	5	8	8	3	0	2
2201 GRANITE CITY 01	22	19	9	4	0	3
2202 GRANITE CITY 02	25	37	36	13	0	22
2203 GRANITE CITY 03	35	62	36	17	1	40
2204 GRANITE CITY 04	39	45	46	14	0	27
2205 GRANITE CITY 05	33	37	41	10	0	22
2206 GRANITE CITY 06	40	43	26	17	0	27
2207 GRANITE CITY 07	18	25	14	7	0	8
2208 GRANITE CITY 08	12	21	23	10	0	5
2209 GRANITE CITY 09	42	43	41	14	0	29
2210 GRANITE CITY 10	24	31	24	7	0	5

	VOTES	PERCENT		VOTES	PERCENT
REPRESENTATIVE IN CONGRESS 13TH CONGRESSIONAL DISTRICT					
Vote for not more than 1					
01 = REGAN DEERING	3,635	30.76	04 = TERRY MARTIN	1,014	8.58
02 = MATT HAUSMAN	3,329	28.17	05 = OVER VOTES	6	
03 = JESSE REISING	3,841	32.50	06 = UNDER VOTES	1,500	

(CONTINUED FROM PREVIOUS PAGE)

	01	02	03	04	05	06
2211 GRANITE CITY 11	13	27	16	5	0	3
2212 GRANITE CITY 12	30	37	33	14	0	11
2213 GRANITE CITY 13	15	11	15	5	0	0
2214 GRANITE CITY 14	19	23	30	7	0	2
2215 GRANITE CITY 15	32	29	26	7	0	9
2216 GRANITE CITY 16	40	41	42	18	0	12
2217 GRANITE CITY 17	47	47	46	15	0	33
2301 ALTON 01	14	21	25	4	0	4
2302 ALTON 02	10	11	6	3	0	3
2303 ALTON 03	0	1	0	0	0	0
2304 ALTON 04	14	16	13	0	0	4
2305 ALTON 05	10	17	15	6	0	5
2306 ALTON 06	22	21	20	3	0	9
2307 ALTON 07	15	16	9	3	0	3
2308 ALTON 08	11	14	9	7	0	3
2309 ALTON 09	16	25	23	9	0	8
2310 ALTON 10	26	40	29	8	0	11
2311 ALTON 11	12	18	10	4	0	12
2312 ALTON 12	28	18	31	6	0	9
2313 ALTON 13	8	8	10	4	0	5
2314 ALTON 14	37	34	42	10	0	12
2315 ALTON 15	21	21	27	8	0	2
2316 ALTON 16	11	15	19	5	0	5
2317 ALTON 17	13	8	10	3	0	6
2402 GODFREY 02	20	15	13	2	0	2

REPRESENTATIVE IN CONGRESS 15TH CONGRESSIONAL DISTRICT	VOTES PERCENT				VOTES	PERCENT
Vote for not more than 1						
01 = RODNEY DAVIS			4,017	39.14	03 = OVER VOTES	6
02 = MARY MILLER			6,245	60.86	04 = UNDER VOTES	312
	01	02	03	04		
0101 HELVETIA 01	39	99	0	4		
0102 HELVETIA 02	55	122	0	10		
0103 HELVETIA 03	33	118	0	7		
0104 HELVETIA 04	61	122	0	4		
0105 HELVETIA 05	73	163	0	10		
0106 HELVETIA 06	81	148	1	4		
0201 SALINE 01	46	124	0	5		
0202 SALINE 02	57	146	0	11		
0203 SALINE 03	58	109	0	7		
0204 SALINE 04	59	145	0	3		
0205 SALINE 05	80	155	0	18		
0301 LEEF 01	49	58	0	1		
0401 NEW DOUGLAS 01	33	47	0	1		
0501 ST. JACOB 01	55	161	0	4		
0502 ST. JACOB 02	54	141	0	7		
0601 MARINE 01	45	99	0	2		
0602 MARINE 02	50	106	0	2		
0701 ALHAMBRA 01	98	181	0	7		
0801 OLIVE 01	59	92	0	9		
0802 OLIVE 02	29	31	0	1		
0901 JARVIS 01	50	75	0	4		
0902 JARVIS 02	35	70	0	4		
0903 JARVIS 03	47	96	0	3		
0904 JARVIS 04	53	101	0	8		
0905 JARVIS 05	41	76	0	3		
0906 JARVIS 06	42	77	0	1		
0907 JARVIS 07	40	64	0	2		
0908 JARVIS 08	44	83	0	2		
0909 JARVIS 09	77	89	0	7		
0910 JARVIS 10	78	120	0	9		
0911 JARVIS 11	54	77	0	3		
0912 JARVIS 12	34	48	0	3		
1001 PIN OAK 01	76	106	0	4		
1002 PIN OAK 02	73	88	0	12		
1003 PIN OAK 03	87	141	0	6		
1101 HAMEL 01	77	102	0	4		
1102 HAMEL 02	79	140	0	4		
1201 OMPHGENT 01	110	131	0	6		
1202 OMPHGENT 02	54	76	0	2		
1301 COLLINSVILLE 01	19	41	0	1		
1308 COLLINSVILLE 08	45	89	0	2		
1309 COLLINSVILLE 09	48	114	0	8		
1312 COLLINSVILLE 12	63	97	0	7		
1315 COLLINSVILLE 15	69	63	0	9		
1316 COLLINSVILLE 16	31	64	0	2		
1318 COLLINSVILLE 18	57	113	0	2		
1320 COLLINSVILLE 20	51	110	0	5		
1507 FORT RUSSELL 07	67	82	0	4		
1602 MORO 02	15	19	0	0		
1603 MORO 03	59	116	0	4		
2002 FOSTER 02	49	67	0	0		
2004 FOSTER 04	41	63	0	4		
2301 ALTON 01	0	1	0	0		
2303 ALTON 03	44	54	0	5		

	VOTES	PERCENT		VOTES	PERCENT
REPRESENTATIVE IN CONGRESS 15TH CONGRESSIONAL DISTRICT					
Vote for not more than 1					
01 = RODNEY DAVIS	4,017	39.14	03 = OVER VOTES	6	
02 = MARY MILLER	6,245	60.86	04 = UNDER VOTES	312	

(CONTINUED FROM PREVIOUS PAGE)	01	02	03	04
2305 ALTON 05	32	32	0	2
2401 GODFREY 01	71	57	1	4
2403 GODFREY 03	99	56	2	5
2404 GODFREY 04	132	102	0	5
2405 GODFREY 05	91	71	0	5
2406 GODFREY 06	56	77	0	4
2407 GODFREY 07	77	65	0	1
2408 GODFREY 08	88	92	0	7
2409 GODFREY 09	96	112	1	3
2410 GODFREY 10	69	65	0	5
2411 GODFREY 11	23	35	0	3
2412 GODFREY 12	58	50	1	2
2413 GODFREY 13	96	98	0	3
2414 GODFREY 14	106	113	0	6

NUMBERED KEY CANVASS

2022 General Primary Election
 Madison County, Illinois
 June 28, 2022
 REPUBLICAN

Official Results

STATE SENATOR 50TH LEGISLATIVE DISTRICT

Vote for not more than 1

01 = JIL TRACY

02 = OVER VOTES

VOTES PERCENT

2,673 100.00
 0

03 = UNDER VOTES

VOTES PERCENT

569

	01	02	03
1503 FORT RUSSELL 03	129	0	13
1504 FORT RUSSELL 04	148	0	26
1505 FORT RUSSELL 05	68	0	20
1506 FORT RUSSELL 06	73	0	15
1507 FORT RUSSELL 07	129	0	24
1601 MORO 01	120	0	30
1602 MORO 02	140	0	22
1603 MORO 03	148	0	31
2001 FOSTER 01	131	0	33
2002 FOSTER 02	138	0	24
2003 FOSTER 03	97	0	16
2004 FOSTER 04	91	0	17
2401 GODFREY 01	17	0	3
2403 GODFREY 03	15	0	10
2404 GODFREY 04	192	0	47
2407 GODFREY 07	107	0	36
2408 GODFREY 08	155	0	32
2409 GODFREY 09	173	0	39
2410 GODFREY 10	111	0	28
2411 GODFREY 11	53	0	8
2412 GODFREY 12	96	0	15
2413 GODFREY 13	174	0	23
2414 GODFREY 14	168	0	57

	VOTES	PERCENT		VOTES	PERCENT
STATE SENATOR 55TH LEGISLATIVE DISTRICT					
Vote for not more than 1					
01 = JASON PLUMMER	6,386	100.00			
02 = OVER VOTES	0		03 = UNDER VOTES	773	

	-----	-----	-----
	01	02	03
	-----	-----	-----
0101 HELVETIA 01	128	0	14
0102 HELVETIA 02	168	0	19
0103 HELVETIA 03	137	0	21
0104 HELVETIA 04	168	0	19
0105 HELVETIA 05	233	0	13
0106 HELVETIA 06	211	0	23
0201 SALINE 01	162	0	13
0202 SALINE 02	189	0	25
0203 SALINE 03	162	0	12
0204 SALINE 04	192	0	15
0205 SALINE 05	219	0	34
0301 LEEF 01	98	0	10
0401 NEW DOUGLAS 01	72	0	9
0501 ST. JACOB 01	194	0	26
0502 ST. JACOB 02	176	0	26
0601 MARINE 01	129	0	17
0602 MARINE 02	140	0	18
0701 ALHAMBRA 01	259	0	27
0801 OLIVE 01	136	0	24
0802 OLIVE 02	55	0	6
0901 JARVIS 01	115	0	14
0902 JARVIS 02	105	0	4
0903 JARVIS 03	127	0	19
0904 JARVIS 04	149	0	13
0905 JARVIS 05	102	0	18
0906 JARVIS 06	111	0	9
0907 JARVIS 07	96	0	10
0908 JARVIS 08	114	0	15
0909 JARVIS 09	158	0	15
0910 JARVIS 10	192	0	15
0911 JARVIS 11	126	0	8
0912 JARVIS 12	72	0	13
1001 PIN OAK 01	163	0	23
1002 PIN OAK 02	148	0	25
1003 PIN OAK 03	204	0	30
1101 HAMEL 01	168	0	15
1102 HAMEL 02	194	0	29
1201 OMPHGENT 01	217	0	30
1202 OMPHGENT 02	119	0	13
1309 COLLINSVILLE 09	72	0	12
1312 COLLINSVILLE 12	95	0	15
1318 COLLINSVILLE 18	143	0	29
1320 COLLINSVILLE 20	33	0	7
1501 FORT RUSSELL 01	135	0	21

STATE SENATOR 56TH LEGISLATIVE DISTRICT				VOTES	PERCENT	VOTES	PERCENT
Vote for not more than 1							
01 = ERICA CONWAY HARRISS				11,137	100.00		
02 = OVER VOTES				0		03 = UNDER VOTES	2,320
		01	02	03			
1301	COLLINSVILLE	01	84	0	18		
1302	COLLINSVILLE	02	91	0	25		
1303	COLLINSVILLE	03	110	0	20		
1304	COLLINSVILLE	04	63	0	9		
1305	COLLINSVILLE	05	94	0	13		
1306	COLLINSVILLE	06	58	0	6		
1307	COLLINSVILLE	07	137	0	20		
1308	COLLINSVILLE	08	105	0	31		
1309	COLLINSVILLE	09	70	0	16		
1310	COLLINSVILLE	10	139	0	26		
1311	COLLINSVILLE	11	172	0	38		
1312	COLLINSVILLE	12	50	0	7		
1313	COLLINSVILLE	13	56	0	11		
1314	COLLINSVILLE	14	103	0	23		
1315	COLLINSVILLE	15	101	0	38		
1316	COLLINSVILLE	16	82	0	15		
1317	COLLINSVILLE	17	147	0	25		
1319	COLLINSVILLE	19	85	0	17		
1320	COLLINSVILLE	20	120	0	10		
1321	COLLINSVILLE	21	158	0	22		
1322	COLLINSVILLE	22	77	0	12		
1323	COLLINSVILLE	23	127	0	21		
1324	COLLINSVILLE	24	91	0	19		
1325	COLLINSVILLE	25	98	0	32		
1401	EDWARDSVILLE	01	139	0	23		
1402	EDWARDSVILLE	02	75	0	13		
1403	EDWARDSVILLE	03	78	0	25		
1404	EDWARDSVILLE	04	75	0	15		
1405	EDWARDSVILLE	05	44	0	18		
1406	EDWARDSVILLE	06	110	0	33		
1407	EDWARDSVILLE	07	104	0	22		
1408	EDWARDSVILLE	08	107	0	19		
1409	EDWARDSVILLE	09	39	0	11		
1410	EDWARDSVILLE	10	140	0	26		
1411	EDWARDSVILLE	11	88	0	23		
1412	EDWARDSVILLE	12	26	0	6		
1413	EDWARDSVILLE	13	112	0	31		
1414	EDWARDSVILLE	14	75	0	17		
1415	EDWARDSVILLE	15	67	0	11		
1416	EDWARDSVILLE	16	102	0	29		
1417	EDWARDSVILLE	17	143	0	32		
1418	EDWARDSVILLE	18	151	0	22		
1419	EDWARDSVILLE	19	113	0	30		
1420	EDWARDSVILLE	20	124	0	23		
1421	EDWARDSVILLE	21	114	0	28		
1422	EDWARDSVILLE	22	78	0	13		
1423	EDWARDSVILLE	23	54	0	16		
1424	EDWARDSVILLE	24	62	0	18		
1425	EDWARDSVILLE	25	67	0	16		
1426	EDWARDSVILLE	26	76	0	10		
1501	FORT RUSSELL	01	39	0	8		
1502	FORT RUSSELL	02	104	0	10		
1504	FORT RUSSELL	04	4	0	0		
1506	FORT RUSSELL	06	67	0	12		

	VOTES	PERCENT	VOTES	PERCENT
STATE SENATOR 56TH LEGISLATIVE DISTRICT				
Vote for not more than 1				
01 = ERICA CONWAY HARRISS	11,137	100.00		
02 = OVER VOTES	0		03 = UNDER VOTES	2,320

(CONTINUED FROM PREVIOUS PAGE)

	01	02	03
1701 NAMEOKI 01	117	0	21
1702 NAMEOKI 02	16	0	5
1703 NAMEOKI 03	127	0	29
1704 NAMEOKI 04	26	0	6
1705 NAMEOKI 05	69	0	9
1706 NAMEOKI 06	132	0	21
1707 NAMEOKI 07	87	0	18
1708 NAMEOKI 08	73	0	9
1801 CHOUTEAU 01	121	0	9
1802 CHOUTEAU 02	85	0	23
1803 CHOUTEAU 03	44	0	10
1804 CHOUTEAU 04	108	0	19
1805 CHOUTEAU 05	69	0	20
1806 CHOUTEAU 06	111	0	21
1901 WOOD RIVER 01	76	0	14
1902 WOOD RIVER 02	78	0	14
1903 WOOD RIVER 03	96	0	24
1904 WOOD RIVER 04	85	0	10
1905 WOOD RIVER 05	84	0	17
1906 WOOD RIVER 06	95	0	13
1907 WOOD RIVER 07	86	0	23
1908 WOOD RIVER 08	81	0	13
1909 WOOD RIVER 09	56	0	4
1910 WOOD RIVER 10	123	0	37
1911 WOOD RIVER 11	54	0	16
1912 WOOD RIVER 12	112	0	20
1913 WOOD RIVER 13	132	0	28
1914 WOOD RIVER 14	120	0	29
1915 WOOD RIVER 15	37	0	5
1916 WOOD RIVER 16	120	0	18
1917 WOOD RIVER 17	40	0	10
1918 WOOD RIVER 18	47	0	13
1919 WOOD RIVER 19	102	0	25
1920 WOOD RIVER 20	84	0	15
1921 WOOD RIVER 21	75	0	22
2002 FOSTER 02	1	0	0
2102 VENICE 02	23	0	5
2201 GRANITE CITY 01	52	0	5
2202 GRANITE CITY 02	105	0	28
2203 GRANITE CITY 03	144	0	47
2204 GRANITE CITY 04	148	0	23
2205 GRANITE CITY 05	110	0	33
2206 GRANITE CITY 06	117	0	36
2207 GRANITE CITY 07	57	0	15
2208 GRANITE CITY 08	62	0	9
2209 GRANITE CITY 09	128	0	41
2210 GRANITE CITY 10	80	0	11
2211 GRANITE CITY 11	57	0	7
2212 GRANITE CITY 12	107	0	18
2213 GRANITE CITY 13	40	0	6
2214 GRANITE CITY 14	74	0	7
2215 GRANITE CITY 15	86	0	17
2216 GRANITE CITY 16	136	0	17
2217 GRANITE CITY 17	145	0	43

NUMBERED KEY CANVASS

2022 General Primary Election
 Madison County, Illinois
 June 28, 2022
 REPUBLICAN

Official Results

STATE SENATOR 56TH LEGISLATIVE DISTRICT

Vote for not more than 1

01 = ERICA CONWAY HARRISS

02 = OVER VOTES

VOTES PERCENT
 11,137 100.00
 0

03 = UNDER VOTES

VOTES PERCENT

2,320

(CONTINUED FROM PREVIOUS PAGE)

	01	02	03
2301 ALTON 01	58	0	11
2302 ALTON 02	28	0	5
2303 ALTON 03	86	0	18
2304 ALTON 04	39	0	8
2305 ALTON 05	96	0	23
2306 ALTON 06	63	0	12
2307 ALTON 07	39	0	7
2308 ALTON 08	38	0	6
2309 ALTON 09	68	0	13
2310 ALTON 10	97	0	17
2311 ALTON 11	42	0	14
2312 ALTON 12	74	0	18
2313 ALTON 13	30	0	5
2314 ALTON 14	114	0	21
2315 ALTON 15	73	0	6
2316 ALTON 16	45	0	10
2317 ALTON 17	35	0	5
2401 GODFREY 01	95	0	18
2402 GODFREY 02	46	0	6
2403 GODFREY 03	102	0	35
2405 GODFREY 05	130	0	37
2406 GODFREY 06	104	0	33

NUMBERED KEY CANVASS

2022 General Primary Election
Madison County, Illinois
June 28, 2022
REPUBLICAN

Official Results

	VOTES	PERCENT		VOTES	PERCENT
STATE SENATOR 57TH LEGISLATIVE DISTRICT					
Vote for not more than 1					
01 = WAVEY T. LESTER II	38	100.00			
02 = OVER VOTES	0		03 = UNDER VOTES	7	

	01	02	03		

2101 VENICE 01	6	0	1		
2102 VENICE 02	0	0	0		
2103 VENICE 03	8	0	4		
2104 VENICE 04	24	0	2		

	VOTES	PERCENT		VOTES	PERCENT
REP. GENERAL ASSEMBLY 100TH REPRESENTATIVE DISTRICT					
Vote for not more than 1					
01 = CHRISTOPHER "C.D." DAVIDSMEYER	2,689	100.00			
02 = OVER VOTES	0		03 = UNDER VOTES	553	

	01	02	03
1503 FORT RUSSELL 03	128	0	14
1504 FORT RUSSELL 04	146	0	28
1505 FORT RUSSELL 05	67	0	21
1506 FORT RUSSELL 06	70	0	18
1507 FORT RUSSELL 07	129	0	24
1601 MORO 01	118	0	32
1602 MORO 02	139	0	23
1603 MORO 03	147	0	32
2001 FOSTER 01	137	0	27
2002 FOSTER 02	135	0	27
2003 FOSTER 03	95	0	18
2004 FOSTER 04	94	0	14
2401 GODFREY 01	16	0	4
2403 GODFREY 03	15	0	10
2404 GODFREY 04	194	0	45
2407 GODFREY 07	113	0	30
2408 GODFREY 08	158	0	29
2409 GODFREY 09	176	0	36
2410 GODFREY 10	117	0	22
2411 GODFREY 11	53	0	8
2412 GODFREY 12	102	0	9
2413 GODFREY 13	173	0	24
2414 GODFREY 14	167	0	58

	VOTES	PERCENT	VOTES	PERCENT
REP. GENERAL ASSEMBLY 109TH REPRESENTATIVE DISTRICT				
Vote for not more than 1				
01 = CHARLES MEIER	6,207	100.00		
02 = OVER VOTES	0		952	
			03 = UNDER VOTES	

	01	02	03
0101 HELVETIA 01	127	0	15
0102 HELVETIA 02	164	0	23
0103 HELVETIA 03	138	0	20
0104 HELVETIA 04	167	0	20
0105 HELVETIA 05	233	0	13
0106 HELVETIA 06	210	0	24
0201 SALINE 01	162	0	13
0202 SALINE 02	188	0	26
0203 SALINE 03	156	0	18
0204 SALINE 04	193	0	14
0205 SALINE 05	213	0	40
0301 LEEF 01	99	0	9
0401 NEW DOUGLAS 01	66	0	15
0501 ST. JACOB 01	183	0	37
0502 ST. JACOB 02	177	0	25
0601 MARINE 01	131	0	15
0602 MARINE 02	139	0	19
0701 ALHAMBRA 01	254	0	32
0801 OLIVE 01	125	0	35
0802 OLIVE 02	50	0	11
0901 JARVIS 01	110	0	19
0902 JARVIS 02	104	0	5
0903 JARVIS 03	124	0	22
0904 JARVIS 04	145	0	17
0905 JARVIS 05	99	0	21
0906 JARVIS 06	109	0	11
0907 JARVIS 07	91	0	15
0908 JARVIS 08	114	0	15
0909 JARVIS 09	145	0	28
0910 JARVIS 10	182	0	25
0911 JARVIS 11	128	0	6
0912 JARVIS 12	69	0	16
1001 PIN OAK 01	164	0	22
1002 PIN OAK 02	136	0	37
1003 PIN OAK 03	199	0	35
1101 HAMEL 01	160	0	23
1102 HAMEL 02	180	0	43
1201 OMPHGENT 01	208	0	39
1202 OMPHGENT 02	114	0	18
1309 COLLINSVILLE 09	66	0	18
1312 COLLINSVILLE 12	88	0	22
1318 COLLINSVILLE 18	138	0	34
1320 COLLINSVILLE 20	32	0	8
1501 FORT RUSSELL 01	127	0	29

REP. GENERAL ASSEMBLY 111TH REPRESENTATIVE DISTRICT

Vote for not more than 1

01 = AMY ELIK 7,241 100.00
 02 = OVER VOTES 0

03 = UNDER VOTES

1,108

 01 02 03

1310 COLLINSVILLE 10	135	0	30
1317 COLLINSVILLE 17	26	0	10
1321 COLLINSVILLE 21	108	0	16
1323 COLLINSVILLE 23	62	0	7
1407 EDWARDSVILLE 07	103	0	21
1410 EDWARDSVILLE 10	129	0	37
1411 EDWARDSVILLE 11	77	0	16
1412 EDWARDSVILLE 12	13	0	4
1418 EDWARDSVILLE 18	144	0	29
1420 EDWARDSVILLE 20	81	0	15
1422 EDWARDSVILLE 22	73	0	18
1425 EDWARDSVILLE 25	0	0	0
1501 FORT RUSSELL 01	41	0	6
1502 FORT RUSSELL 02	106	0	8
1504 FORT RUSSELL 04	4	0	0
1506 FORT RUSSELL 06	73	0	6
1701 NAMEOKI 01	116	0	22
1703 NAMEOKI 03	128	0	28
1705 NAMEOKI 05	69	0	9
1706 NAMEOKI 06	129	0	24
1707 NAMEOKI 07	0	0	0
1708 NAMEOKI 08	74	0	8
1801 CHOUREAU 01	123	0	7
1802 CHOUREAU 02	91	0	17
1803 CHOUREAU 03	42	0	12
1804 CHOUREAU 04	107	0	20
1805 CHOUREAU 05	73	0	16
1806 CHOUREAU 06	116	0	16
1901 WOOD RIVER 01	83	0	7
1902 WOOD RIVER 02	85	0	7
1903 WOOD RIVER 03	105	0	15
1904 WOOD RIVER 04	88	0	7
1905 WOOD RIVER 05	94	0	7
1906 WOOD RIVER 06	100	0	8
1907 WOOD RIVER 07	96	0	13
1908 WOOD RIVER 08	86	0	8
1909 WOOD RIVER 09	57	0	3
1910 WOOD RIVER 10	135	0	25
1911 WOOD RIVER 11	61	0	9
1912 WOOD RIVER 12	121	0	11
1913 WOOD RIVER 13	141	0	19
1914 WOOD RIVER 14	128	0	21
1915 WOOD RIVER 15	37	0	5
1916 WOOD RIVER 16	126	0	12
1917 WOOD RIVER 17	45	0	5
1918 WOOD RIVER 18	53	0	7
1919 WOOD RIVER 19	115	0	12
1920 WOOD RIVER 20	88	0	11
1921 WOOD RIVER 21	86	0	11
2002 FOSTER 02	1	0	0
2102 VENICE 02	20	0	4
2201 GRANITE CITY 01	17	0	0
2202 GRANITE CITY 02	104	0	29
2203 GRANITE CITY 03	148	0	43

	VOTES	PERCENT		VOTES	PERCENT
REP. GENERAL ASSEMBLY 111TH REPRESENTATIVE DISTRICT					
Vote for not more than 1					
01 = AMY ELIK	7,241	100.00			
02 = OVER VOTES	0		03 = UNDER VOTES	1,108	

(CONTINUED FROM PREVIOUS PAGE)

	01	02	03
2204 GRANITE CITY 04	149	0	22
2205 GRANITE CITY 05	116	0	27
2206 GRANITE CITY 06	120	0	33
2208 GRANITE CITY 08	63	0	8
2209 GRANITE CITY 09	136	0	33
2210 GRANITE CITY 10	81	0	10
2212 GRANITE CITY 12	106	0	19
2214 GRANITE CITY 14	74	0	7
2215 GRANITE CITY 15	9	0	1
2216 GRANITE CITY 16	138	0	15
2217 GRANITE CITY 17	144	0	44
2301 ALTON 01	61	0	8
2302 ALTON 02	28	0	5
2303 ALTON 03	96	0	8
2304 ALTON 04	40	0	7
2305 ALTON 05	109	0	10
2306 ALTON 06	66	0	9
2307 ALTON 07	40	0	6
2308 ALTON 08	40	0	4
2309 ALTON 09	68	0	13
2310 ALTON 10	101	0	13
2311 ALTON 11	45	0	11
2312 ALTON 12	85	0	7
2313 ALTON 13	33	0	2
2314 ALTON 14	124	0	11
2315 ALTON 15	75	0	4
2316 ALTON 16	49	0	6
2317 ALTON 17	35	0	5
2401 GODFREY 01	103	0	10
2402 GODFREY 02	49	0	3
2403 GODFREY 03	120	0	17
2405 GODFREY 05	152	0	15
2406 GODFREY 06	123	0	14

	VOTES	PERCENT		VOTES	PERCENT
REP. GENERAL ASSEMBLY 112TH REPRESENTATIVE DISTRICT					
Vote for not more than 1					
01 = JENNIFER M. KORTE	3,305	67.77	03 = OVER VOTES		0
02 = JOE HACKLER	1,572	32.23	04 = UNDER VOTES		231

	01	02	03	04
1301 COLLINSVILLE 01	71	25	0	6
1302 COLLINSVILLE 02	70	43	0	3
1303 COLLINSVILLE 03	89	35	0	6
1304 COLLINSVILLE 04	48	19	0	5
1305 COLLINSVILLE 05	64	39	0	4
1306 COLLINSVILLE 06	53	6	0	5
1307 COLLINSVILLE 07	117	36	0	4
1308 COLLINSVILLE 08	101	33	0	2
1309 COLLINSVILLE 09	53	26	0	7
1311 COLLINSVILLE 11	134	70	0	6
1312 COLLINSVILLE 12	44	13	0	0
1313 COLLINSVILLE 13	47	17	0	3
1314 COLLINSVILLE 14	88	37	0	1
1315 COLLINSVILLE 15	84	41	0	14
1316 COLLINSVILLE 16	79	16	0	2
1317 COLLINSVILLE 17	97	34	0	5
1319 COLLINSVILLE 19	73	25	0	4
1320 COLLINSVILLE 20	103	25	0	2
1321 COLLINSVILLE 21	36	18	0	2
1322 COLLINSVILLE 22	56	31	0	2
1323 COLLINSVILLE 23	58	19	0	2
1324 COLLINSVILLE 24	75	30	0	5
1325 COLLINSVILLE 25	87	39	0	4
1401 EDWARDSVILLE 01	110	47	0	5
1402 EDWARDSVILLE 02	50	30	0	8
1403 EDWARDSVILLE 03	69	24	0	10
1404 EDWARDSVILLE 04	61	26	0	3
1405 EDWARDSVILLE 05	34	28	0	0
1406 EDWARDSVILLE 06	83	54	0	6
1407 EDWARDSVILLE 07	2	0	0	0
1408 EDWARDSVILLE 08	77	43	0	6
1409 EDWARDSVILLE 09	34	12	0	4
1411 EDWARDSVILLE 11	10	7	0	1
1412 EDWARDSVILLE 12	7	7	0	1
1413 EDWARDSVILLE 13	89	45	0	9
1414 EDWARDSVILLE 14	58	32	0	2
1415 EDWARDSVILLE 15	54	19	0	5
1416 EDWARDSVILLE 16	91	34	0	6
1417 EDWARDSVILLE 17	103	65	0	7
1419 EDWARDSVILLE 19	104	30	0	9
1420 EDWARDSVILLE 20	32	18	0	1
1421 EDWARDSVILLE 21	76	55	0	11
1423 EDWARDSVILLE 23	43	21	0	6
1424 EDWARDSVILLE 24	50	26	0	4
1425 EDWARDSVILLE 25	49	30	0	4
1426 EDWARDSVILLE 26	61	24	0	1
1702 NAMEOKI 02	11	7	0	3
1704 NAMEOKI 04	20	9	0	3
1707 NAMEOKI 07	55	40	0	10
2102 VENICE 02	1	3	0	0
2201 GRANITE CITY 01	25	13	0	2
2207 GRANITE CITY 07	33	36	0	3
2211 GRANITE CITY 11	25	36	0	3
2213 GRANITE CITY 13	21	24	0	1

	VOTES	PERCENT		VOTES	PERCENT
REP. GENERAL ASSEMBLY 112TH REPRESENTATIVE DISTRICT					
Vote for not more than 1					
01 = JENNIFER M. KORTE	3,305	67.77	03 = OVER VOTES	0	
02 = JOE HACKLER	1,572	32.23	04 = UNDER VOTES	231	
(CONTINUED FROM PREVIOUS PAGE)	01	02	03	04	
2215 GRANITE CITY 15	40	50	0	3	

NUMBERED KEY CANVASS

2022 General Primary Election
Madison County, Illinois
June 28, 2022
REPUBLICAN

Official Results

	VOTES	PERCENT		VOTES	PERCENT
REP. GENERAL ASSEMBLY 113TH REPRESENTATIVE DISTRICT					
Vote for not more than 1					
01 = ASHLEY HUNSAKER	38	100.00			
02 = OVER VOTES	0		03 = UNDER VOTES	7	
	01	02	03		
2101 VENICE 01	7	0	0		
2102 VENICE 02	0	0	0		
2103 VENICE 03	8	0	4		
2104 VENICE 04	23	0	3		
