



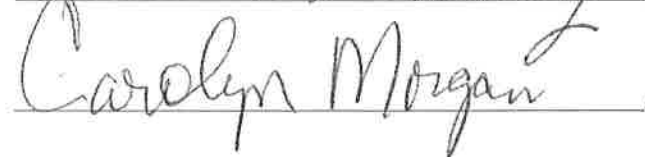
CANVASS CERTIFICATION

We, the undersigned Canvassing Board of the County of Madison, State of Illinois do hereby certify that the attached Election results are a true and correct tabulation of the votes cast in the various precincts at the General Primary Election held on June 28, 2022 for the Candidates and Referenda herein set forth.

Dated: July 18, 2022

 Madison County Clerk

, Republican Canvass Board Member

, Democratic Canvass Board Member

	VOTES	PERCENT		VOTES	PERCENT
COUNTY BOARD MEMBER DISTRICT 24					
Vote for not more than 1					
01 = NO CANDIDATE FILED	0				
02 = OVER VOTES	0		03 = UNDER VOTES	532	
	01	02	03		
1001 PIN OAK 01	0	0	54		
1406 EDWARDSVILLE 06	0	0	96		
1417 EDWARDSVILLE 17	0	0	103		
1419 EDWARDSVILLE 19	0	0	63		
1420 EDWARDSVILLE 20	0	0	88		
1421 EDWARDSVILLE 21	0	0	78		
1424 EDWARDSVILLE 24	0	0	50		

NUMBERED KEY CANVASS

2022 General Primary Election
Madison County, Illinois
June 28, 2022
DEMOCRATIC

Official Results

	VOTES			PERCENT		VOTES		PERCENT
COUNTY BOARD MEMBER DISTRICT 25								
Vote for not more than 1								
01 = NO CANDIDATE FILED				0				
02 = OVER VOTES				0	03 = UNDER VOTES		581	

	01	02	03					

1307 COLLINSVILLE 07	0	0	77					
1309 COLLINSVILLE 09	0	0	70					
1310 COLLINSVILLE 10	0	0	102					
1317 COLLINSVILLE 17	0	0	99					
1320 COLLINSVILLE 20	0	0	78					
1321 COLLINSVILLE 21	0	0	72					
1323 COLLINSVILLE 23	0	0	83					

NUMBERED KEY CANVASS

2022 General Primary Election
 Madison County, Illinois
 June 28, 2022
 DEMOCRATIC

Official Results

COUNTY BOARD MEMBER DISTRICT 26

Vote for not more than 1

01 = COLLIN VanMETER

02 = OVER VOTES

VOTES PERCENT

VOTES PERCENT

565 100.00

0

03 = UNDER VOTES

59

 01 02 03

1407 EDWARDSVILLE 07

91 0 7

1410 EDWARDSVILLE 10

93 0 10

1411 EDWARDSVILLE 11

87 0 11

1418 EDWARDSVILLE 18

75 0 4

1422 EDWARDSVILLE 22

59 0 5

1423 EDWARDSVILLE 23

94 0 14

1425 EDWARDSVILLE 25

66 0 8

	VOTES	PERCENT		VOTES	PERCENT
JUDGE OF THE APPELLATE COURT 5TH JUDICIAL DISTRICT					
Vote for not more than 1					
01 = BRIAN ROBERTS	10,800	100.00			
02 = OVER VOTES	0		03 = UNDER VOTES	1,872	

 01 02 03

0101 HELVETIA 01	21	0	7
0102 HELVETIA 02	50	0	5
0103 HELVETIA 03	46	0	6
0104 HELVETIA 04	32	0	6
0105 HELVETIA 05	41	0	8
0106 HELVETIA 06	46	0	6
0201 SALINE 01	32	0	9
0202 SALINE 02	39	0	5
0203 SALINE 03	36	0	5
0204 SALINE 04	29	0	2
0205 SALINE 05	47	0	7
0301 LEEF 01	9	0	4
0401 NEW DOUGLAS 01	16	0	1
0501 ST. JACOB 01	59	0	4
0502 ST. JACOB 02	32	0	6
0601 MARINE 01	34	0	8
0602 MARINE 02	20	0	2
0701 ALHAMBRA 01	72	0	14
0801 OLIVE 01	48	0	9
0802 OLIVE 02	23	0	2
0901 JARVIS 01	46	0	4
0902 JARVIS 02	33	0	1
0903 JARVIS 03	31	0	4
0904 JARVIS 04	40	0	4
0905 JARVIS 05	37	0	2
0906 JARVIS 06	27	0	0
0907 JARVIS 07	24	0	4
0908 JARVIS 08	28	0	1
0909 JARVIS 09	50	0	7
0910 JARVIS 10	29	0	5
0911 JARVIS 11	32	0	2
0912 JARVIS 12	33	0	3
1001 PIN OAK 01	49	0	5
1002 PIN OAK 02	66	0	12
1003 PIN OAK 03	57	0	3
1101 HAMEL 01	31	0	4
1102 HAMEL 02	65	0	7
1201 OMPHGENT 01	41	0	6
1202 OMPHGENT 02	36	0	2
1301 COLLINSVILLE 01	50	0	4
1302 COLLINSVILLE 02	67	0	9
1303 COLLINSVILLE 03	44	0	6
1304 COLLINSVILLE 04	72	0	3
1305 COLLINSVILLE 05	47	0	5
1306 COLLINSVILLE 06	58	0	6
1307 COLLINSVILLE 07	71	0	6
1308 COLLINSVILLE 08	60	0	2
1309 COLLINSVILLE 09	64	0	6
1310 COLLINSVILLE 10	87	0	15
1311 COLLINSVILLE 11	83	0	9
1312 COLLINSVILLE 12	57	0	5
1313 COLLINSVILLE 13	59	0	9
1314 COLLINSVILLE 14	52	0	2
1315 COLLINSVILLE 15	47	0	10

	VOTES	PERCENT		VOTES	PERCENT
JUDGE OF THE APPELLATE COURT 5TH JUDICIAL DISTRICT					
Vote for not more than 1					
01 = BRIAN ROBERTS	10,800	100.00			
02 = OVER VOTES	0		03 = UNDER VOTES	1,872	

(CONTINUED FROM PREVIOUS PAGE)

	01	02	03
1316 COLLINSVILLE 16	34	0	1
1317 COLLINSVILLE 17	83	0	16
1318 COLLINSVILLE 18	67	0	8
1319 COLLINSVILLE 19	31	0	4
1320 COLLINSVILLE 20	67	0	11
1321 COLLINSVILLE 21	70	0	2
1322 COLLINSVILLE 22	76	0	6
1323 COLLINSVILLE 23	77	0	6
1324 COLLINSVILLE 24	69	0	7
1325 COLLINSVILLE 25	52	0	11
1401 EDWARDSVILLE 01	137	0	18
1402 EDWARDSVILLE 02	117	0	19
1403 EDWARDSVILLE 03	106	0	16
1404 EDWARDSVILLE 04	97	0	13
1405 EDWARDSVILLE 05	99	0	15
1406 EDWARDSVILLE 06	82	0	14
1407 EDWARDSVILLE 07	89	0	9
1408 EDWARDSVILLE 08	118	0	18
1409 EDWARDSVILLE 09	80	0	14
1410 EDWARDSVILLE 10	91	0	12
1411 EDWARDSVILLE 11	87	0	11
1412 EDWARDSVILLE 12	18	0	1
1413 EDWARDSVILLE 13	71	0	7
1414 EDWARDSVILLE 14	131	0	14
1415 EDWARDSVILLE 15	99	0	15
1416 EDWARDSVILLE 16	116	0	12
1417 EDWARDSVILLE 17	86	0	17
1418 EDWARDSVILLE 18	74	0	5
1419 EDWARDSVILLE 19	51	0	12
1420 EDWARDSVILLE 20	80	0	8
1421 EDWARDSVILLE 21	69	0	9
1422 EDWARDSVILLE 22	60	0	4
1423 EDWARDSVILLE 23	94	0	14
1424 EDWARDSVILLE 24	41	0	9
1425 EDWARDSVILLE 25	66	0	8
1426 EDWARDSVILLE 26	48	0	3
1501 FORT RUSSELL 01	70	0	17
1502 FORT RUSSELL 02	31	0	5
1503 FORT RUSSELL 03	46	0	7
1504 FORT RUSSELL 04	60	0	6
1505 FORT RUSSELL 05	13	0	1
1506 FORT RUSSELL 06	43	0	2
1507 FORT RUSSELL 07	44	0	11
1601 MORO 01	41	0	4
1602 MORO 02	36	0	8
1603 MORO 03	64	0	7
1701 NAMEOKI 01	40	0	4
1702 NAMEOKI 02	53	0	19
1703 NAMEOKI 03	55	0	10
1704 NAMEOKI 04	15	0	1
1705 NAMEOKI 05	34	0	4
1706 NAMEOKI 06	30	0	12
1707 NAMEOKI 07	56	0	10
1708 NAMEOKI 08	22	0	7

	VOTES	PERCENT		VOTES	PERCENT
JUDGE OF THE APPELLATE COURT 5TH JUDICIAL DISTRICT					
Vote for not more than 1					
01 = BRIAN ROBERTS	10,800	100.00			
02 = OVER VOTES	0		03 = UNDER VOTES	1,872	

(CONTINUED FROM PREVIOUS PAGE)

	01	02	03
1801 CHOUTEAU 01	40	0	4
1802 CHOUTEAU 02	34	0	4
1803 CHOUTEAU 03	21	0	6
1804 CHOUTEAU 04	21	0	9
1805 CHOUTEAU 05	31	0	6
1806 CHOUTEAU 06	37	0	10
1901 WOOD RIVER 01	37	0	5
1902 WOOD RIVER 02	49	0	1
1903 WOOD RIVER 03	48	0	8
1904 WOOD RIVER 04	57	0	10
1905 WOOD RIVER 05	35	0	8
1906 WOOD RIVER 06	59	0	3
1907 WOOD RIVER 07	52	0	10
1908 WOOD RIVER 08	52	0	12
1909 WOOD RIVER 09	29	0	6
1910 WOOD RIVER 10	87	0	20
1911 WOOD RIVER 11	35	0	9
1912 WOOD RIVER 12	39	0	10
1913 WOOD RIVER 13	49	0	20
1914 WOOD RIVER 14	61	0	9
1915 WOOD RIVER 15	19	0	2
1916 WOOD RIVER 16	39	0	5
1917 WOOD RIVER 17	22	0	2
1918 WOOD RIVER 18	34	0	3
1919 WOOD RIVER 19	62	0	8
1920 WOOD RIVER 20	38	0	4
1921 WOOD RIVER 21	55	0	11
2001 FOSTER 01	56	0	11
2002 FOSTER 02	51	0	4
2003 FOSTER 03	33	0	6
2004 FOSTER 04	28	0	4
2101 VENICE 01	232	0	129
2102 VENICE 02	23	0	11
2103 VENICE 03	175	0	99
2104 VENICE 04	129	0	64
2201 GRANITE CITY 01	37	0	14
2202 GRANITE CITY 02	88	0	18
2203 GRANITE CITY 03	84	0	24
2204 GRANITE CITY 04	88	0	19
2205 GRANITE CITY 05	72	0	11
2206 GRANITE CITY 06	67	0	19
2207 GRANITE CITY 07	54	0	11
2208 GRANITE CITY 08	30	0	4
2209 GRANITE CITY 09	69	0	16
2210 GRANITE CITY 10	63	0	10
2211 GRANITE CITY 11	46	0	14
2212 GRANITE CITY 12	61	0	5
2213 GRANITE CITY 13	46	0	10
2214 GRANITE CITY 14	67	0	10
2215 GRANITE CITY 15	56	0	10
2216 GRANITE CITY 16	57	0	5
2217 GRANITE CITY 17	87	0	19
2301 ALTON 01	74	0	23
2302 ALTON 02	25	0	3

	VOTES	PERCENT		VOTES	PERCENT
JUDGE OF THE APPELLATE COURT 5TH JUDICIAL DISTRICT					
Vote for not more than 1					
01 = BRIAN ROBERTS	10,800	100.00			
02 = OVER VOTES	0		03 = UNDER VOTES	1.872	

(CONTINUED FROM PREVIOUS PAGE)

	01	02	03
2303 ALTON 03	87	0	15
2304 ALTON 04	44	0	17
2305 ALTON 05	65	0	11
2306 ALTON 06	59	0	10
2307 ALTON 07	73	0	18
2308 ALTON 08	50	0	4
2309 ALTON 09	77	0	15
2310 ALTON 10	52	0	12
2311 ALTON 11	101	0	13
2312 ALTON 12	96	0	21
2313 ALTON 13	92	0	20
2314 ALTON 14	56	0	7
2315 ALTON 15	79	0	14
2316 ALTON 16	57	0	6
2317 ALTON 17	91	0	17
2401 GODFREY 01	55	0	8
2402 GODFREY 02	22	0	4
2403 GODFREY 03	59	0	5
2404 GODFREY 04	55	0	8
2405 GODFREY 05	55	0	7
2406 GODFREY 06	51	0	18
2407 GODFREY 07	49	0	13
2408 GODFREY 08	57	0	8
2409 GODFREY 09	59	0	5
2410 GODFREY 10	54	0	6
2411 GODFREY 11	10	0	3
2412 GODFREY 12	47	0	4
2413 GODFREY 13	47	0	9
2414 GODFREY 14	70	0	3

JUDGE 3RD JUDICIAL CIRCUIT 1ST SUBCIRCUIT

VOTES PERCENT

VOTES PERCENT

Vote for not more than 1
 01 = NO CANDIDATE FILED
 02 = WRITE-IN

0
 1,651 100.00
 03 = OVER VOTES
 04 = UNDER VOTES

0
 3,298

 01 02 03 04

1401 EDWARDSVILLE 01	0	0	0	2
1402 EDWARDSVILLE 02	0	42	0	28
1403 EDWARDSVILLE 03	0	10	0	20
1501 FORT RUSSELL 01	0	42	0	45
1506 FORT RUSSELL 06	0	2	0	5
1701 NAMEOKI 01	0	0	0	5
1702 NAMEOKI 02	0	23	0	32
1703 NAMEOKI 03	0	9	0	56
1705 NAMEOKI 05	0	7	0	31
1801 CHOUTEAU 01	0	11	0	33
1803 CHOUTEAU 03	0	6	0	21
1804 CHOUTEAU 04	0	11	0	19
1806 CHOUTEAU 06	0	11	0	36
1901 WOOD RIVER 01	0	13	0	29
1902 WOOD RIVER 02	0	15	0	35
1903 WOOD RIVER 03	0	22	0	34
1904 WOOD RIVER 04	0	16	0	51
1905 WOOD RIVER 05	0	20	0	23
1906 WOOD RIVER 06	0	18	0	44
1907 WOOD RIVER 07	0	24	0	38
1908 WOOD RIVER 08	0	12	0	52
1909 WOOD RIVER 09	0	8	0	27
1910 WOOD RIVER 10	0	36	0	71
1911 WOOD RIVER 11	0	17	0	27
1912 WOOD RIVER 12	0	13	0	36
1913 WOOD RIVER 13	0	26	0	43
1917 WOOD RIVER 17	0	0	0	2
1919 WOOD RIVER 19	0	21	0	40
1921 WOOD RIVER 21	0	17	0	49
2002 FOSTER 02	0	0	0	0
2101 VENICE 01	0	120	0	241
2102 VENICE 02	0	14	0	20
2103 VENICE 03	0	102	0	172
2104 VENICE 04	0	79	0	114
2201 GRANITE CITY 01	0	18	0	31
2202 GRANITE CITY 02	0	34	0	72
2203 GRANITE CITY 03	0	24	0	84
2204 GRANITE CITY 04	0	16	0	41
2205 GRANITE CITY 05	0	20	0	63
2206 GRANITE CITY 06	0	9	0	77
2207 GRANITE CITY 07	0	14	0	51
2208 GRANITE CITY 08	0	6	0	28
2209 GRANITE CITY 09	0	16	0	69
2210 GRANITE CITY 10	0	13	0	51
2211 GRANITE CITY 11	0	14	0	46
2213 GRANITE CITY 13	0	12	0	31
2214 GRANITE CITY 14	0	19	0	58
2215 GRANITE CITY 15	0	26	0	40
2216 GRANITE CITY 16	0	8	0	54
2217 GRANITE CITY 17	0	22	0	84
2301 ALTON 01	0	41	0	56
2302 ALTON 02	0	10	0	18
2303 ALTON 03	0	25	0	77
2304 ALTON 04	0	26	0	35

	VOTES		PERCENT		VOTES	PERCENT
JUDGE 3RD JUDICIAL CIRCUIT 1ST SUBCIRCUIT						
Vote for not more than 1						
01 = NO CANDIDATE FILED			0		0	
02 = WRITE-IN			1,651	100.00	3,298	
						03 = OVER VOTES
						04 = UNDER VOTES
(CONTINUED FROM PREVIOUS PAGE)	01	02	03	04		
2305 ALTON 05	0	27	0	49		
2306 ALTON 06	0	24	0	45		
2307 ALTON 07	0	34	0	57		
2308 ALTON 08	0	14	0	40		
2309 ALTON 09	0	25	0	67		
2310 ALTON 10	0	31	0	33		
2311 ALTON 11	0	47	0	67		
2312 ALTON 12	0	68	0	49		
2313 ALTON 13	0	53	0	59		
2314 ALTON 14	0	28	0	35		
2315 ALTON 15	0	41	0	52		
2316 ALTON 16	0	23	0	40		
2317 ALTON 17	0	55	0	53		
2402 GODFREY 02	0	6	0	19		
2403 GODFREY 03	0	15	0	37		
2406 GODFREY 06	0	20	0	49		

JUDGE 3RD JUDICIAL CIRCUIT 1ST SUBCIRCUIT

VOTES PERCENT

VOTES PERCENT

Vote for not more than 1

01 = A. RYAN JUMPER

4,024 100.00

02 = OVER VOTES

0

03 = UNDER VOTES

925

 01 02 03

1401 EDWARDSVILLE 01	2	0	0
1402 EDWARDSVILLE 02	65	0	5
1403 EDWARDSVILLE 03	28	0	2
1501 FORT RUSSELL 01	76	0	11
1506 FORT RUSSELL 06	7	0	0
1701 NAMEOKI 01	5	0	0
1702 NAMEOKI 02	50	0	5
1703 NAMEOKI 03	53	0	12
1705 NAMEOKI 05	34	0	4
1801 CHOUTEAU 01	42	0	2
1803 CHOUTEAU 03	20	0	7
1804 CHOUTEAU 04	25	0	5
1806 CHOUTEAU 06	35	0	12
1901 WOOD RIVER 01	35	0	7
1902 WOOD RIVER 02	47	0	3
1903 WOOD RIVER 03	46	0	10
1904 WOOD RIVER 04	55	0	12
1905 WOOD RIVER 05	35	0	8
1906 WOOD RIVER 06	57	0	5
1907 WOOD RIVER 07	55	0	7
1908 WOOD RIVER 08	53	0	11
1909 WOOD RIVER 09	32	0	3
1910 WOOD RIVER 10	88	0	19
1911 WOOD RIVER 11	36	0	8
1912 WOOD RIVER 12	39	0	10
1913 WOOD RIVER 13	50	0	19
1917 WOOD RIVER 17	1	0	1
1919 WOOD RIVER 19	48	0	13
1921 WOOD RIVER 21	51	0	15
2002 FOSTER 02	0	0	0
2101 VENICE 01	275	0	86
2102 VENICE 02	27	0	7
2103 VENICE 03	210	0	64
2104 VENICE 04	143	0	50
2201 GRANITE CITY 01	41	0	8
2202 GRANITE CITY 02	83	0	23
2203 GRANITE CITY 03	83	0	25
2204 GRANITE CITY 04	44	0	13
2205 GRANITE CITY 05	67	0	16
2206 GRANITE CITY 06	67	0	19
2207 GRANITE CITY 07	51	0	14
2208 GRANITE CITY 08	27	0	7
2209 GRANITE CITY 09	69	0	16
2210 GRANITE CITY 10	54	0	10
2211 GRANITE CITY 11	47	0	13
2213 GRANITE CITY 13	33	0	10
2214 GRANITE CITY 14	65	0	12
2215 GRANITE CITY 15	56	0	10
2216 GRANITE CITY 16	53	0	9
2217 GRANITE CITY 17	84	0	22
2301 ALTON 01	75	0	22
2302 ALTON 02	27	0	1
2303 ALTON 03	86	0	16
2304 ALTON 04	46	0	15

NUMBERED KEY CANVASS

2022 General Primary Election
Madison County, Illinois
June 28, 2022
DEMOCRATIC

Official Results

				VOTES	PERCENT			VOTES	PERCENT
JUDGE 3RD JUDICIAL CIRCUIT 1ST SUBCIRCUIT									
Vote for not more than 1									
01 = A. RYAN JUMPER				4,024	100.00				
02 = OVER VOTES				0		03 = UNDER VOTES	925		
(CONTINUED FROM PREVIOUS PAGE)									
	01	02	03						
2305 ALTON 05	67	0	9						
2306 ALTON 06	58	0	11						
2307 ALTON 07	69	0	22						
2308 ALTON 08	46	0	8						
2309 ALTON 09	80	0	12						
2310 ALTON 10	50	0	14						
2311 ALTON 11	92	0	22						
2312 ALTON 12	99	0	18						
2313 ALTON 13	88	0	24						
2314 ALTON 14	53	0	10						
2315 ALTON 15	80	0	13						
2316 ALTON 16	51	0	12						
2317 ALTON 17	87	0	21						
2402 GODFREY 02	22	0	3						
2403 GODFREY 03	47	0	5						
2406 GODFREY 06	52	0	17						

	VOTES	PERCENT		VOTES	PERCENT
JUDGE 3RD JUDICIAL CIRCUIT 1ST SUBCIRCUIT					
Vote for not more than 1					
01 = NO CANDIDATE FILED	0		03 = OVER VOTES	0	
02 = WRITE-IN	1,573	100.00	04 = UNDER VOTES	3,376	

	01	02	03	04
1401 EDWARDSVILLE 01	0	0	0	2
1402 EDWARDSVILLE 02	0	40	0	30
1403 EDWARDSVILLE 03	0	11	0	19
1501 FORT RUSSELL 01	0	40	0	47
1506 FORT RUSSELL 06	0	1	0	6
1701 NAMEOKI 01	0	0	0	5
1702 NAMEOKI 02	0	19	0	36
1703 NAMEOKI 03	0	8	0	57
1705 NAMEOKI 05	0	7	0	31
1801 CHOUTEAU 01	0	12	0	32
1803 CHOUTEAU 03	0	6	0	21
1804 CHOUTEAU 04	0	11	0	19
1806 CHOUTEAU 06	0	11	0	36
1901 WOOD RIVER 01	0	10	0	32
1902 WOOD RIVER 02	0	13	0	37
1903 WOOD RIVER 03	0	19	0	37
1904 WOOD RIVER 04	0	16	0	51
1905 WOOD RIVER 05	0	18	0	25
1906 WOOD RIVER 06	0	16	0	46
1907 WOOD RIVER 07	0	19	0	43
1908 WOOD RIVER 08	0	12	0	52
1909 WOOD RIVER 09	0	6	0	29
1910 WOOD RIVER 10	0	32	0	75
1911 WOOD RIVER 11	0	15	0	29
1912 WOOD RIVER 12	0	12	0	37
1913 WOOD RIVER 13	0	27	0	42
1917 WOOD RIVER 17	0	0	0	2
1919 WOOD RIVER 19	0	20	0	41
1921 WOOD RIVER 21	0	16	0	50
2002 FOSTER 02	0	0	0	0
2101 VENICE 01	0	122	0	239
2102 VENICE 02	0	9	0	25
2103 VENICE 03	0	96	0	178
2104 VENICE 04	0	73	0	120
2201 GRANITE CITY 01	0	16	0	33
2202 GRANITE CITY 02	0	35	0	71
2203 GRANITE CITY 03	0	21	0	87
2204 GRANITE CITY 04	0	15	0	42
2205 GRANITE CITY 05	0	17	0	66
2206 GRANITE CITY 06	0	9	0	77
2207 GRANITE CITY 07	0	15	0	50
2208 GRANITE CITY 08	0	6	0	28
2209 GRANITE CITY 09	0	15	0	70
2210 GRANITE CITY 10	0	13	0	51
2211 GRANITE CITY 11	0	14	0	46
2213 GRANITE CITY 13	0	11	0	32
2214 GRANITE CITY 14	0	18	0	59
2215 GRANITE CITY 15	0	24	0	42
2216 GRANITE CITY 16	0	10	0	52
2217 GRANITE CITY 17	0	20	0	86
2301 ALTON 01	0	36	0	61
2302 ALTON 02	0	8	0	20
2303 ALTON 03	0	27	0	75
2304 ALTON 04	0	24	0	37

NUMBERED KEY CANVASS

2022 General Primary Election
Madison County, Illinois
June 28, 2022
DEMOCRATIC

Official Results

	VOTES		PERCENT		VOTES		PERCENT	
JUDGE 3RD JUDICIAL CIRCUIT 1ST SUBCIRCUIT								
Vote for not more than 1								
01 = NO CANDIDATE FILED			0		03 = OVER VOTES		0	
02 = WRITE-IN			1,573	100.00	04 = UNDER VOTES		3,376	
(CONTINUED FROM PREVIOUS PAGE)	01	02	03	04				
2305 ALTON 05	0	29	0	47				
2306 ALTON 06	0	20	0	49				
2307 ALTON 07	0	36	0	55				
2308 ALTON 08	0	14	0	40				
2309 ALTON 09	0	22	0	70				
2310 ALTON 10	0	26	0	38				
2311 ALTON 11	0	50	0	64				
2312 ALTON 12	0	64	0	53				
2313 ALTON 13	0	51	0	61				
2314 ALTON 14	0	27	0	36				
2315 ALTON 15	0	42	0	51				
2316 ALTON 16	0	27	0	36				
2317 ALTON 17	0	55	0	53				
2402 GODFREY 02	0	5	0	20				
2403 GODFREY 03	0	17	0	35				
2406 GODFREY 06	0	17	0	52				

CANVASS

GENERAL PRIMARY ELECTION
MADISON COUNTY, ILLINOIS
JUNE 28, 2022

OFFICIAL

PROPOSITION TO ISSUE \$40,000,000 SCHOOL BUILDING BONDS

TOTAL	BALLOTS CAST	1087		
			YES	1760
			NO	1549

BOND COUNTY	TOTAL	42		
			YES	79
			NO	63

MONTGOMERY COUNTY	TOTAL	0		
			YES	0
			NO	0

MADISON COUNTY	TOTAL	1045		
			YES	1681
			NO	1486

SEE FOLLOWING SHEETS FOR PRECINCT RESULTS

Statement of Votes Cast
 GENERAL PRIMARY ELECTION
 TUESDAY, JUNE 28, 2022
 BOND COUNTY, ILLINOIS
 June 28, 2022 General Primary
 FINAL RESULTS

Date: 7/13/2022
 Time: 9:01:32 AM CDT
 Page 82/84

HIGHLAND CUUSD NO. 5 PROPOSITION TO
 ISSUE \$40,000,000 SCHOOL BUILDING
 BONDS

	Reg. Voters	Total Votes	YES		NO	
Jurisdiction Wide						
BURGESS 1						
Polling	16	5	1	20.00%	4	80.00%
Early Voting	16	0	0	-	0	-
Late VBM & Provisional	16	0	0	-	0	-
BURGESS 2						
Polling	9	2	1	50.00%	1	50.00%
Early Voting	9	0	0	-	0	-
Late VBM & Provisional	9	0	0	-	0	-
BURGESS 3						
Polling	482	111	63	56.76%	48	43.24%
Early Voting	482	4	2	50.00%	2	50.00%
Late VBM & Provisional	482	2	2	100.00%	0	-
CENTRAL 1						
Polling	-	-	-	-	-	-
Early Voting	-	-	-	-	-	-
Late VBM & Provisional	-	-	-	-	-	-
CENTRAL 2						
Polling	-	-	-	-	-	-
Early Voting	-	-	-	-	-	-
Late VBM & Provisional	-	-	-	-	-	-
CENTRAL 3						
Polling	-	-	-	-	-	-
Early Voting	-	-	-	-	-	-
Late VBM & Provisional	-	-	-	-	-	-
CENTRAL 4						
Polling	-	-	-	-	-	-
Early Voting	-	-	-	-	-	-
Late VBM & Provisional	-	-	-	-	-	-
CENTRAL 6						
Polling	-	-	-	-	-	-
Early Voting	-	-	-	-	-	-
Late VBM & Provisional	-	-	-	-	-	-
CENTRAL 7						
Polling	-	-	-	-	-	-
Early Voting	-	-	-	-	-	-
Late VBM & Provisional	-	-	-	-	-	-

Statement of Votes Cast
 GENERAL PRIMARY ELECTION
 TUESDAY, JUNE 28, 2022
 BOND COUNTY, ILLINOIS
 June 28, 2022 General Primary
 FINAL RESULTS

Date: 7/13/2022
 Time: 9:01:32 AM CDT
 Page 83/84

HIGHLAND CUSD NO. 5 PROPOSITION TO
 ISSUE \$40,000,000 SCHOOL BUILDING
 BONDS

	Reg. Voters	Total Votes	YES	NO	
CENTRAL 1-A					
Polling					
Early Voting					
Late VBM & Provisional					
LAGRANGE					
Polling					
Early Voting					
Late VBM & Provisional					
MILLS					
Polling					
Early Voting					
Late VBM & Provisional					
MULBERRY GROVE 1					
Polling					
Early Voting					
Late VBM & Provisional					
MULBERRY GROVE 2					
Polling					
Early Voting					
Late VBM & Provisional					
OLD RIPLEY					
Polling	47	5	5	100.00%	0
Early Voting	47	0	0	-	0
Late VBM & Provisional	47	0	0	-	0
PLEASANT MOUND 1					
Polling					
Early Voting					
Late VBM & Provisional					
PLEASANT MOUND 2					
Polling					
Early Voting					
Late VBM & Provisional					
SHOAL CREEK 1					
Polling	73	12	5	41.67%	7 58.33%
Early Voting	73	1	0	-	1 100.00%
Late VBM & Provisional	73	0	0	-	0
SHOAL CREEK 2					
Polling					
Early Voting					
Late VBM & Provisional					

Statement of Votes Cast
 GENERAL PRIMARY ELECTION
 TUESDAY, JUNE 28, 2022
 BOND COUNTY, ILLINOIS
 June 28, 2022 General Primary
 FINAL RESULTS

Date: 7/13/2022
 Time: 9:01:32 AM CDT
 Page 84/84

HIGHLAND CUSD NO. 5 PROPOSITION TO
 ISSUE \$40,000,000 SCHOOL BUILDING
 BONDS

	Reg. Voters	Total Votes	YES		NO	
TAMALCO						
Polling						
Early Voting						
Late VBM & Provisional						
Total						
Polling	627	135	75	55.56%	60	44.44%
Early Voting	627	5	2	40.00%	3	60.00%
Late VBM & Provisional	627	2	2	100.00%	0	
Total	627	142	79	55.63%	63	44.37%

Statement of Votes Cast
 GENERAL PRIMARY ELECTION
 TUESDAY, JUNE 28, 2022
 MONTGOMERY COUNTY, ILLINOIS
 June 28, 2022 General Primary Election
 OFFICIAL RESULTS

Date: 7/13/2022
 Time: 10:06:23 AM CDT
 Page 40/41

HIGHLAND CUSD #5 PROPOSITION TO
 ISSUE \$40,000,000 SCHOOL BUILDING
 BONDS

PANHANDLE CUSD NO. 2 REFERENDUM TO
 DEACTIVATE THE LINCOLNWOOD JUNIOR
 HIGH SCHOOL FACILITY IN PANHANDLE

Jurisdiction Wide	Reg. Voters		Total Votes		YES		NO	
	Reg. Voters	Total	YES	NO	Reg. Voters	Total	YES	NO
AUDUBON								
BOIS D'ARC								
BUTLER GROVE								
EAST FORK 1								
EAST FORK 2								
EAST FORK 3								
FILLMORE CONS								
GRISHAM 1								
GRISHAM 2								
HARVEL								
HILLSBORO 1	528	162	121	74.69%	41	25.31%		
HILLSBORO 2	2	1	0		1	100.00%		
HILLSBORO 3								
HILLSBORO 4								
HILLSBORO 5								
HILLSBORO 6	118	41	25	60.98%	16	39.02%		
IRVING								
NOKOMIS 1	3	0	0		0			
NOKOMIS 2								
NOKOMIS 3								
NOKOMIS 4								
NORTH LITCHFIELD 1								
NORTH LITCHFIELD 2								
NORTH LITCHFIELD 3								
NORTH LITCHFIELD 4								
NORTH LITCHFIELD 5								
NORTH LITCHFIELD 6								
PITMAN								
RAYMOND	245	93	64	68.82%	29	31.18%		
ROUNTREE	769	290	225	77.59%	65	22.41%		
SOUTH LITCHFIELD 1	46	14	9	64.29%	5	35.71%		
SOUTH LITCHFIELD 2								
SOUTH LITCHFIELD 3								
SOUTH LITCHFIELD 4								
WALSHVILLE								
WITT 1	1	0	0		0			
WITT 2								
ZANESVILLE								
Total	1932	694	509	73.34%	185	26.66%		

NUMBERED KEY CANVASS

2022 General Primary Election
 Madison County, Illinois
 June 28, 2022

Official Results

CUSD #5 BONDS HIGHLAND C.U.S.D. #5

Vote for not more than 1

01 = YES

02 = NO

VOTES PERCENT

VOTES PERCENT

1,681 53.08
 1,486 46.92

03 = OVER VOTES
 04 = UNDER VOTES

0
 178

 01 02 03 04

0101 HELVETIA 01	75	83	0	14
0102 HELVETIA 02	134	104	0	13
0103 HELVETIA 03	123	87	0	11
0104 HELVETIA 04	111	108	0	11
0105 HELVETIA 05	167	129	0	13
0106 HELVETIA 06	166	127	0	15
0201 SALINE 01	114	94	0	15
0202 SALINE 02	137	117	0	9
0203 SALINE 03	125	86	0	8
0204 SALINE 04	127	109	0	7
0205 SALINE 05	199	102	0	21
0301 LEEF 01	47	69	0	10
0401 NEW DOUGLAS 01	28	64	0	8
0502 ST. JACOB 02	1	2	0	0
0601 MARINE 01	5	7	0	2
0602 MARINE 02	1	7	0	2
0701 ALHAMBRA 01	121	190	0	19
0801 OLIVE 01	0	1	0	0
1101 HAMEL 01	0	0	0	0

		VOTES		PERCENT		VOTES		PERCENT	
VENICE YOUTH ACTIVITY PROGRAMS TAX VENICE TOWNSHIP									
Vote for not more than 1									
01 = YES		465		54.51		03 = OVER VOTES		1	
02 = NO		388		45.49		04 = UNDER VOTES		86	
		01	02	03	04				
2101	VENICE 01	175	154	1	38				
2102	VENICE 02	18	37	0	7				
2103	VENICE 03	178	90	0	23				
2104	VENICE 04	94	107	0	18				

NUMBERED KEY CANVASS

2022 General Primary Election
 Madison County, Illinois
 June 28, 2022

Official Results

	VOTES		PERCENT		VOTES	PERCENT
FOSTERBURG FPD						
Vote for not more than 1						
01 = YES		474	64.84	03 = OVER VOTES	2	
02 = NO		257	35.16	04 = UNDER VOTES	46	
	01	02	03	04		
1601 MORO 01	0	0	0	0		
1917 WOOD RIVER 17	6	8	0	0		
2001 FOSTER 01	145	68	1	19		
2002 FOSTER 02	123	56	1	6		
2003 FOSTER 03	103	50	0	5		
2004 FOSTER 04	71	58	0	11		
2411 GODFREY 11	22	15	0	5		
2412 GODFREY 12	4	2	0	0		