



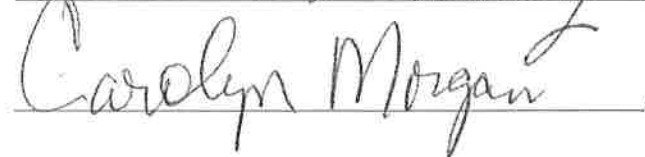
CANVASS CERTIFICATION

We, the undersigned Canvassing Board of the County of Madison, State of Illinois do hereby certify that the attached Election results are a true and correct tabulation of the votes cast in the various precincts at the General Primary Election held on June 28, 2022 for the Candidates and Referenda herein set forth.

Dated: July 18, 2022

 Madison County Clerk

, Republican Canvass Board Member

, Democratic Canvass Board Member

	VOTES	PERCENT		VOTES	PERCENT
GOVERNOR & LT. GOVERNOR STATE-WIDE					
Vote for not more than 1					
01 = (DARREN BAILEY	14,940	64.05			
02 = (PAUL SCHIMPF	1,177	5.05	06 = (JESSE SULLIVAN	3,059	13.12
03 = (RICHARD C. IRVIN	3,269	14.02	07 = WRITE-IN	19	.08
04 = (GARY RABINE	652	2.80	08 = OVER VOTES	24	
05 = (MAX SOLOMON	208	.89	09 = UNDER VOTES	555	

	01	02	03	04	05	06	07	08	09
0101 HELVETIA 01	107	6	8	5	2	10	0	0	4
0102 HELVETIA 02	141	9	17	5	1	10	0	0	4
0103 HELVETIA 03	128	6	7	5	0	10	0	0	2
0104 HELVETIA 04	127	12	20	5	0	16	0	0	7
0105 HELVETIA 05	166	14	25	6	3	25	0	1	6
0106 HELVETIA 06	159	10	22	6	2	29	0	0	6
0201 SALINE 01	127	11	18	3	3	12	0	0	1
0202 SALINE 02	150	9	23	2	2	21	0	1	6
0203 SALINE 03	126	4	21	2	1	16	0	0	4
0204 SALINE 04	147	8	28	4	0	18	0	0	2
0205 SALINE 05	178	7	36	5	0	18	0	0	9
0301 LEEF 01	81	3	4	3	1	16	0	0	0
0401 NEW DOUGLAS 01	58	5	8	0	1	8	0	0	1
0501 ST. JACOB 01	166	10	19	4	3	18	0	0	0
0502 ST. JACOB 02	135	17	27	3	1	13	0	0	6
0601 MARINE 01	100	8	20	1	0	15	0	0	2
0602 MARINE 02	109	8	13	5	1	19	0	2	1
0701 ALHAMBRA 01	197	15	21	12	2	38	0	0	1
0801 OLIVE 01	103	5	22	8	0	14	0	0	8
0802 OLIVE 02	40	3	10	0	0	7	0	0	1
0901 JARVIS 01	81	12	14	4	0	17	0	0	1
0902 JARVIS 02	61	6	18	1	3	19	0	0	1
0903 JARVIS 03	107	7	22	1	2	5	0	0	2
0904 JARVIS 04	115	10	16	5	0	14	0	0	2
0905 JARVIS 05	71	3	26	2	1	17	0	0	0
0906 JARVIS 06	84	2	11	6	3	14	0	0	0
0907 JARVIS 07	60	3	26	4	0	11	0	1	1
0908 JARVIS 08	87	3	16	4	2	17	0	0	0
0909 JARVIS 09	100	6	27	8	3	25	0	0	4
0910 JARVIS 10	118	12	38	11	1	24	0	0	3
0911 JARVIS 11	82	4	23	3	1	21	0	0	0
0912 JARVIS 12	45	8	13	5	2	10	1	0	1
1001 PIN OAK 01	111	10	32	4	1	22	0	0	6
1002 PIN OAK 02	89	13	32	3	2	26	0	0	8
1003 PIN OAK 03	152	14	33	7	0	21	0	0	7
1101 HAMEL 01	119	6	30	4	0	22	0	0	2
1102 HAMEL 02	123	12	38	12	7	21	1	1	8
1201 OMPHGENT 01	157	4	50	7	2	23	0	0	4
1202 OMPHGENT 02	78	4	26	2	1	19	0	0	2
1301 COLLINSVILLE 01	74	4	10	4	0	9	0	0	1
1302 COLLINSVILLE 02	77	10	12	2	0	14	1	0	0
1303 COLLINSVILLE 03	87	6	4	4	2	26	0	0	1
1304 COLLINSVILLE 04	37	5	11	3	0	13	2	0	1
1305 COLLINSVILLE 05	84	3	11	2	0	7	0	0	0
1306 COLLINSVILLE 06	45	3	10	1	1	4	0	0	0
1307 COLLINSVILLE 07	116	7	19	6	0	9	0	0	0
1308 COLLINSVILLE 08	95	10	16	2	2	10	0	0	1
1309 COLLINSVILLE 09	115	12	22	0	2	15	0	0	4
1310 COLLINSVILLE 10	113	9	20	2	2	16	0	1	2
1311 COLLINSVILLE 11	133	14	23	8	2	28	0	0	2
1312 COLLINSVILLE 12	116	6	13	10	2	19	0	0	1

GOVERNOR & LT. GOVERNOR STATE-WIDE

Vote for not more than 1

01 = (DARREN BAILEY

02 = (PAUL SCHIMPF

03 = (RICHARD C. IRVIN

04 = (GARY RABINE

05 = (MAX SOLOMON

VOTES PERCENT

14,940 64.05

1,177 5.05

3,269 14.02

652 2.80

208 .89

06 = (JESSE SULLIVAN

07 = WRITE-IN

08 = OVER VOTES

09 = UNDER VOTES

VOTES PERCENT

3,059 13.12

19 .08

24

555

(CONTINUED FROM PREVIOUS PAGE)

	01	02	03	04	05	06	07	08	09
1313 COLLINSVILLE 13	51	2	7	1	0	5	0	0	1
1314 COLLINSVILLE 14	88	4	15	2	1	15	0	0	1
1315 COLLINSVILLE 15	74	11	23	3	1	18	0	0	9
1316 COLLINSVILLE 16	67	7	9	4	1	7	0	0	2
1317 COLLINSVILLE 17	112	13	25	5	2	11	0	0	4
1318 COLLINSVILLE 18	87	18	37	3	3	19	1	0	4
1319 COLLINSVILLE 19	54	4	25	3	1	12	0	0	3
1320 COLLINSVILLE 20	101	4	38	6	0	18	0	0	3
1321 COLLINSVILLE 21	125	7	18	3	1	23	0	0	3
1322 COLLINSVILLE 22	63	3	9	4	2	7	0	0	1
1323 COLLINSVILLE 23	96	6	21	5	1	16	1	0	2
1324 COLLINSVILLE 24	66	5	23	6	0	9	0	0	1
1325 COLLINSVILLE 25	83	10	13	5	0	16	0	0	3
1401 EDWARDSVILLE 01	103	10	21	3	1	17	0	0	7
1402 EDWARDSVILLE 02	44	10	18	2	1	8	0	0	5
1403 EDWARDSVILLE 03	57	8	11	3	1	16	0	0	7
1404 EDWARDSVILLE 04	47	8	19	2	1	8	1	1	3
1405 EDWARDSVILLE 05	36	2	11	4	0	6	0	0	3
1406 EDWARDSVILLE 06	81	15	27	4	1	13	0	0	2
1407 EDWARDSVILLE 07	64	6	15	5	2	29	0	1	4
1408 EDWARDSVILLE 08	66	8	20	8	2	20	0	0	2
1409 EDWARDSVILLE 09	35	2	5	0	1	5	0	0	2
1410 EDWARDSVILLE 10	89	3	28	4	2	29	0	0	11
1411 EDWARDSVILLE 11	75	7	8	2	1	17	0	0	1
1412 EDWARDSVILLE 12	21	2	2	1	1	5	0	0	0
1413 EDWARDSVILLE 13	75	8	30	2	1	20	1	0	6
1414 EDWARDSVILLE 14	42	7	17	2	2	20	0	0	2
1415 EDWARDSVILLE 15	39	2	17	2	2	13	0	0	3
1416 EDWARDSVILLE 16	71	2	31	6	1	18	0	0	2
1417 EDWARDSVILLE 17	94	12	35	1	3	27	0	0	3
1418 EDWARDSVILLE 18	78	8	32	5	1	46	0	0	3
1419 EDWARDSVILLE 19	61	11	24	6	3	24	0	0	14
1420 EDWARDSVILLE 20	65	9	41	3	5	21	0	1	2
1421 EDWARDSVILLE 21	66	11	30	5	4	15	0	0	11
1422 EDWARDSVILLE 22	54	5	17	5	0	9	0	1	0
1423 EDWARDSVILLE 23	36	6	10	2	3	9	0	0	4
1424 EDWARDSVILLE 24	39	9	21	1	0	8	0	0	2
1425 EDWARDSVILLE 25	39	6	14	3	1	15	1	0	4
1426 EDWARDSVILLE 26	45	4	18	3	2	12	0	0	2
1501 FORT RUSSELL 01	108	10	49	4	2	24	0	0	6
1502 FORT RUSSELL 02	74	5	16	1	0	17	0	0	1
1503 FORT RUSSELL 03	90	4	13	4	0	30	0	0	1
1504 FORT RUSSELL 04	106	6	24	5	3	32	0	0	2
1505 FORT RUSSELL 05	60	3	12	1	1	7	0	0	4
1506 FORT RUSSELL 06	111	5	24	6	3	16	0	0	2
1507 FORT RUSSELL 07	89	6	23	7	1	25	0	0	2
1601 MORO 01	84	8	24	8	0	24	0	0	2
1602 MORO 02	91	11	30	3	1	24	0	0	2
1603 MORO 03	118	4	34	5	0	17	0	1	0
1701 NAMEOKI 01	102	4	9	4	1	14	0	1	3
1702 NAMEOKI 02	15	1	1	1	0	2	0	0	1

	VOTES	PERCENT		VOTES	PERCENT
GOVERNOR & LT. GOVERNOR STATE-WIDE					
Vote for not more than 1					
01 = (DARREN BAILEY	14,940	64.05			
02 = (PAUL SCHIMPF	1,177	5.05	06 = (JESSE SULLIVAN	3,059	13.12
03 = (RICHARD C. IRVIN	3,269	14.02	07 = WRITE-IN	19	.08
04 = (GARY RABINE	652	2.80	08 = OVER VOTES	24	
05 = (MAX SOLOMON	208	.89	09 = UNDER VOTES	555	

(CONTINUED FROM PREVIOUS PAGE)

	01	02	03	04	05	06	07	08	09
1703 NAMEOKI 03	90	9	16	4	1	26	1	0	9
1704 NAMEOKI 04	26	1	3	1	0	1	0	0	0
1705 NAMEOKI 05	55	3	4	1	0	14	0	0	1
1706 NAMEOKI 06	97	3	19	1	3	25	0	0	5
1707 NAMEOKI 07	67	5	12	3	1	15	0	0	2
1708 NAMEOKI 08	53	4	4	2	0	16	0	1	2
1801 CHOUTEAU 01	94	5	7	1	1	21	1	0	0
1802 CHOUTEAU 02	79	6	3	2	0	17	0	0	1
1803 CHOUTEAU 03	33	6	2	2	0	9	0	0	2
1804 CHOUTEAU 04	93	3	9	3	2	15	1	0	1
1805 CHOUTEAU 05	59	2	9	3	0	14	0	0	2
1806 CHOUTEAU 06	90	2	12	6	1	17	0	0	4
1901 WOOD RIVER 01	59	2	9	2	1	14	0	0	3
1902 WOOD RIVER 02	59	5	7	5	2	13	0	0	1
1903 WOOD RIVER 03	81	1	12	3	4	18	0	0	1
1904 WOOD RIVER 04	60	8	9	2	0	11	0	0	5
1905 WOOD RIVER 05	71	3	8	1	0	17	0	0	1
1906 WOOD RIVER 06	71	5	11	0	0	20	0	0	1
1907 WOOD RIVER 07	68	6	8	4	0	19	0	0	4
1908 WOOD RIVER 08	72	0	11	2	0	7	0	0	2
1909 WOOD RIVER 09	50	2	5	0	1	2	0	0	0
1910 WOOD RIVER 10	107	6	11	3	0	29	0	1	3
1911 WOOD RIVER 11	53	1	4	1	2	9	0	0	0
1912 WOOD RIVER 12	70	10	22	2	1	19	0	1	7
1913 WOOD RIVER 13	94	10	19	5	2	27	0	0	3
1914 WOOD RIVER 14	82	9	22	7	1	22	0	0	6
1915 WOOD RIVER 15	32	1	2	2	0	5	0	0	0
1916 WOOD RIVER 16	89	4	10	3	1	28	0	0	3
1917 WOOD RIVER 17	31	3	7	0	0	8	0	0	1
1918 WOOD RIVER 18	37	4	7	1	0	11	0	0	0
1919 WOOD RIVER 19	81	7	17	2	2	14	0	1	3
1920 WOOD RIVER 20	52	5	12	2	0	23	0	1	4
1921 WOOD RIVER 21	57	4	14	1	2	19	0	0	0
2001 FOSTER 01	112	5	21	6	0	19	0	0	1
2002 FOSTER 02	109	11	12	6	0	22	0	0	3
2003 FOSTER 03	72	8	13	1	1	17	0	0	1
2004 FOSTER 04	75	6	15	2	0	6	0	0	4
2101 VENICE 01	1	1	3	0	1	1	0	0	0
2102 VENICE 02	21	0	2	1	0	4	0	0	0
2103 VENICE 03	4	1	4	0	0	3	0	0	0
2104 VENICE 04	16	0	4	2	0	4	0	0	0
2201 GRANITE CITY 01	44	1	3	4	0	4	0	0	1
2202 GRANITE CITY 02	65	10	17	6	0	24	0	0	11
2203 GRANITE CITY 03	110	12	16	5	1	27	0	1	19
2204 GRANITE CITY 04	107	7	26	2	0	18	0	0	11
2205 GRANITE CITY 05	89	2	18	3	0	22	0	0	9
2206 GRANITE CITY 06	87	6	21	6	1	26	0	0	6
2207 GRANITE CITY 07	40	6	7	6	0	10	0	0	3
2208 GRANITE CITY 08	46	3	12	0	2	6	0	0	2
2209 GRANITE CITY 09	94	8	20	2	2	31	2	0	10
2210 GRANITE CITY 10	60	11	7	0	1	12	0	0	0

	VOTES	PERCENT		VOTES	PERCENT
GOVERNOR & LT. GOVERNOR STATE-WIDE					
Vote for not more than 1					
01 = (DARREN BAILEY	14,940	64.05			
02 = (PAUL SCHIMPF	1,177	5.05	06 = (JESSE SULLIVAN	3,059	13.12
03 = (RICHARD C. IRVIN	3,269	14.02	07 = WRITE-IN	19	.08
04 = (GARY RABINE	652	2.80	08 = OVER VOTES	24	
05 = (MAX SOLOMON	208	.89	09 = UNDER VOTES	555	

(CONTINUED FROM PREVIOUS PAGE)

	01	02	03	04	05	06	07	08	09
2211 GRANITE CITY 11	37	5	7	4	1	9	0	0	1
2212 GRANITE CITY 12	82	5	11	6	2	19	0	0	0
2213 GRANITE CITY 13	23	4	2	1	1	15	0	0	0
2214 GRANITE CITY 14	45	5	12	6	2	10	0	0	1
2215 GRANITE CITY 15	63	4	15	3	0	15	1	0	2
2216 GRANITE CITY 16	92	9	19	7	4	20	0	1	1
2217 GRANITE CITY 17	110	12	23	6	1	27	1	0	8
2301 ALTON 01	40	4	14	2	0	8	0	0	1
2302 ALTON 02	13	1	2	3	1	12	0	0	1
2303 ALTON 03	59	2	24	1	0	17	0	0	1
2304 ALTON 04	27	2	9	0	1	6	0	0	2
2305 ALTON 05	64	2	21	1	2	25	0	0	4
2306 ALTON 06	49	8	9	2	0	5	0	1	1
2307 ALTON 07	29	2	7	0	0	8	0	0	0
2308 ALTON 08	30	0	1	2	2	9	0	0	0
2309 ALTON 09	49	3	15	0	1	11	0	0	2
2310 ALTON 10	79	2	16	3	3	9	0	0	2
2311 ALTON 11	30	3	11	0	0	10	0	0	2
2312 ALTON 12	44	4	25	2	1	13	0	0	3
2313 ALTON 13	17	2	8	2	0	4	0	1	1
2314 ALTON 14	94	7	6	4	0	20	0	0	4
2315 ALTON 15	46	5	11	0	0	15	1	1	0
2316 ALTON 16	42	2	4	0	0	6	0	1	0
2317 ALTON 17	24	2	4	0	0	8	0	0	2
2401 GODFREY 01	67	14	24	4	1	18	0	0	5
2402 GODFREY 02	33	2	5	1	0	11	0	0	0
2403 GODFREY 03	84	10	39	1	2	18	0	0	8
2404 GODFREY 04	127	11	56	4	1	35	0	0	5
2405 GODFREY 05	97	7	29	2	0	27	0	0	5
2406 GODFREY 06	89	3	20	5	2	17	0	0	1
2407 GODFREY 07	79	7	28	6	0	19	0	0	4
2408 GODFREY 08	110	11	36	6	0	18	0	0	6
2409 GODFREY 09	122	12	36	7	1	30	0	0	4
2410 GODFREY 10	93	4	17	4	0	17	1	0	3
2411 GODFREY 11	41	1	11	3	1	3	0	0	1
2412 GODFREY 12	64	2	16	6	3	19	0	0	1
2413 GODFREY 13	136	4	26	8	0	22	0	0	1
2414 GODFREY 14	132	11	27	7	4	34	0	0	10

NUMBERED KEY CANVASS

2022 General Primary Election
Madison County, Illinois
June 28, 2022
REPUBLICAN

Official Results

	VOTES	PERCENT	VOTES	PERCENT
ATTORNEY GENERAL STATE-WIDE				
Vote for not more than 1				
01 = STEVE KIM	6,250	29.54		
02 = DAVID SHESTOKAS	4,570	21.60	04 = OVER VOTES	3
03 = THOMAS G. DeVORE	10,336	48.86	05 = UNDER VOTES	2,744

	01	02	03	04	05
0101 HELVETIA 01	29	26	75	0	12
0102 HELVETIA 02	44	30	94	0	19
0103 HELVETIA 03	25	34	86	0	13
0104 HELVETIA 04	31	35	105	0	16
0105 HELVETIA 05	50	41	129	0	26
0106 HELVETIA 06	61	44	109	0	20
0201 SALINE 01	32	29	103	0	11
0202 SALINE 02	48	32	111	0	23
0203 SALINE 03	49	25	88	0	12
0204 SALINE 04	38	46	101	0	22
0205 SALINE 05	45	41	131	0	36
0301 LEEF 01	22	21	55	0	10
0401 NEW DOUGLAS 01	19	11	41	0	10
0501 ST. JACOB 01	53	37	107	0	23
0502 ST. JACOB 02	40	42	94	0	26
0601 MARINE 01	39	29	66	0	12
0602 MARINE 02	29	37	75	0	17
0701 ALHAMBRA 01	58	68	129	0	31
0801 OLIVE 01	29	28	82	0	21
0802 OLIVE 02	20	8	25	0	8
0901 JARVIS 01	41	18	56	0	14
0902 JARVIS 02	40	23	37	0	9
0903 JARVIS 03	36	21	74	0	15
0904 JARVIS 04	37	35	68	0	22
0905 JARVIS 05	31	29	43	0	17
0906 JARVIS 06	36	21	61	0	2
0907 JARVIS 07	33	21	42	0	10
0908 JARVIS 08	20	21	69	0	19
0909 JARVIS 09	45	34	74	0	20
0910 JARVIS 10	59	37	86	0	25
0911 JARVIS 11	41	23	57	0	13
0912 JARVIS 12	23	12	40	0	10
1001 PIN OAK 01	48	44	67	0	27
1002 PIN OAK 02	48	20	73	1	31
1003 PIN OAK 03	57	47	96	0	34
1101 HAMEL 01	39	28	96	0	20
1102 HAMEL 02	38	41	106	0	38
1201 OMPHGENT 01	40	49	121	0	37
1202 OMPHGENT 02	44	23	53	0	12
1301 COLLINSVILLE 01	23	24	47	0	8
1302 COLLINSVILLE 02	27	27	55	0	7
1303 COLLINSVILLE 03	22	28	71	0	9
1304 COLLINSVILLE 04	18	13	34	0	7
1305 COLLINSVILLE 05	29	15	54	0	9
1306 COLLINSVILLE 06	13	9	39	0	3
1307 COLLINSVILLE 07	27	30	94	0	6
1308 COLLINSVILLE 08	27	19	80	0	10
1309 COLLINSVILLE 09	49	22	79	0	20
1310 COLLINSVILLE 10	39	29	86	0	11
1311 COLLINSVILLE 11	53	41	100	0	16
1312 COLLINSVILLE 12	25	29	101	0	12
1313 COLLINSVILLE 13	16	18	26	0	7
1314 COLLINSVILLE 14	18	26	68	0	14

NUMBERED KEY CANVASS

2022 General Primary Election
 Madison County, Illinois
 June 28, 2022
 REPUBLICAN

Official Results

ATTORNEY GENERAL STATE-WIDE

Vote for not more than 1

01 = STEVE KIM	6,250	29.54
02 = DAVID SHESTOKAS	4,570	21.60
03 = THOMAS G. DeVORE	10,336	48.86

04 = OVER VOTES
 05 = UNDER VOTES

VOTES PERCENT
 3
 2,744

(CONTINUED FROM PREVIOUS PAGE)

	01	02	03	04	05
1315 COLLINSVILLE 15	30	31	59	0	19
1316 COLLINSVILLE 16	17	17	56	0	7
1317 COLLINSVILLE 17	31	34	84	0	23
1318 COLLINSVILLE 18	31	30	94	0	17
1319 COLLINSVILLE 19	16	20	57	0	9
1320 COLLINSVILLE 20	44	17	98	0	11
1321 COLLINSVILLE 21	37	30	89	0	24
1322 COLLINSVILLE 22	27	19	38	0	5
1323 COLLINSVILLE 23	37	24	72	0	15
1324 COLLINSVILLE 24	26	17	58	0	9
1325 COLLINSVILLE 25	27	36	47	0	20
1401 EDWARDSVILLE 01	41	38	63	0	20
1402 EDWARDSVILLE 02	27	13	38	0	10
1403 EDWARDSVILLE 03	26	20	39	0	18
1404 EDWARDSVILLE 04	19	16	43	0	12
1405 EDWARDSVILLE 05	20	13	23	0	6
1406 EDWARDSVILLE 06	48	24	56	0	15
1407 EDWARDSVILLE 07	35	21	51	0	19
1408 EDWARDSVILLE 08	34	33	48	0	11
1409 EDWARDSVILLE 09	11	6	27	0	6
1410 EDWARDSVILLE 10	45	33	58	0	30
1411 EDWARDSVILLE 11	19	19	60	0	13
1412 EDWARDSVILLE 12	6	9	15	0	2
1413 EDWARDSVILLE 13	41	29	42	0	31
1414 EDWARDSVILLE 14	26	22	37	0	7
1415 EDWARDSVILLE 15	20	11	37	0	10
1416 EDWARDSVILLE 16	41	18	55	0	17
1417 EDWARDSVILLE 17	55	23	79	0	18
1418 EDWARDSVILLE 18	48	36	59	0	30
1419 EDWARDSVILLE 19	29	25	63	0	26
1420 EDWARDSVILLE 20	54	21	52	0	20
1421 EDWARDSVILLE 21	36	28	50	0	28
1422 EDWARDSVILLE 22	23	13	47	0	8
1423 EDWARDSVILLE 23	20	12	27	0	11
1424 EDWARDSVILLE 24	18	11	32	0	19
1425 EDWARDSVILLE 25	29	14	30	0	10
1426 EDWARDSVILLE 26	20	23	33	0	10
1501 FORT RUSSELL 01	66	26	85	0	26
1502 FORT RUSSELL 02	43	22	41	0	8
1503 FORT RUSSELL 03	44	25	64	0	9
1504 FORT RUSSELL 04	33	26	97	0	22
1505 FORT RUSSELL 05	11	22	41	0	14
1506 FORT RUSSELL 06	38	32	78	0	19
1507 FORT RUSSELL 07	41	22	74	0	16
1601 MORO 01	28	25	80	0	17
1602 MORO 02	50	28	68	0	16
1603 MORO 03	41	35	87	0	16
1701 NAMEOKI 01	44	25	59	0	10
1702 NAMEOKI 02	3	6	9	0	3
1703 NAMEOKI 03	47	41	50	0	18
1704 NAMEOKI 04	6	12	10	0	4
1705 NAMEOKI 05	31	13	26	0	8
1706 NAMEOKI 06	57	25	53	0	18

NUMBERED KEY CANVASS

2022 General Primary Election
 Madison County, Illinois
 June 28, 2022
 REPUBLICAN

Official Results

	VOTES	PERCENT	VOTES	PERCENT
ATTORNEY GENERAL STATE-WIDE				
Vote for not more than 1				
01 = STEVE KIM	6,250	29.54		
02 = DAVID SHESTOKAS	4,570	21.60	04 = OVER VOTES	3
03 = THOMAS G. DeVORE	10,336	48.86	05 = UNDER VOTES	2,744

(CONTINUED FROM PREVIOUS PAGE)

	01	02	03	04	05
1707 NAMEOKI 07	30	20	41	0	14
1708 NAMEOKI 08	21	24	30	0	7
1801 CHOUTEAU 01	41	21	61	0	7
1802 CHOUTEAU 02	27	24	47	0	10
1803 CHOUTEAU 03	10	13	24	0	7
1804 CHOUTEAU 04	36	32	46	0	13
1805 CHOUTEAU 05	28	14	37	0	10
1806 CHOUTEAU 06	32	36	52	0	12
1901 WOOD RIVER 01	28	18	32	0	12
1902 WOOD RIVER 02	36	17	32	0	7
1903 WOOD RIVER 03	41	17	49	0	13
1904 WOOD RIVER 04	24	24	39	0	8
1905 WOOD RIVER 05	31	15	43	0	12
1906 WOOD RIVER 06	29	24	51	0	4
1907 WOOD RIVER 07	34	14	46	0	15
1908 WOOD RIVER 08	24	25	38	0	7
1909 WOOD RIVER 09	25	13	21	0	1
1910 WOOD RIVER 10	30	24	84	0	22
1911 WOOD RIVER 11	17	12	35	0	6
1912 WOOD RIVER 12	32	17	63	0	20
1913 WOOD RIVER 13	43	33	68	0	16
1914 WOOD RIVER 14	30	22	78	0	19
1915 WOOD RIVER 15	9	10	21	0	2
1916 WOOD RIVER 16	47	21	55	1	14
1917 WOOD RIVER 17	16	12	17	0	5
1918 WOOD RIVER 18	17	14	22	0	7
1919 WOOD RIVER 19	37	25	47	0	18
1920 WOOD RIVER 20	40	11	36	0	12
1921 WOOD RIVER 21	22	24	40	0	11
2001 FOSTER 01	44	29	72	0	19
2002 FOSTER 02	54	34	62	0	13
2003 FOSTER 03	43	19	42	0	9
2004 FOSTER 04	31	28	31	0	18
2101 VENICE 01	3	2	2	0	0
2102 VENICE 02	9	4	12	0	3
2103 VENICE 03	2	3	4	0	3
2104 VENICE 04	7	8	9	0	2
2201 GRANITE CITY 01	22	16	16	0	3
2202 GRANITE CITY 02	33	37	44	0	19
2203 GRANITE CITY 03	53	45	52	0	41
2204 GRANITE CITY 04	49	30	64	0	28
2205 GRANITE CITY 05	42	23	56	0	22
2206 GRANITE CITY 06	47	41	43	0	22
2207 GRANITE CITY 07	17	22	22	0	11
2208 GRANITE CITY 08	25	16	24	0	6
2209 GRANITE CITY 09	52	34	53	0	30
2210 GRANITE CITY 10	30	16	39	0	6
2211 GRANITE CITY 11	20	22	16	0	6
2212 GRANITE CITY 12	34	33	48	0	10
2213 GRANITE CITY 13	15	17	12	0	2
2214 GRANITE CITY 14	20	27	30	0	4
2215 GRANITE CITY 15	30	20	44	0	9
2216 GRANITE CITY 16	40	45	60	0	8

ATTORNEY GENERAL STATE-WIDE

Vote for not more than 1

01 = STEVE KIM

02 = DAVID SHESTOKAS

03 = THOMAS G. DeVORE

VOTES PERCENT

6,250 29.54

4,570 21.60

10,336 48.86

04 = OVER VOTES

05 = UNDER VOTES

VOTES PERCENT

3

2,744

(CONTINUED FROM PREVIOUS PAGE)

	01	02	03	04	05
2217 GRANITE CITY 17	47	45	59	0	37
2301 ALTON 01	22	10	31	0	6
2302 ALTON 02	15	6	10	0	2
2303 ALTON 03	33	24	32	0	15
2304 ALTON 04	13	11	19	0	4
2305 ALTON 05	31	26	42	0	20
2306 ALTON 06	24	13	29	0	9
2307 ALTON 07	14	9	20	0	3
2308 ALTON 08	14	12	16	0	2
2309 ALTON 09	24	16	33	0	8
2310 ALTON 10	33	28	39	0	14
2311 ALTON 11	14	8	20	0	14
2312 ALTON 12	28	21	32	0	11
2313 ALTON 13	15	10	8	0	2
2314 ALTON 14	35	31	50	0	19
2315 ALTON 15	19	25	30	0	5
2316 ALTON 16	14	7	29	0	5
2317 ALTON 17	15	8	11	0	6
2401 GODFREY 01	51	23	45	0	14
2402 GODFREY 02	19	12	18	0	3
2403 GODFREY 03	54	20	55	0	33
2404 GODFREY 04	92	48	72	0	27
2405 GODFREY 05	48	24	69	0	26
2406 GODFREY 06	35	15	63	0	24
2407 GODFREY 07	44	22	57	0	20
2408 GODFREY 08	44	43	75	1	24
2409 GODFREY 09	68	44	75	0	25
2410 GODFREY 10	39	32	50	0	18
2411 GODFREY 11	21	11	24	0	5
2412 GODFREY 12	44	13	45	0	9
2413 GODFREY 13	54	38	91	0	14
2414 GODFREY 14	68	36	78	0	43

NUMBERED KEY CANVASS

2022 General Primary Election
 Madison County, Illinois
 June 28, 2022
 REPUBLICAN

Official Results

SECRETARY OF STATE STATE-WIDE

VOTES PERCENT

VOTES PERCENT

Vote for not more than 1

01 = DAN BRADY

02 = JOHN C. MILHISER

13,857 67.89
 6,555 32.11

03 = OVER VOTES
 04 = UNDER VOTES

6
 3,485

 01 02 03 04

0101 HELVETIA 01	83	43	0	16
0102 HELVETIA 02	116	45	0	26
0103 HELVETIA 03	102	36	0	20
0104 HELVETIA 04	110	44	0	33
0105 HELVETIA 05	138	69	1	38
0106 HELVETIA 06	136	67	0	31
0201 SALINE 01	109	41	0	25
0202 SALINE 02	114	67	0	33
0203 SALINE 03	120	36	0	18
0204 SALINE 04	134	50	0	23
0205 SALINE 05	140	57	0	56
0301 LEEF 01	58	31	0	19
0401 NEW DOUGLAS 01	40	20	0	21
0501 ST. JACOB 01	123	62	0	35
0502 ST. JACOB 02	114	52	0	36
0601 MARINE 01	85	38	0	23
0602 MARINE 02	94	36	0	28
0701 ALHAMBRA 01	155	78	0	53
0801 OLIVE 01	72	60	0	28
0802 OLIVE 02	35	16	0	10
0901 JARVIS 01	71	33	0	25
0902 JARVIS 02	67	33	0	9
0903 JARVIS 03	75	49	0	22
0904 JARVIS 04	93	44	0	25
0905 JARVIS 05	66	32	0	22
0906 JARVIS 06	77	34	0	9
0907 JARVIS 07	65	24	0	17
0908 JARVIS 08	61	44	0	24
0909 JARVIS 09	86	59	0	28
0910 JARVIS 10	108	71	0	28
0911 JARVIS 11	74	42	0	18
0912 JARVIS 12	45	19	0	21
1001 PIN OAK 01	117	36	0	33
1002 PIN OAK 02	92	42	0	39
1003 PIN OAK 03	118	70	0	46
1101 HAMEL 01	103	51	0	29
1102 HAMEL 02	114	67	0	42
1201 OMPHGENT 01	128	80	0	39
1202 OMPHGENT 02	67	48	0	17
1301 COLLINSVILLE 01	73	19	0	10
1302 COLLINSVILLE 02	63	43	0	10
1303 COLLINSVILLE 03	72	45	0	13
1304 COLLINSVILLE 04	44	18	0	10
1305 COLLINSVILLE 05	61	34	0	12
1306 COLLINSVILLE 06	42	19	0	3
1307 COLLINSVILLE 07	92	52	1	12
1308 COLLINSVILLE 08	86	33	0	17
1309 COLLINSVILLE 09	84	56	0	30
1310 COLLINSVILLE 10	120	28	0	17
1311 COLLINSVILLE 11	115	69	0	26
1312 COLLINSVILLE 12	105	39	0	23
1313 COLLINSVILLE 13	39	19	0	9
1314 COLLINSVILLE 14	69	43	0	14
1315 COLLINSVILLE 15	82	32	0	25

NUMBERED KEY CANVASS

2022 General Primary Election
 Madison County, Illinois
 June 28, 2022
 REPUBLICAN

Official Results

SECRETARY OF STATE STATE-WIDE

Vote for not more than 1

01 = DAN BRADY

02 = JOHN C. MILHISER

VOTES PERCENT

13,857 67.89
 6,555 32.11

03 = OVER VOTES
 04 = UNDER VOTES

VOTES PERCENT

6
 3,485

(CONTINUED FROM PREVIOUS PAGE)

	01	02	03	04
1316 COLLINSVILLE 16	67	21	0	9
1317 COLLINSVILLE 17	91	54	0	27
1318 COLLINSVILLE 18	118	33	1	20
1319 COLLINSVILLE 19	60	28	0	14
1320 COLLINSVILLE 20	76	79	0	15
1321 COLLINSVILLE 21	109	45	0	26
1322 COLLINSVILLE 22	63	18	0	8
1323 COLLINSVILLE 23	83	43	0	22
1324 COLLINSVILLE 24	55	45	0	10
1325 COLLINSVILLE 25	74	31	0	25
1401 EDWARDSVILLE 01	99	37	0	26
1402 EDWARDSVILLE 02	43	31	0	14
1403 EDWARDSVILLE 03	57	26	0	20
1404 EDWARDSVILLE 04	51	25	1	13
1405 EDWARDSVILLE 05	27	23	0	12
1406 EDWARDSVILLE 06	71	51	0	21
1407 EDWARDSVILLE 07	68	31	0	27
1408 EDWARDSVILLE 08	68	37	0	21
1409 EDWARDSVILLE 09	24	16	0	10
1410 EDWARDSVILLE 10	81	50	0	35
1411 EDWARDSVILLE 11	65	33	0	13
1412 EDWARDSVILLE 12	21	9	0	2
1413 EDWARDSVILLE 13	78	28	0	37
1414 EDWARDSVILLE 14	55	29	0	8
1415 EDWARDSVILLE 15	47	21	0	10
1416 EDWARDSVILLE 16	77	36	0	18
1417 EDWARDSVILLE 17	92	57	0	26
1418 EDWARDSVILLE 18	80	58	0	35
1419 EDWARDSVILLE 19	78	33	0	32
1420 EDWARDSVILLE 20	76	42	0	29
1421 EDWARDSVILLE 21	68	42	0	32
1422 EDWARDSVILLE 22	48	26	0	17
1423 EDWARDSVILLE 23	34	23	0	13
1424 EDWARDSVILLE 24	47	18	0	15
1425 EDWARDSVILLE 25	49	23	0	11
1426 EDWARDSVILLE 26	46	27	0	13
1501 FORT RUSSELL 01	109	61	0	33
1502 FORT RUSSELL 02	72	31	0	11
1503 FORT RUSSELL 03	92	37	0	13
1504 FORT RUSSELL 04	103	49	0	26
1505 FORT RUSSELL 05	55	20	0	13
1506 FORT RUSSELL 06	92	48	0	27
1507 FORT RUSSELL 07	90	44	0	19
1601 MORO 01	89	39	0	22
1602 MORO 02	101	49	0	12
1603 MORO 03	100	58	0	21
1701 NAMEOKI 01	85	37	0	16
1702 NAMEOKI 02	8	10	0	3
1703 NAMEOKI 03	94	39	0	23
1704 NAMEOKI 04	21	6	0	5
1705 NAMEOKI 05	45	25	0	8
1706 NAMEOKI 06	96	38	0	19
1707 NAMEOKI 07	57	28	0	20
1708 NAMEOKI 08	53	20	0	9

	VOTES	PERCENT		VOTES	PERCENT
SECRETARY OF STATE STATE-WIDE					
Vote for not more than 1					
01 = DAN BRADY	13,857	67.89	03 = OVER VOTES	6	
02 = JOHN C. MILHISER	6,555	32.11	04 = UNDER VOTES	3,485	

(CONTINUED FROM PREVIOUS PAGE)

	01	02	03	04
1801 CHOUTEAU 01	76	49	0	5
1802 CHOUTEAU 02	67	30	0	11
1803 CHOUTEAU 03	29	16	0	9
1804 CHOUTEAU 04	73	36	0	18
1805 CHOUTEAU 05	55	21	0	13
1806 CHOUTEAU 06	81	38	0	13
1901 WOOD RIVER 01	56	23	1	10
1902 WOOD RIVER 02	57	28	0	7
1903 WOOD RIVER 03	68	38	0	14
1904 WOOD RIVER 04	58	27	0	10
1905 WOOD RIVER 05	65	20	0	16
1906 WOOD RIVER 06	80	23	0	5
1907 WOOD RIVER 07	72	23	0	14
1908 WOOD RIVER 08	66	18	0	10
1909 WOOD RIVER 09	37	19	0	4
1910 WOOD RIVER 10	89	43	0	28
1911 WOOD RIVER 11	48	14	0	8
1912 WOOD RIVER 12	75	38	0	19
1913 WOOD RIVER 13	105	33	0	22
1914 WOOD RIVER 14	80	43	0	26
1915 WOOD RIVER 15	26	15	0	1
1916 WOOD RIVER 16	89	32	0	17
1917 WOOD RIVER 17	36	10	0	4
1918 WOOD RIVER 18	37	17	0	6
1919 WOOD RIVER 19	65	43	1	18
1920 WOOD RIVER 20	55	29	0	15
1921 WOOD RIVER 21	61	17	0	19
2001 FOSTER 01	92	52	0	20
2002 FOSTER 02	95	53	0	15
2003 FOSTER 03	63	37	0	13
2004 FOSTER 04	61	29	0	18
2101 VENICE 01	3	4	0	0
2102 VENICE 02	12	13	0	3
2103 VENICE 03	3	4	0	5
2104 VENICE 04	15	9	0	2
2201 GRANITE CITY 01	43	11	0	3
2202 GRANITE CITY 02	73	40	0	20
2203 GRANITE CITY 03	108	41	0	42
2204 GRANITE CITY 04	97	47	0	27
2205 GRANITE CITY 05	76	38	0	29
2206 GRANITE CITY 06	100	29	0	24
2207 GRANITE CITY 07	44	17	0	11
2208 GRANITE CITY 08	42	23	0	6
2209 GRANITE CITY 09	100	37	0	32
2210 GRANITE CITY 10	53	28	0	10
2211 GRANITE CITY 11	41	19	0	4
2212 GRANITE CITY 12	85	30	0	10
2213 GRANITE CITY 13	24	20	0	2
2214 GRANITE CITY 14	50	25	0	6
2215 GRANITE CITY 15	61	30	0	12
2216 GRANITE CITY 16	104	35	0	14
2217 GRANITE CITY 17	103	47	0	38
2301 ALTON 01	45	15	0	9
2302 ALTON 02	22	8	0	3

NUMBERED KEY CANVASS

2022 General Primary Election
 Madison County, Illinois
 June 28, 2022
 REPUBLICAN

Official Results

SECRETARY OF STATE STATE-WIDE

Vote for not more than 1

01 = DAN BRADY

02 = JOHN C. MILHISER

VOTES PERCENT

13,857 67.89

6,555 32.11

03 = OVER VOTES

04 = UNDER VOTES

VOTES PERCENT

6

3,485

(CONTINUED FROM PREVIOUS PAGE)

	01	02	03	04
2303 ALTON 03	62	23	0	19
2304 ALTON 04	29	12	0	6
2305 ALTON 05	69	27	0	23
2306 ALTON 06	47	18	0	10
2307 ALTON 07	26	16	0	4
2308 ALTON 08	28	13	0	3
2309 ALTON 09	39	35	0	7
2310 ALTON 10	67	28	0	19
2311 ALTON 11	29	16	0	11
2312 ALTON 12	51	33	0	8
2313 ALTON 13	24	9	0	2
2314 ALTON 14	93	24	0	18
2315 ALTON 15	58	18	0	3
2316 ALTON 16	22	28	0	5
2317 ALTON 17	21	11	0	8
2401 GODFREY 01	79	38	0	16
2402 GODFREY 02	39	7	0	6
2403 GODFREY 03	84	42	0	36
2404 GODFREY 04	156	55	0	28
2405 GODFREY 05	95	40	0	32
2406 GODFREY 06	79	34	0	24
2407 GODFREY 07	94	26	0	23
2408 GODFREY 08	127	32	0	28
2409 GODFREY 09	131	48	0	33
2410 GODFREY 10	82	34	0	23
2411 GODFREY 11	39	17	0	5
2412 GODFREY 12	65	34	0	12
2413 GODFREY 13	119	59	0	19
2414 GODFREY 14	122	51	0	52

NUMBERED KEY CANVASS

2022 General Primary Election
 Madison County, Illinois
 June 28, 2022
 REPUBLICAN

Official Results

COMPTROLLER STATE-WIDE

VOTES PERCENT

VOTES PERCENT

Vote for not more than 1

17,502 100.00
 0

03 = UNDER VOTES

6,401

01 = SHANNON L. TERESI
 02 = OVER VOTES

	01	02	03
0101 HELVETIA 01	109	0	33
0102 HELVETIA 02	135	0	52
0103 HELVETIA 03	117	0	41
0104 HELVETIA 04	131	0	56
0105 HELVETIA 05	192	0	54
0106 HELVETIA 06	179	0	55
0201 SALINE 01	132	0	43
0202 SALINE 02	163	0	51
0203 SALINE 03	138	0	36
0204 SALINE 04	155	0	52
0205 SALINE 05	166	0	87
0301 LEEF 01	76	0	32
0401 NEW DOUGLAS 01	51	0	30
0501 ST. JACOB 01	158	0	62
0502 ST. JACOB 02	146	0	56
0601 MARINE 01	113	0	33
0602 MARINE 02	94	0	64
0701 ALHAMBRA 01	194	0	92
0801 OLIVE 01	104	0	56
0802 OLIVE 02	42	0	19
0901 JARVIS 01	91	0	38
0902 JARVIS 02	97	0	12
0903 JARVIS 03	114	0	32
0904 JARVIS 04	125	0	37
0905 JARVIS 05	88	0	32
0906 JARVIS 06	102	0	18
0907 JARVIS 07	80	0	26
0908 JARVIS 08	94	0	35
0909 JARVIS 09	123	0	50
0910 JARVIS 10	161	0	46
0911 JARVIS 11	110	0	24
0912 JARVIS 12	57	0	28
1001 PIN OAK 01	143	0	43
1002 PIN OAK 02	102	0	71
1003 PIN OAK 03	166	0	68
1101 HAMEL 01	131	0	52
1102 HAMEL 02	148	0	75
1201 OMPHGENT 01	186	0	61
1202 OMPHGENT 02	95	0	37
1301 COLLINSVILLE 01	72	0	30
1302 COLLINSVILLE 02	85	0	31
1303 COLLINSVILLE 03	106	0	24
1304 COLLINSVILLE 04	60	0	12
1305 COLLINSVILLE 05	86	0	21
1306 COLLINSVILLE 06	54	0	10
1307 COLLINSVILLE 07	129	0	28
1308 COLLINSVILLE 08	98	0	38
1309 COLLINSVILLE 09	113	0	57
1310 COLLINSVILLE 10	124	0	41
1311 COLLINSVILLE 11	153	0	57
1312 COLLINSVILLE 12	120	0	47
1313 COLLINSVILLE 13	51	0	16
1314 COLLINSVILLE 14	95	0	31
1315 COLLINSVILLE 15	98	0	41

NUMBERED KEY CANVASS

2022 General Primary Election
 Madison County, Illinois
 June 28, 2022
 REPUBLICAN

Official Results

COMPTROLLER STATE-WIDE

Vote for not more than 1

01 = SHANNON L. TERESI

02 = OVER VOTES

VOTES PERCENT

17,502 100.00
 0

03 = UNDER VOTES

VOTES PERCENT

6,401

(CONTINUED FROM PREVIOUS PAGE)

	01	02	03
1316 COLLINSVILLE 16	84	0	13
1317 COLLINSVILLE 17	122	0	50
1318 COLLINSVILLE 18	115	0	57
1319 COLLINSVILLE 19	77	0	25
1320 COLLINSVILLE 20	127	0	43
1321 COLLINSVILLE 21	137	0	43
1322 COLLINSVILLE 22	73	0	16
1323 COLLINSVILLE 23	110	0	38
1324 COLLINSVILLE 24	86	0	24
1325 COLLINSVILLE 25	94	0	36
1401 EDWARDSVILLE 01	115	0	47
1402 EDWARDSVILLE 02	62	0	26
1403 EDWARDSVILLE 03	71	0	32
1404 EDWARDSVILLE 04	67	0	23
1405 EDWARDSVILLE 05	41	0	21
1406 EDWARDSVILLE 06	93	0	50
1407 EDWARDSVILLE 07	92	0	34
1408 EDWARDSVILLE 08	90	0	36
1409 EDWARDSVILLE 09	36	0	14
1410 EDWARDSVILLE 10	109	0	57
1411 EDWARDSVILLE 11	74	0	37
1412 EDWARDSVILLE 12	25	0	7
1413 EDWARDSVILLE 13	89	0	54
1414 EDWARDSVILLE 14	64	0	28
1415 EDWARDSVILLE 15	54	0	24
1416 EDWARDSVILLE 16	96	0	35
1417 EDWARDSVILLE 17	125	0	50
1418 EDWARDSVILLE 18	126	0	47
1419 EDWARDSVILLE 19	95	0	48
1420 EDWARDSVILLE 20	106	0	41
1421 EDWARDSVILLE 21	95	0	47
1422 EDWARDSVILLE 22	65	0	26
1423 EDWARDSVILLE 23	45	0	25
1424 EDWARDSVILLE 24	58	0	22
1425 EDWARDSVILLE 25	60	0	23
1426 EDWARDSVILLE 26	62	0	24
1501 FORT RUSSELL 01	154	0	49
1502 FORT RUSSELL 02	91	0	23
1503 FORT RUSSELL 03	112	0	30
1504 FORT RUSSELL 04	147	0	31
1505 FORT RUSSELL 05	61	0	27
1506 FORT RUSSELL 06	133	0	34
1507 FORT RUSSELL 07	115	0	38
1601 MORO 01	108	0	42
1602 MORO 02	127	0	35
1603 MORO 03	139	0	40
1701 NAMEOKI 01	109	0	29
1702 NAMEOKI 02	15	0	6
1703 NAMEOKI 03	103	0	53
1704 NAMEOKI 04	23	0	9
1705 NAMEOKI 05	61	0	17
1706 NAMEOKI 06	117	0	36
1707 NAMEOKI 07	65	0	40
1708 NAMEOKI 08	63	0	19

	VOTES	PERCENT		VOTES	PERCENT
COMPTRROLLER STATE-WIDE					
Vote for not more than 1					
01 = SHANNON L. TERESI	17,502	100.00			
02 = OVER VOTES	0		03 = UNDER VOTES	6,401	

(CONTINUED FROM PREVIOUS PAGE)

	01	02	03
1801 CHOUTEAU 01	114	0	16
1802 CHOUTEAU 02	66	0	42
1803 CHOUTEAU 03	34	0	20
1804 CHOUTEAU 04	104	0	23
1805 CHOUTEAU 05	61	0	28
1806 CHOUTEAU 06	102	0	30
1901 WOOD RIVER 01	73	0	17
1902 WOOD RIVER 02	68	0	24
1903 WOOD RIVER 03	87	0	33
1904 WOOD RIVER 04	75	0	20
1905 WOOD RIVER 05	72	0	29
1906 WOOD RIVER 06	96	0	12
1907 WOOD RIVER 07	77	0	32
1908 WOOD RIVER 08	74	0	20
1909 WOOD RIVER 09	47	0	13
1910 WOOD RIVER 10	101	0	59
1911 WOOD RIVER 11	49	0	21
1912 WOOD RIVER 12	101	0	31
1913 WOOD RIVER 13	116	0	44
1914 WOOD RIVER 14	109	0	40
1915 WOOD RIVER 15	37	0	5
1916 WOOD RIVER 16	107	0	31
1917 WOOD RIVER 17	32	0	18
1918 WOOD RIVER 18	40	0	20
1919 WOOD RIVER 19	91	0	36
1920 WOOD RIVER 20	73	0	26
1921 WOOD RIVER 21	65	0	32
2001 FOSTER 01	116	0	48
2002 FOSTER 02	123	0	40
2003 FOSTER 03	92	0	21
2004 FOSTER 04	83	0	25
2101 VENICE 01	5	0	2
2102 VENICE 02	20	0	8
2103 VENICE 03	7	0	5
2104 VENICE 04	22	0	4
2201 GRANITE CITY 01	49	0	8
2202 GRANITE CITY 02	95	0	38
2203 GRANITE CITY 03	120	0	71
2204 GRANITE CITY 04	134	0	37
2205 GRANITE CITY 05	95	0	48
2206 GRANITE CITY 06	104	0	49
2207 GRANITE CITY 07	52	0	20
2208 GRANITE CITY 08	54	0	17
2209 GRANITE CITY 09	118	0	51
2210 GRANITE CITY 10	70	0	21
2211 GRANITE CITY 11	53	0	11
2212 GRANITE CITY 12	107	0	18
2213 GRANITE CITY 13	37	0	9
2214 GRANITE CITY 14	69	0	12
2215 GRANITE CITY 15	81	0	22
2216 GRANITE CITY 16	119	0	34
2217 GRANITE CITY 17	121	0	67
2301 ALTON 01	46	0	23
2302 ALTON 02	25	0	8

NUMBERED KEY CANVASS

2022 General Primary Election
 Madison County, Illinois
 June 28, 2022
 REPUBLICAN

Official Results

		VOTES	PERCENT			VOTES	PERCENT
COMPTROLLER STATE-WIDE							
Vote for not more than 1							
01 = SHANNON L. TERESI		17,502	100.00				
02 = OVER VOTES		0		03 = UNDER VOTES		6,401	
(CONTINUED FROM PREVIOUS PAGE)							
		01	02	03			
2303	ALTON 03	73	0	31			
2304	ALTON 04	28	0	19			
2305	ALTON 05	86	0	33			
2306	ALTON 06	55	0	20			
2307	ALTON 07	37	0	9			
2308	ALTON 08	35	0	9			
2309	ALTON 09	62	0	19			
2310	ALTON 10	84	0	30			
2311	ALTON 11	32	0	24			
2312	ALTON 12	66	0	26			
2313	ALTON 13	31	0	4			
2314	ALTON 14	106	0	29			
2315	ALTON 15	63	0	16			
2316	ALTON 16	37	0	18			
2317	ALTON 17	28	0	12			
2401	GODFREY 01	102	0	31			
2402	GODFREY 02	37	0	15			
2403	GODFREY 03	104	0	58			
2404	GODFREY 04	170	0	69			
2405	GODFREY 05	113	0	54			
2406	GODFREY 06	86	0	51			
2407	GODFREY 07	97	0	46			
2408	GODFREY 08	144	0	43			
2409	GODFREY 09	161	0	51			
2410	GODFREY 10	106	0	33			
2411	GODFREY 11	46	0	15			
2412	GODFREY 12	84	0	27			
2413	GODFREY 13	161	0	36			
2414	GODFREY 14	145	0	80			

	VOTES	PERCENT		VOTES	PERCENT
TREASURER STATE-WIDE					
Vote for not more than 1					
01 = TOM DEMMER	17,644	100.00			
02 = OVER VOTES	0		03 = UNDER VOTES	6,259	

	01	02	03
0101 HELVETIA 01	109	0	33
0102 HELVETIA 02	141	0	46
0103 HELVETIA 03	120	0	38
0104 HELVETIA 04	129	0	58
0105 HELVETIA 05	195	0	51
0106 HELVETIA 06	174	0	60
0201 SALINE 01	131	0	44
0202 SALINE 02	169	0	45
0203 SALINE 03	141	0	33
0204 SALINE 04	158	0	49
0205 SALINE 05	162	0	91
0301 LEEF 01	77	0	31
0401 NEW DOUGLAS 01	50	0	31
0501 ST. JACOB 01	158	0	62
0502 ST. JACOB 02	145	0	57
0601 MARINE 01	114	0	32
0602 MARINE 02	99	0	59
0701 ALHAMBRA 01	200	0	86
0801 OLIVE 01	98	0	62
0802 OLIVE 02	44	0	17
0901 JARVIS 01	88	0	41
0902 JARVIS 02	96	0	13
0903 JARVIS 03	113	0	33
0904 JARVIS 04	126	0	36
0905 JARVIS 05	88	0	32
0906 JARVIS 06	101	0	19
0907 JARVIS 07	80	0	26
0908 JARVIS 08	95	0	34
0909 JARVIS 09	128	0	45
0910 JARVIS 10	160	0	47
0911 JARVIS 11	113	0	21
0912 JARVIS 12	56	0	29
1001 PIN OAK 01	139	0	47
1002 PIN OAK 02	101	0	72
1003 PIN OAK 03	165	0	69
1101 HAMEL 01	132	0	51
1102 HAMEL 02	151	0	72
1201 OMPHGENT 01	186	0	61
1202 OMPHGENT 02	97	0	35
1301 COLLINSVILLE 01	75	0	27
1302 COLLINSVILLE 02	86	0	30
1303 COLLINSVILLE 03	102	0	28
1304 COLLINSVILLE 04	61	0	11
1305 COLLINSVILLE 05	86	0	21
1306 COLLINSVILLE 06	53	0	11
1307 COLLINSVILLE 07	129	0	28
1308 COLLINSVILLE 08	97	0	39
1309 COLLINSVILLE 09	116	0	54
1310 COLLINSVILLE 10	123	0	42
1311 COLLINSVILLE 11	155	0	55
1312 COLLINSVILLE 12	125	0	42
1313 COLLINSVILLE 13	49	0	18
1314 COLLINSVILLE 14	99	0	27
1315 COLLINSVILLE 15	99	0	40

	VOTES	PERCENT		VOTES	PERCENT
TREASURER STATE-WIDE					
Vote for not more than 1					
01 = TOM DEMMER	17,644	100.00			
02 = OVER VOTES	0		03 = UNDER VOTES	6,259	

(CONTINUED FROM PREVIOUS PAGE)

	01	02	03
1316 COLLINSVILLE 16	81	0	16
1317 COLLINSVILLE 17	121	0	51
1318 COLLINSVILLE 18	113	0	59
1319 COLLINSVILLE 19	76	0	26
1320 COLLINSVILLE 20	131	0	39
1321 COLLINSVILLE 21	138	0	42
1322 COLLINSVILLE 22	75	0	14
1323 COLLINSVILLE 23	112	0	36
1324 COLLINSVILLE 24	85	0	25
1325 COLLINSVILLE 25	93	0	37
1401 EDWARDSVILLE 01	118	0	44
1402 EDWARDSVILLE 02	65	0	23
1403 EDWARDSVILLE 03	71	0	32
1404 EDWARDSVILLE 04	70	0	20
1405 EDWARDSVILLE 05	39	0	23
1406 EDWARDSVILLE 06	93	0	50
1407 EDWARDSVILLE 07	93	0	33
1408 EDWARDSVILLE 08	94	0	32
1409 EDWARDSVILLE 09	33	0	17
1410 EDWARDSVILLE 10	112	0	54
1411 EDWARDSVILLE 11	75	0	36
1412 EDWARDSVILLE 12	24	0	8
1413 EDWARDSVILLE 13	92	0	51
1414 EDWARDSVILLE 14	67	0	25
1415 EDWARDSVILLE 15	56	0	22
1416 EDWARDSVILLE 16	92	0	39
1417 EDWARDSVILLE 17	125	0	50
1418 EDWARDSVILLE 18	130	0	43
1419 EDWARDSVILLE 19	101	0	42
1420 EDWARDSVILLE 20	108	0	39
1421 EDWARDSVILLE 21	93	0	49
1422 EDWARDSVILLE 22	68	0	23
1423 EDWARDSVILLE 23	46	0	24
1424 EDWARDSVILLE 24	56	0	24
1425 EDWARDSVILLE 25	58	0	25
1426 EDWARDSVILLE 26	64	0	22
1501 FORT RUSSELL 01	152	0	51
1502 FORT RUSSELL 02	91	0	23
1503 FORT RUSSELL 03	113	0	29
1504 FORT RUSSELL 04	143	0	35
1505 FORT RUSSELL 05	62	0	26
1506 FORT RUSSELL 06	131	0	36
1507 FORT RUSSELL 07	112	0	41
1601 MORO 01	111	0	39
1602 MORO 02	126	0	36
1603 MORO 03	139	0	40
1701 NAMEOKI 01	112	0	26
1702 NAMEOKI 02	17	0	4
1703 NAMEOKI 03	105	0	51
1704 NAMEOKI 04	25	0	7
1705 NAMEOKI 05	62	0	16
1706 NAMEOKI 06	111	0	42
1707 NAMEOKI 07	69	0	36
1708 NAMEOKI 08	68	0	14

	VOTES	PERCENT		VOTES	PERCENT
TREASURER STATE-WIDE					
Vote for not more than 1					
01 = TOM DEMMER	17,644	100.00			
02 = OVER VOTES	0		03 = UNDER VOTES	6,259	

(CONTINUED FROM PREVIOUS PAGE)

	01	02	03
1801 CHOUTEAU 01	116	0	14
1802 CHOUTEAU 02	65	0	43
1803 CHOUTEAU 03	37	0	17
1804 CHOUTEAU 04	100	0	27
1805 CHOUTEAU 05	63	0	26
1806 CHOUTEAU 06	101	0	31
1901 WOOD RIVER 01	72	0	18
1902 WOOD RIVER 02	70	0	22
1903 WOOD RIVER 03	89	0	31
1904 WOOD RIVER 04	74	0	21
1905 WOOD RIVER 05	75	0	26
1906 WOOD RIVER 06	91	0	17
1907 WOOD RIVER 07	76	0	33
1908 WOOD RIVER 08	73	0	21
1909 WOOD RIVER 09	46	0	14
1910 WOOD RIVER 10	111	0	49
1911 WOOD RIVER 11	53	0	17
1912 WOOD RIVER 12	99	0	33
1913 WOOD RIVER 13	122	0	38
1914 WOOD RIVER 14	105	0	44
1915 WOOD RIVER 15	39	0	3
1916 WOOD RIVER 16	108	0	30
1917 WOOD RIVER 17	35	0	15
1918 WOOD RIVER 18	39	0	21
1919 WOOD RIVER 19	85	0	42
1920 WOOD RIVER 20	73	0	26
1921 WOOD RIVER 21	66	0	31
2001 FOSTER 01	118	0	46
2002 FOSTER 02	124	0	39
2003 FOSTER 03	89	0	24
2004 FOSTER 04	87	0	21
2101 VENICE 01	6	0	1
2102 VENICE 02	20	0	8
2103 VENICE 03	6	0	6
2104 VENICE 04	22	0	4
2201 GRANITE CITY 01	50	0	7
2202 GRANITE CITY 02	92	0	41
2203 GRANITE CITY 03	124	0	67
2204 GRANITE CITY 04	135	0	36
2205 GRANITE CITY 05	97	0	46
2206 GRANITE CITY 06	102	0	51
2207 GRANITE CITY 07	53	0	19
2208 GRANITE CITY 08	56	0	15
2209 GRANITE CITY 09	115	0	54
2210 GRANITE CITY 10	70	0	21
2211 GRANITE CITY 11	52	0	12
2212 GRANITE CITY 12	106	0	19
2213 GRANITE CITY 13	39	0	7
2214 GRANITE CITY 14	65	0	16
2215 GRANITE CITY 15	79	0	24
2216 GRANITE CITY 16	118	0	35
2217 GRANITE CITY 17	120	0	68
2301 ALTON 01	46	0	23
2302 ALTON 02	25	0	8

NUMBERED KEY CANVASS

2022 General Primary Election
 Madison County, Illinois
 June 28, 2022
 REPUBLICAN

Official Results

TREASURER STATE-WIDE

Vote for not more than 1

01 = TOM DEMMER

02 = OVER VOTES

VOTES PERCENT

17,644 100.00

0

03 = UNDER VOTES

VOTES PERCENT

6,259

(CONTINUED FROM PREVIOUS PAGE)

	01	02	03
2303 ALTON 03	76	0	28
2304 ALTON 04	36	0	11
2305 ALTON 05	84	0	35
2306 ALTON 06	61	0	14
2307 ALTON 07	37	0	9
2308 ALTON 08	37	0	7
2309 ALTON 09	61	0	20
2310 ALTON 10	84	0	30
2311 ALTON 11	32	0	24
2312 ALTON 12	66	0	26
2313 ALTON 13	28	0	7
2314 ALTON 14	106	0	29
2315 ALTON 15	69	0	10
2316 ALTON 16	40	0	15
2317 ALTON 17	31	0	9
2401 GODFREY 01	99	0	34
2402 GODFREY 02	42	0	10
2403 GODFREY 03	103	0	59
2404 GODFREY 04	173	0	66
2405 GODFREY 05	119	0	48
2406 GODFREY 06	91	0	46
2407 GODFREY 07	102	0	41
2408 GODFREY 08	147	0	40
2409 GODFREY 09	163	0	49
2410 GODFREY 10	108	0	31
2411 GODFREY 11	42	0	19
2412 GODFREY 12	90	0	21
2413 GODFREY 13	164	0	33
2414 GODFREY 14	153	0	72

	VOTES	PERCENT		VOTES	PERCENT
REPRESENTATIVE IN CONGRESS 13TH CONGRESSIONAL DISTRICT					
Vote for not more than 1					
01 = REGAN DEERING	3,635	30.76	04 = TERRY MARTIN	1,014	8.58
02 = MATT HAUSMAN	3,329	28.17	05 = OVER VOTES	6	
03 = JESSE REISING	3,841	32.50	06 = UNDER VOTES	1,500	

	01	02	03	04	05	06
1301 COLLINSVILLE 01	14	14	6	6	0	1
1302 COLLINSVILLE 02	36	31	32	11	0	6
1303 COLLINSVILLE 03	42	29	36	12	1	10
1304 COLLINSVILLE 04	20	18	19	8	0	7
1305 COLLINSVILLE 05	20	27	45	8	0	7
1306 COLLINSVILLE 06	14	15	28	6	0	1
1307 COLLINSVILLE 07	48	45	43	10	0	11
1310 COLLINSVILLE 10	47	34	54	14	0	16
1311 COLLINSVILLE 11	60	39	77	19	0	15
1313 COLLINSVILLE 13	20	17	18	5	0	7
1314 COLLINSVILLE 14	37	30	40	7	0	12
1317 COLLINSVILLE 17	49	37	57	9	0	20
1319 COLLINSVILLE 19	38	18	28	5	0	13
1320 COLLINSVILLE 20	3	1	0	0	0	0
1321 COLLINSVILLE 21	60	40	51	9	0	20
1322 COLLINSVILLE 22	26	17	35	6	0	5
1323 COLLINSVILLE 23	56	26	42	12	0	12
1324 COLLINSVILLE 24	34	16	37	14	0	9
1325 COLLINSVILLE 25	40	19	55	3	0	13
1401 EDWARDSVILLE 01	64	33	44	7	0	14
1402 EDWARDSVILLE 02	22	23	23	8	0	12
1403 EDWARDSVILLE 03	23	22	37	5	0	16
1404 EDWARDSVILLE 04	28	18	21	11	0	12
1405 EDWARDSVILLE 05	18	13	22	3	0	6
1406 EDWARDSVILLE 06	30	39	53	4	0	17
1407 EDWARDSVILLE 07	33	25	38	8	0	22
1408 EDWARDSVILLE 08	27	23	54	10	0	12
1409 EDWARDSVILLE 09	13	10	18	1	0	8
1410 EDWARDSVILLE 10	64	28	45	8	0	21
1411 EDWARDSVILLE 11	33	23	33	9	0	13
1412 EDWARDSVILLE 12	5	9	14	1	0	3
1413 EDWARDSVILLE 13	39	26	42	10	0	26
1414 EDWARDSVILLE 14	22	22	30	12	0	6
1415 EDWARDSVILLE 15	23	16	26	7	0	6
1416 EDWARDSVILLE 16	40	20	46	10	0	15
1417 EDWARDSVILLE 17	40	50	54	13	0	18
1418 EDWARDSVILLE 18	60	27	50	11	0	25
1419 EDWARDSVILLE 19	39	35	35	3	0	31
1420 EDWARDSVILLE 20	42	25	47	18	0	15
1421 EDWARDSVILLE 21	40	32	37	9	0	24
1422 EDWARDSVILLE 22	26	26	22	7	0	10
1423 EDWARDSVILLE 23	21	16	18	5	0	10
1424 EDWARDSVILLE 24	20	16	21	7	0	16
1425 EDWARDSVILLE 25	20	21	25	9	0	8
1426 EDWARDSVILLE 26	31	14	18	13	0	10
1501 FORT RUSSELL 01	57	41	64	13	0	28
1502 FORT RUSSELL 02	36	30	33	5	0	10
1503 FORT RUSSELL 03	44	43	34	9	0	12
1504 FORT RUSSELL 04	41	41	62	15	0	19
1505 FORT RUSSELL 05	34	15	24	6	0	9
1506 FORT RUSSELL 06	46	42	52	9	0	18
1507 FORT RUSSELL 07	0	0	0	0	0	0
1601 MORO 01	50	27	43	12	0	18

				VOTES	PERCENT		
REPRESENTATIVE IN CONGRESS 13TH CONGRESSIONAL DISTRICT						VOTES	PERCENT
Vote for not more than 1							
01 = REGAN DEERING	3,635	30.76	04 = TERRY MARTIN	1,014	8.58		
02 = MATT HAUSMAN	3,329	28.17	05 = OVER VOTES	6			
03 = JESSE REISING	3,841	32.50	06 = UNDER VOTES	1,500			

(CONTINUED FROM PREVIOUS PAGE)	01	02	03	04	05	06
1602 MORO 02	46	19	41	8	0	14
1701 NAMEOKI 01	33	45	38	10	0	12
1702 NAMEOKI 02	5	5	6	2	0	3
1703 NAMEOKI 03	47	39	38	9	0	23
1704 NAMEOKI 04	9	10	6	3	0	4
1705 NAMEOKI 05	15	19	31	5	0	8
1706 NAMEOKI 06	42	36	38	21	0	16
1707 NAMEOKI 07	24	28	28	12	0	13
1708 NAMEOKI 08	22	13	23	11	0	13
1801 CHOUTEAU 01	25	39	46	11	0	9
1802 CHOUTEAU 02	26	31	32	7	0	12
1803 CHOUTEAU 03	17	17	15	1	0	4
1804 CHOUTEAU 04	28	43	27	14	0	15
1805 CHOUTEAU 05	18	24	20	14	1	12
1806 CHOUTEAU 06	35	41	33	11	0	12
1901 WOOD RIVER 01	26	22	27	5	0	10
1902 WOOD RIVER 02	24	21	27	13	0	7
1903 WOOD RIVER 03	29	26	41	11	0	13
1904 WOOD RIVER 04	34	22	22	7	0	10
1905 WOOD RIVER 05	27	29	24	7	0	14
1906 WOOD RIVER 06	36	36	19	10	0	7
1907 WOOD RIVER 07	23	32	32	7	0	15
1908 WOOD RIVER 08	28	31	15	3	0	17
1909 WOOD RIVER 09	17	20	18	3	0	2
1910 WOOD RIVER 10	40	29	54	12	0	25
1911 WOOD RIVER 11	19	17	18	7	0	9
1912 WOOD RIVER 12	38	31	44	3	0	16
1913 WOOD RIVER 13	43	48	47	7	0	15
1914 WOOD RIVER 14	41	43	38	10	0	17
1915 WOOD RIVER 15	7	15	13	5	0	2
1916 WOOD RIVER 16	40	38	39	6	0	15
1917 WOOD RIVER 17	9	17	9	8	0	7
1918 WOOD RIVER 18	14	20	14	5	0	7
1919 WOOD RIVER 19	32	37	32	3	3	20
1920 WOOD RIVER 20	23	30	25	6	0	15
1921 WOOD RIVER 21	25	33	20	5	0	14
2001 FOSTER 01	39	41	60	9	0	15
2002 FOSTER 02	9	13	20	4	0	1
2003 FOSTER 03	32	29	36	3	0	13
2101 VENICE 01	4	0	1	2	0	0
2102 VENICE 02	7	7	10	0	0	4
2103 VENICE 03	3	4	3	0	0	2
2104 VENICE 04	5	8	8	3	0	2
2201 GRANITE CITY 01	22	19	9	4	0	3
2202 GRANITE CITY 02	25	37	36	13	0	22
2203 GRANITE CITY 03	35	62	36	17	1	40
2204 GRANITE CITY 04	39	45	46	14	0	27
2205 GRANITE CITY 05	33	37	41	10	0	22
2206 GRANITE CITY 06	40	43	26	17	0	27
2207 GRANITE CITY 07	18	25	14	7	0	8
2208 GRANITE CITY 08	12	21	23	10	0	5
2209 GRANITE CITY 09	42	43	41	14	0	29
2210 GRANITE CITY 10	24	31	24	7	0	5

	VOTES	PERCENT		VOTES	PERCENT
REPRESENTATIVE IN CONGRESS 13TH CONGRESSIONAL DISTRICT					
Vote for not more than 1					
01 = REGAN DEERING	3,635	30.76	04 = TERRY MARTIN	1,014	8.58
02 = MATT HAUSMAN	3,329	28.17	05 = OVER VOTES	6	
03 = JESSE REISING	3,841	32.50	06 = UNDER VOTES	1,500	

(CONTINUED FROM PREVIOUS PAGE)

	01	02	03	04	05	06
2211 GRANITE CITY 11	13	27	16	5	0	3
2212 GRANITE CITY 12	30	37	33	14	0	11
2213 GRANITE CITY 13	15	11	15	5	0	0
2214 GRANITE CITY 14	19	23	30	7	0	2
2215 GRANITE CITY 15	32	29	26	7	0	9
2216 GRANITE CITY 16	40	41	42	18	0	12
2217 GRANITE CITY 17	47	47	46	15	0	33
2301 ALTON 01	14	21	25	4	0	4
2302 ALTON 02	10	11	6	3	0	3
2303 ALTON 03	0	1	0	0	0	0
2304 ALTON 04	14	16	13	0	0	4
2305 ALTON 05	10	17	15	6	0	5
2306 ALTON 06	22	21	20	3	0	9
2307 ALTON 07	15	16	9	3	0	3
2308 ALTON 08	11	14	9	7	0	3
2309 ALTON 09	16	25	23	9	0	8
2310 ALTON 10	26	40	29	8	0	11
2311 ALTON 11	12	18	10	4	0	12
2312 ALTON 12	28	18	31	6	0	9
2313 ALTON 13	8	8	10	4	0	5
2314 ALTON 14	37	34	42	10	0	12
2315 ALTON 15	21	21	27	8	0	2
2316 ALTON 16	11	15	19	5	0	5
2317 ALTON 17	13	8	10	3	0	6
2402 GODFREY 02	20	15	13	2	0	2

REPRESENTATIVE IN CONGRESS 15TH CONGRESSIONAL DISTRICT	VOTES PERCENT				VOTES	PERCENT
Vote for not more than 1						
01 = RODNEY DAVIS			4,017	39.14	03 = OVER VOTES	6
02 = MARY MILLER			6,245	60.86	04 = UNDER VOTES	312
	01	02	03	04		
0101 HELVETIA 01	39	99	0	4		
0102 HELVETIA 02	55	122	0	10		
0103 HELVETIA 03	33	118	0	7		
0104 HELVETIA 04	61	122	0	4		
0105 HELVETIA 05	73	163	0	10		
0106 HELVETIA 06	81	148	1	4		
0201 SALINE 01	46	124	0	5		
0202 SALINE 02	57	146	0	11		
0203 SALINE 03	58	109	0	7		
0204 SALINE 04	59	145	0	3		
0205 SALINE 05	80	155	0	18		
0301 LEEF 01	49	58	0	1		
0401 NEW DOUGLAS 01	33	47	0	1		
0501 ST. JACOB 01	55	161	0	4		
0502 ST. JACOB 02	54	141	0	7		
0601 MARINE 01	45	99	0	2		
0602 MARINE 02	50	106	0	2		
0701 ALHAMBRA 01	98	181	0	7		
0801 OLIVE 01	59	92	0	9		
0802 OLIVE 02	29	31	0	1		
0901 JARVIS 01	50	75	0	4		
0902 JARVIS 02	35	70	0	4		
0903 JARVIS 03	47	96	0	3		
0904 JARVIS 04	53	101	0	8		
0905 JARVIS 05	41	76	0	3		
0906 JARVIS 06	42	77	0	1		
0907 JARVIS 07	40	64	0	2		
0908 JARVIS 08	44	83	0	2		
0909 JARVIS 09	77	89	0	7		
0910 JARVIS 10	78	120	0	9		
0911 JARVIS 11	54	77	0	3		
0912 JARVIS 12	34	48	0	3		
1001 PIN OAK 01	76	106	0	4		
1002 PIN OAK 02	73	88	0	12		
1003 PIN OAK 03	87	141	0	6		
1101 HAMEL 01	77	102	0	4		
1102 HAMEL 02	79	140	0	4		
1201 OMPHGENT 01	110	131	0	6		
1202 OMPHGENT 02	54	76	0	2		
1301 COLLINSVILLE 01	19	41	0	1		
1308 COLLINSVILLE 08	45	89	0	2		
1309 COLLINSVILLE 09	48	114	0	8		
1312 COLLINSVILLE 12	63	97	0	7		
1315 COLLINSVILLE 15	69	63	0	9		
1316 COLLINSVILLE 16	31	64	0	2		
1318 COLLINSVILLE 18	57	113	0	2		
1320 COLLINSVILLE 20	51	110	0	5		
1507 FORT RUSSELL 07	67	82	0	4		
1602 MORO 02	15	19	0	0		
1603 MORO 03	59	116	0	4		
2002 FOSTER 02	49	67	0	0		
2004 FOSTER 04	41	63	0	4		
2301 ALTON 01	0	1	0	0		
2303 ALTON 03	44	54	0	5		

	VOTES	PERCENT		VOTES	PERCENT
REPRESENTATIVE IN CONGRESS 15TH CONGRESSIONAL DISTRICT					
Vote for not more than 1					
01 = RODNEY DAVIS	4,017	39.14	03 = OVER VOTES	6	
02 = MARY MILLER	6,245	60.86	04 = UNDER VOTES	312	

(CONTINUED FROM PREVIOUS PAGE)

	01	02	03	04
2305 ALTON 05	32	32	0	2
2401 GODFREY 01	71	57	1	4
2403 GODFREY 03	99	56	2	5
2404 GODFREY 04	132	102	0	5
2405 GODFREY 05	91	71	0	5
2406 GODFREY 06	56	77	0	4
2407 GODFREY 07	77	65	0	1
2408 GODFREY 08	88	92	0	7
2409 GODFREY 09	96	112	1	3
2410 GODFREY 10	69	65	0	5
2411 GODFREY 11	23	35	0	3
2412 GODFREY 12	58	50	1	2
2413 GODFREY 13	96	98	0	3
2414 GODFREY 14	106	113	0	6

NUMBERED KEY CANVASS

2022 General Primary Election
 Madison County, Illinois
 June 28, 2022
 REPUBLICAN

Official Results

STATE SENATOR 50TH LEGISLATIVE DISTRICT

Vote for not more than 1

01 = JIL TRACY

02 = OVER VOTES

VOTES PERCENT

2,673 100.00
 0

03 = UNDER VOTES

VOTES PERCENT

569

	01	02	03
1503 FORT RUSSELL 03	129	0	13
1504 FORT RUSSELL 04	148	0	26
1505 FORT RUSSELL 05	68	0	20
1506 FORT RUSSELL 06	73	0	15
1507 FORT RUSSELL 07	129	0	24
1601 MORO 01	120	0	30
1602 MORO 02	140	0	22
1603 MORO 03	148	0	31
2001 FOSTER 01	131	0	33
2002 FOSTER 02	138	0	24
2003 FOSTER 03	97	0	16
2004 FOSTER 04	91	0	17
2401 GODFREY 01	17	0	3
2403 GODFREY 03	15	0	10
2404 GODFREY 04	192	0	47
2407 GODFREY 07	107	0	36
2408 GODFREY 08	155	0	32
2409 GODFREY 09	173	0	39
2410 GODFREY 10	111	0	28
2411 GODFREY 11	53	0	8
2412 GODFREY 12	96	0	15
2413 GODFREY 13	174	0	23
2414 GODFREY 14	168	0	57