



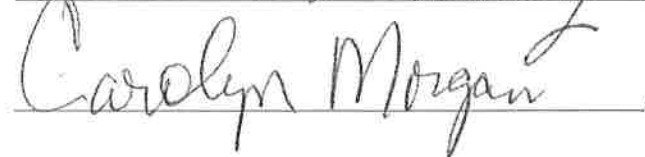
CANVASS CERTIFICATION

We, the undersigned Canvassing Board of the County of Madison, State of Illinois do hereby certify that the attached Election results are a true and correct tabulation of the votes cast in the various precincts at the General Primary Election held on June 28, 2022 for the Candidates and Referenda herein set forth.

Dated: July 18, 2022

 Madison County Clerk

, Republican Canvass Board Member

, Democratic Canvass Board Member

STATE SENATOR 56TH LEGISLATIVE DISTRICT

VOTES PERCENT

VOTES PERCENT

Vote for not more than 1

01 = RACHELLE AUD CROWE

02 = OVER VOTES

8,163 100.00
 0

03 = UNDER VOTES

663

	01	02	03
1301 COLLINSVILLE 01	50	0	4
1302 COLLINSVILLE 02	73	0	3
1303 COLLINSVILLE 03	48	0	2
1304 COLLINSVILLE 04	71	0	4
1305 COLLINSVILLE 05	49	0	3
1306 COLLINSVILLE 06	62	0	2
1307 COLLINSVILLE 07	71	0	6
1308 COLLINSVILLE 08	60	0	2
1309 COLLINSVILLE 09	29	0	2
1310 COLLINSVILLE 10	92	0	10
1311 COLLINSVILLE 11	86	0	6
1312 COLLINSVILLE 12	21	0	1
1313 COLLINSVILLE 13	61	0	7
1314 COLLINSVILLE 14	51	0	3
1315 COLLINSVILLE 15	48	0	9
1316 COLLINSVILLE 16	34	0	1
1317 COLLINSVILLE 17	92	0	7
1319 COLLINSVILLE 19	29	0	6
1320 COLLINSVILLE 20	54	0	4
1321 COLLINSVILLE 21	69	0	3
1322 COLLINSVILLE 22	80	0	2
1323 COLLINSVILLE 23	80	0	3
1324 COLLINSVILLE 24	70	0	6
1325 COLLINSVILLE 25	56	0	7
1401 EDWARDSVILLE 01	142	0	13
1402 EDWARDSVILLE 02	130	0	6
1403 EDWARDSVILLE 03	112	0	10
1404 EDWARDSVILLE 04	105	0	5
1405 EDWARDSVILLE 05	105	0	9
1406 EDWARDSVILLE 06	91	0	5
1407 EDWARDSVILLE 07	92	0	6
1408 EDWARDSVILLE 08	125	0	11
1409 EDWARDSVILLE 09	88	0	6
1410 EDWARDSVILLE 10	99	0	4
1411 EDWARDSVILLE 11	88	0	10
1412 EDWARDSVILLE 12	18	0	1
1413 EDWARDSVILLE 13	76	0	2
1414 EDWARDSVILLE 14	138	0	7
1415 EDWARDSVILLE 15	102	0	12
1416 EDWARDSVILLE 16	122	0	6
1417 EDWARDSVILLE 17	95	0	8
1418 EDWARDSVILLE 18	74	0	5
1419 EDWARDSVILLE 19	58	0	5
1420 EDWARDSVILLE 20	82	0	6
1421 EDWARDSVILLE 21	75	0	3
1422 EDWARDSVILLE 22	60	0	4
1423 EDWARDSVILLE 23	104	0	4
1424 EDWARDSVILLE 24	44	0	6
1425 EDWARDSVILLE 25	68	0	6
1426 EDWARDSVILLE 26	50	0	1
1501 FORT RUSSELL 01	32	0	3
1502 FORT RUSSELL 02	33	0	3
1504 FORT RUSSELL 04	0	0	0
1506 FORT RUSSELL 06	20	0	0

STATE SENATOR 56TH LEGISLATIVE DISTRICT

Vote for not more than 1

01 = RACHELLE AUD CROWE

02 = OVER VOTES

VOTES PERCENT

VOTES PERCENT

8,163 100.00
 0

03 = UNDER VOTES

663

(CONTINUED FROM PREVIOUS PAGE)

	01	02	03
1701 NAMEOKI 01	42	0	2
1702 NAMEOKI 02	66	0	6
1703 NAMEOKI 03	59	0	6
1704 NAMEOKI 04	15	0	1
1705 NAMEOKI 05	33	0	5
1706 NAMEOKI 06	37	0	5
1707 NAMEOKI 07	60	0	6
1708 NAMEOKI 08	25	0	4
1801 CHOUTEAU 01	43	0	1
1802 CHOUTEAU 02	36	0	2
1803 CHOUTEAU 03	24	0	3
1804 CHOUTEAU 04	29	0	1
1805 CHOUTEAU 05	34	0	3
1806 CHOUTEAU 06	40	0	7
1901 WOOD RIVER 01	38	0	4
1902 WOOD RIVER 02	49	0	1
1903 WOOD RIVER 03	54	0	2
1904 WOOD RIVER 04	64	0	3
1905 WOOD RIVER 05	43	0	0
1906 WOOD RIVER 06	62	0	0
1907 WOOD RIVER 07	53	0	9
1908 WOOD RIVER 08	63	0	1
1909 WOOD RIVER 09	33	0	2
1910 WOOD RIVER 10	97	0	10
1911 WOOD RIVER 11	40	0	4
1912 WOOD RIVER 12	45	0	4
1913 WOOD RIVER 13	63	0	6
1914 WOOD RIVER 14	65	0	5
1915 WOOD RIVER 15	20	0	1
1916 WOOD RIVER 16	42	0	2
1917 WOOD RIVER 17	24	0	0
1918 WOOD RIVER 18	35	0	2
1919 WOOD RIVER 19	62	0	8
1920 WOOD RIVER 20	40	0	2
1921 WOOD RIVER 21	54	0	12
2002 FOSTER 02	0	0	0
2102 VENICE 02	11	0	3
2201 GRANITE CITY 01	46	0	5
2202 GRANITE CITY 02	97	0	9
2203 GRANITE CITY 03	91	0	17
2204 GRANITE CITY 04	102	0	5
2205 GRANITE CITY 05	75	0	8
2206 GRANITE CITY 06	76	0	10
2207 GRANITE CITY 07	55	0	10
2208 GRANITE CITY 08	32	0	2
2209 GRANITE CITY 09	75	0	10
2210 GRANITE CITY 10	67	0	6
2211 GRANITE CITY 11	56	0	4
2212 GRANITE CITY 12	63	0	3
2213 GRANITE CITY 13	49	0	7
2214 GRANITE CITY 14	71	0	6
2215 GRANITE CITY 15	60	0	6
2216 GRANITE CITY 16	60	0	2
2217 GRANITE CITY 17	93	0	13

	VOTES	PERCENT		VOTES	PERCENT
STATE SENATOR 56TH LEGISLATIVE DISTRICT					
Vote for not more than 1					
01 = RACHELLE AUD CROWE	8,163	100.00			
02 = OVER VOTES	0		03 = UNDER VOTES	663	

(CONTINUED FROM PREVIOUS PAGE)

	01	02	03
2301 ALTON 01	87	0	10
2302 ALTON 02	27	0	1
2303 ALTON 03	94	0	8
2304 ALTON 04	52	0	9
2305 ALTON 05	73	0	3
2306 ALTON 06	64	0	5
2307 ALTON 07	79	0	12
2308 ALTON 08	53	0	1
2309 ALTON 09	85	0	7
2310 ALTON 10	60	0	4
2311 ALTON 11	106	0	8
2312 ALTON 12	113	0	4
2313 ALTON 13	101	0	11
2314 ALTON 14	60	0	3
2315 ALTON 15	82	0	11
2316 ALTON 16	58	0	5
2317 ALTON 17	101	0	7
2401 GODFREY 01	50	0	5
2402 GODFREY 02	24	0	2
2403 GODFREY 03	49	0	3
2405 GODFREY 05	56	0	6
2406 GODFREY 06	57	0	12

NUMBERED KEY CANVASS

2022 General Primary Election
Madison County, Illinois
June 28, 2022
DEMOCRATIC

Official Results

STATE SENATOR 57TH LEGISLATIVE DISTRICT				VOTES	PERCENT	VOTES	PERCENT
Vote for not more than 1							
01 = CHRISTOPHER BELT				749	100.00		
02 = OVER VOTES				0		03 = UNDER VOTES	99
	01	02	03				
2101 VENICE 01	318	0	43				
2102 VENICE 02	20	0	0				
2103 VENICE 03	248	0	26				
2104 VENICE 04	163	0	30				

REP. GENERAL ASSEMBLY 100TH REPRESENTATIVE DISTRICT	VOTES			PERCENT	VOTES			PERCENT
Vote for not more than 1								
01 = NO CANDIDATE FILED				0				
02 = OVER VOTES				0	03 = UNDER VOTES			1,093
	01	02	03					
1503 FORT RUSSELL 03	0	0	53					
1504 FORT RUSSELL 04	0	0	66					
1505 FORT RUSSELL 05	0	0	14					
1506 FORT RUSSELL 06	0	0	25					
1507 FORT RUSSELL 07	0	0	55					
1601 MORO 01	0	0	45					
1602 MORO 02	0	0	44					
1603 MORO 03	0	0	71					
2001 FOSTER 01	0	0	67					
2002 FOSTER 02	0	0	55					
2003 FOSTER 03	0	0	39					
2004 FOSTER 04	0	0	32					
2401 GODFREY 01	0	0	8					
2403 GODFREY 03	0	0	12					
2404 GODFREY 04	0	0	63					
2407 GODFREY 07	0	0	62					
2408 GODFREY 08	0	0	65					
2409 GODFREY 09	0	0	64					
2410 GODFREY 10	0	0	60					
2411 GODFREY 11	0	0	13					
2412 GODFREY 12	0	0	51					
2413 GODFREY 13	0	0	56					
2414 GODFREY 14	0	0	73					

	VOTES PERCENT			VOTES PERCENT	
REP. GENERAL ASSEMBLY 109TH REPRESENTITIVE DISTRICT					
Vote for not more than 1					
01 = NO CANDIDATE FILED			0		
02 = OVER VOTES			0	03 = UNDER VOTES	1,905
	01	02	03		
0101 HELVETIA 01	0	0	28		
0102 HELVETIA 02	0	0	55		
0103 HELVETIA 03	0	0	52		
0104 HELVETIA 04	0	0	38		
0105 HELVETIA 05	0	0	49		
0106 HELVETIA 06	0	0	52		
0201 SALINE 01	0	0	41		
0202 SALINE 02	0	0	44		
0203 SALINE 03	0	0	41		
0204 SALINE 04	0	0	31		
0205 SALINE 05	0	0	54		
0301 LEEF 01	0	0	13		
0401 NEW DOUGLAS 01	0	0	17		
0501 ST. JACOB 01	0	0	63		
0502 ST. JACOB 02	0	0	38		
0601 MARINE 01	0	0	42		
0602 MARINE 02	0	0	22		
0701 ALHAMBRA 01	0	0	86		
0801 OLIVE 01	0	0	57		
0802 OLIVE 02	0	0	25		
0901 JARVIS 01	0	0	50		
0902 JARVIS 02	0	0	34		
0903 JARVIS 03	0	0	35		
0904 JARVIS 04	0	0	44		
0905 JARVIS 05	0	0	39		
0906 JARVIS 06	0	0	27		
0907 JARVIS 07	0	0	28		
0908 JARVIS 08	0	0	29		
0909 JARVIS 09	0	0	57		
0910 JARVIS 10	0	0	34		
0911 JARVIS 11	0	0	34		
0912 JARVIS 12	0	0	36		
1001 PIN OAK 01	0	0	54		
1002 PIN OAK 02	0	0	78		
1003 PIN OAK 03	0	0	60		
1101 HAMEL 01	0	0	35		
1102 HAMEL 02	0	0	72		
1201 OMPHGENT 01	0	0	47		
1202 OMPHGENT 02	0	0	38		
1309 COLLINSVILLE 09	0	0	39		
1312 COLLINSVILLE 12	0	0	40		
1318 COLLINSVILLE 18	0	0	75		
1320 COLLINSVILLE 20	0	0	20		
1501 FORT RUSSELL 01	0	0	52		

	VOTES	PERCENT		VOTES	PERCENT
REP. GENERAL ASSEMBLY 111TH REPRESENTATIVE DISTRICT					
Vote for not more than 1					
01 = JOE SILKWOOD	4,546	100.00			
02 = OVER VOTES	0		03 = UNDER VOTES	431	

	01	02	03
1310 COLLINSVILLE 10	92	0	10
1317 COLLINSVILLE 17	12	0	4
1321 COLLINSVILLE 21	44	0	0
1323 COLLINSVILLE 23	29	0	1
1407 EDWARDSVILLE 07	90	0	7
1410 EDWARDSVILLE 10	97	0	6
1411 EDWARDSVILLE 11	55	0	2
1412 EDWARDSVILLE 12	7	0	1
1418 EDWARDSVILLE 18	76	0	3
1420 EDWARDSVILLE 20	37	0	5
1422 EDWARDSVILLE 22	62	0	2
1425 EDWARDSVILLE 25	1	0	0
1501 FORT RUSSELL 01	29	0	6
1502 FORT RUSSELL 02	34	0	2
1504 FORT RUSSELL 04	0	0	0
1506 FORT RUSSELL 06	20	0	0
1701 NAMEOKI 01	40	0	4
1703 NAMEOKI 03	58	0	7
1705 NAMEOKI 05	35	0	3
1706 NAMEOKI 06	34	0	8
1707 NAMEOKI 07	0	0	0
1708 NAMEOKI 08	24	0	5
1801 CHOUTEAU 01	44	0	0
1802 CHOUTEAU 02	34	0	4
1803 CHOUTEAU 03	24	0	3
1804 CHOUTEAU 04	30	0	0
1805 CHOUTEAU 05	35	0	2
1806 CHOUTEAU 06	41	0	6
1901 WOOD RIVER 01	39	0	3
1902 WOOD RIVER 02	50	0	0
1903 WOOD RIVER 03	51	0	5
1904 WOOD RIVER 04	62	0	5
1905 WOOD RIVER 05	41	0	2
1906 WOOD RIVER 06	62	0	0
1907 WOOD RIVER 07	55	0	7
1908 WOOD RIVER 08	60	0	4
1909 WOOD RIVER 09	32	0	3
1910 WOOD RIVER 10	100	0	7
1911 WOOD RIVER 11	37	0	7
1912 WOOD RIVER 12	42	0	7
1913 WOOD RIVER 13	65	0	4
1914 WOOD RIVER 14	65	0	5
1915 WOOD RIVER 15	21	0	0
1916 WOOD RIVER 16	42	0	2
1917 WOOD RIVER 17	24	0	0
1918 WOOD RIVER 18	35	0	2
1919 WOOD RIVER 19	67	0	3
1920 WOOD RIVER 20	37	0	5
1921 WOOD RIVER 21	58	0	8
2002 FOSTER 02	0	0	0
2102 VENICE 02	4	0	1
2201 GRANITE CITY 01	6	0	0
2202 GRANITE CITY 02	92	0	14
2203 GRANITE CITY 03	91	0	17

	VOTES	PERCENT	VOTES	PERCENT
REP. GENERAL ASSEMBLY 111TH REPRESENTATIVE DISTRICT				
Vote for not more than 1				
01 = JOE SILKWOOD	4,546	100.00		
02 = OVER VOTES	0			
			03 = UNDER VOTES	431
(CONTINUED FROM PREVIOUS PAGE)				
	01	02	03	
2204 GRANITE CITY 04	95	0	12	
2205 GRANITE CITY 05	75	0	8	
2206 GRANITE CITY 06	74	0	12	
2208 GRANITE CITY 08	29	0	5	
2209 GRANITE CITY 09	73	0	12	
2210 GRANITE CITY 10	68	0	5	
2212 GRANITE CITY 12	63	0	3	
2214 GRANITE CITY 14	69	0	8	
2215 GRANITE CITY 15	5	0	1	
2216 GRANITE CITY 16	60	0	2	
2217 GRANITE CITY 17	92	0	14	
2301 ALTON 01	85	0	12	
2302 ALTON 02	28	0	0	
2303 ALTON 03	99	0	3	
2304 ALTON 04	49	0	12	
2305 ALTON 05	72	0	4	
2306 ALTON 06	66	0	3	
2307 ALTON 07	78	0	13	
2308 ALTON 08	49	0	5	
2309 ALTON 09	84	0	8	
2310 ALTON 10	61	0	3	
2311 ALTON 11	107	0	7	
2312 ALTON 12	111	0	6	
2313 ALTON 13	100	0	12	
2314 ALTON 14	59	0	4	
2315 ALTON 15	83	0	10	
2316 ALTON 16	56	0	7	
2317 ALTON 17	99	0	9	
2401 GODFREY 01	51	0	4	
2402 GODFREY 02	24	0	2	
2403 GODFREY 03	48	0	4	
2405 GODFREY 05	57	0	5	
2406 GODFREY 06	55	0	14	

REP. GENERAL ASSEMBLY 112TH REPRESENTATIVE DISTRICT

Vote for not more than 1				
01 = KATIE STUART	3,681	100.00		
02 = OVER VOTES	0		03 = UNDER VOTES	168

	01	02	03
--	----	----	----

1301 COLLINSVILLE 01	53	0	1
1302 COLLINSVILLE 02	74	0	2
1303 COLLINSVILLE 03	49	0	1
1304 COLLINSVILLE 04	73	0	2
1305 COLLINSVILLE 05	49	0	3
1306 COLLINSVILLE 06	64	0	0
1307 COLLINSVILLE 07	75	0	2
1308 COLLINSVILLE 08	60	0	2
1309 COLLINSVILLE 09	29	0	2
1311 COLLINSVILLE 11	89	0	3
1312 COLLINSVILLE 12	20	0	2
1313 COLLINSVILLE 13	60	0	8
1314 COLLINSVILLE 14	54	0	0
1315 COLLINSVILLE 15	53	0	4
1316 COLLINSVILLE 16	34	0	1
1317 COLLINSVILLE 17	82	0	1
1319 COLLINSVILLE 19	31	0	4
1320 COLLINSVILLE 20	57	0	1
1321 COLLINSVILLE 21	26	0	2
1322 COLLINSVILLE 22	80	0	2
1323 COLLINSVILLE 23	53	0	0
1324 COLLINSVILLE 24	74	0	2
1325 COLLINSVILLE 25	58	0	5
1401 EDWARDSVILLE 01	145	0	10
1402 EDWARDSVILLE 02	132	0	4
1403 EDWARDSVILLE 03	121	0	1
1404 EDWARDSVILLE 04	106	0	4
1405 EDWARDSVILLE 05	111	0	3
1406 EDWARDSVILLE 06	93	0	3
1407 EDWARDSVILLE 07	1	0	0
1408 EDWARDSVILLE 08	133	0	3
1409 EDWARDSVILLE 09	91	0	3
1411 EDWARDSVILLE 11	37	0	4
1412 EDWARDSVILLE 12	11	0	0
1413 EDWARDSVILLE 13	76	0	2
1414 EDWARDSVILLE 14	141	0	4
1415 EDWARDSVILLE 15	108	0	6
1416 EDWARDSVILLE 16	123	0	5
1417 EDWARDSVILLE 17	98	0	5
1419 EDWARDSVILLE 19	60	0	3
1420 EDWARDSVILLE 20	43	0	3
1421 EDWARDSVILLE 21	76	0	2
1423 EDWARDSVILLE 23	102	0	6
1424 EDWARDSVILLE 24	45	0	5
1425 EDWARDSVILLE 25	69	0	4
1426 EDWARDSVILLE 26	51	0	0
1702 NAMEOKI 02	69	0	3
1704 NAMEOKI 04	15	0	1
1707 NAMEOKI 07	61	0	5
2102 VENICE 02	7	0	2
2201 GRANITE CITY 01	40	0	5
2207 GRANITE CITY 07	55	0	10
2211 GRANITE CITY 11	58	0	2
2213 GRANITE CITY 13	49	0	7

	VOTES	PERCENT		VOTES	PERCENT
REP. GENERAL ASSEMBLY 112TH REPRESENTATIVE DISTRICT					
Vote for not more than 1					
01 = KATIE STUART	3,681	100.00			
02 = OVER VOTES	0		03 = UNDER VOTES	168	
(CONTINUED FROM PREVIOUS PAGE)					
	01	02	03		
2215 GRANITE CITY 15	57	0	3		

COUNTY CLERK AND RECORDER		VOTES	PERCENT		VOTES	PERCENT
Vote for not more than 1						
01 = DEBBIE MING-MENDOZA		11,915	100.00			
02 = OVER VOTES		0		03 = UNDER VOTES	757	

	01	02	03
0101 HELVETIA 01	22	0	6
0102 HELVETIA 02	51	0	4
0103 HELVETIA 03	48	0	4
0104 HELVETIA 04	35	0	3
0105 HELVETIA 05	44	0	5
0106 HELVETIA 06	47	0	5
0201 SALINE 01	35	0	6
0202 SALINE 02	43	0	1
0203 SALINE 03	38	0	3
0204 SALINE 04	29	0	2
0205 SALINE 05	47	0	7
0301 LEEF 01	12	0	1
0401 NEW DOUGLAS 01	16	0	1
0501 ST. JACOB 01	61	0	2
0502 ST. JACOB 02	35	0	3
0601 MARINE 01	38	0	4
0602 MARINE 02	22	0	0
0701 ALHAMBRA 01	82	0	4
0801 OLIVE 01	54	0	3
0802 OLIVE 02	24	0	1
0901 JARVIS 01	47	0	3
0902 JARVIS 02	33	0	1
0903 JARVIS 03	33	0	2
0904 JARVIS 04	42	0	2
0905 JARVIS 05	37	0	2
0906 JARVIS 06	27	0	0
0907 JARVIS 07	27	0	1
0908 JARVIS 08	27	0	2
0909 JARVIS 09	48	0	9
0910 JARVIS 10	31	0	3
0911 JARVIS 11	34	0	0
0912 JARVIS 12	34	0	2
1001 PIN OAK 01	52	0	2
1002 PIN OAK 02	71	0	7
1003 PIN OAK 03	58	0	2
1101 HAMEL 01	32	0	3
1102 HAMEL 02	68	0	4
1201 OMPHGENT 01	46	0	1
1202 OMPHGENT 02	37	0	1
1301 COLLINSVILLE 01	54	0	0
1302 COLLINSVILLE 02	73	0	3
1303 COLLINSVILLE 03	48	0	2
1304 COLLINSVILLE 04	73	0	2
1305 COLLINSVILLE 05	49	0	3
1306 COLLINSVILLE 06	60	0	4
1307 COLLINSVILLE 07	74	0	3
1308 COLLINSVILLE 08	61	0	1
1309 COLLINSVILLE 09	69	0	1
1310 COLLINSVILLE 10	95	0	7
1311 COLLINSVILLE 11	89	0	3
1312 COLLINSVILLE 12	60	0	2
1313 COLLINSVILLE 13	65	0	3
1314 COLLINSVILLE 14	54	0	0
1315 COLLINSVILLE 15	53	0	4

NUMBERED KEY CANVASS

2022 General Primary Election
Madison County, Illinois
June 28, 2022
DEMOCRATIC

Official Results

	VOTES		PERCENT		VOTES		PERCENT
REP. GENERAL ASSEMBLY 113TH REPRESENTATIVE DISTRICT							
Vote for not more than 1							
01 = JAY HOFFMAN		737	100.00				
02 = OVER VOTES		0		03 = UNDER VOTES		111	

	01	02	03				

2101 VENICE 01	308	0	53				
2102 VENICE 02	20	0	0				
2103 VENICE 03	245	0	29				
2104 VENICE 04	164	0	29				

COUNTY CLERK AND RECORDER

Vote for not more than 1
 01 = DEBBIE MING-MENDOZA
 02 = OVER VOTES

VOTES PERCENT
 11,915 100.00
 0

03 = UNDER VOTES

VOTES PERCENT
 757

(CONTINUED FROM PREVIOUS PAGE)

	01	02	03
1801 CHOUTEAU 01	44	0	0
1802 CHOUTEAU 02	36	0	2
1803 CHOUTEAU 03	25	0	2
1804 CHOUTEAU 04	26	0	4
1805 CHOUTEAU 05	35	0	2
1806 CHOUTEAU 06	43	0	4
1901 WOOD RIVER 01	41	0	1
1902 WOOD RIVER 02	50	0	0
1903 WOOD RIVER 03	53	0	3
1904 WOOD RIVER 04	63	0	4
1905 WOOD RIVER 05	40	0	3
1906 WOOD RIVER 06	61	0	1
1907 WOOD RIVER 07	57	0	5
1908 WOOD RIVER 08	60	0	4
1909 WOOD RIVER 09	34	0	1
1910 WOOD RIVER 10	99	0	8
1911 WOOD RIVER 11	40	0	4
1912 WOOD RIVER 12	45	0	4
1913 WOOD RIVER 13	61	0	8
1914 WOOD RIVER 14	67	0	3
1915 WOOD RIVER 15	21	0	0
1916 WOOD RIVER 16	42	0	2
1917 WOOD RIVER 17	24	0	0
1918 WOOD RIVER 18	36	0	1
1919 WOOD RIVER 19	66	0	4
1920 WOOD RIVER 20	40	0	2
1921 WOOD RIVER 21	59	0	7
2001 FOSTER 01	62	0	5
2002 FOSTER 02	54	0	1
2003 FOSTER 03	35	0	4
2004 FOSTER 04	30	0	2
2101 VENICE 01	308	0	53
2102 VENICE 02	31	0	3
2103 VENICE 03	253	0	21
2104 VENICE 04	165	0	28
2201 GRANITE CITY 01	48	0	3
2202 GRANITE CITY 02	103	0	3
2203 GRANITE CITY 03	103	0	5
2204 GRANITE CITY 04	103	0	4
2205 GRANITE CITY 05	78	0	5
2206 GRANITE CITY 06	80	0	6
2207 GRANITE CITY 07	61	0	4
2208 GRANITE CITY 08	30	0	4
2209 GRANITE CITY 09	79	0	6
2210 GRANITE CITY 10	69	0	4
2211 GRANITE CITY 11	58	0	2
2212 GRANITE CITY 12	65	0	1
2213 GRANITE CITY 13	54	0	2
2214 GRANITE CITY 14	74	0	3
2215 GRANITE CITY 15	63	0	3
2216 GRANITE CITY 16	61	0	1
2217 GRANITE CITY 17	97	0	9
2301 ALTON 01	91	0	6
2302 ALTON 02	28	0	0

NUMBERED KEY CANVASS

2022 General Primary Election
 Madison County, Illinois
 June 28, 2022
 DEMOCRATIC

Official Results

	VOTES	PERCENT	VOTES	PERCENT
COUNTY CLERK AND RECORDER				
Vote for not more than 1				
01 = DEBBIE MING-MENDOZA	11,915	100.00		
02 = OVER VOTES	0		03 = UNDER VOTES	757
(CONTINUED FROM PREVIOUS PAGE)	01	02	03	
1316 COLLINSVILLE 16	35	0	0	
1317 COLLINSVILLE 17	90	0	9	
1318 COLLINSVILLE 18	70	0	5	
1319 COLLINSVILLE 19	31	0	4	
1320 COLLINSVILLE 20	71	0	7	
1321 COLLINSVILLE 21	68	0	4	
1322 COLLINSVILLE 22	80	0	2	
1323 COLLINSVILLE 23	80	0	3	
1324 COLLINSVILLE 24	74	0	2	
1325 COLLINSVILLE 25	58	0	5	
1401 EDWARDSVILLE 01	145	0	10	
1402 EDWARDSVILLE 02	131	0	5	
1403 EDWARDSVILLE 03	116	0	6	
1404 EDWARDSVILLE 04	103	0	7	
1405 EDWARDSVILLE 05	110	0	4	
1406 EDWARDSVILLE 06	92	0	4	
1407 EDWARDSVILLE 07	94	0	4	
1408 EDWARDSVILLE 08	129	0	7	
1409 EDWARDSVILLE 09	90	0	4	
1410 EDWARDSVILLE 10	100	0	3	
1411 EDWARDSVILLE 11	94	0	4	
1412 EDWARDSVILLE 12	18	0	1	
1413 EDWARDSVILLE 13	76	0	2	
1414 EDWARDSVILLE 14	140	0	5	
1415 EDWARDSVILLE 15	104	0	10	
1416 EDWARDSVILLE 16	120	0	8	
1417 EDWARDSVILLE 17	95	0	8	
1418 EDWARDSVILLE 18	76	0	3	
1419 EDWARDSVILLE 19	60	0	3	
1420 EDWARDSVILLE 20	82	0	6	
1421 EDWARDSVILLE 21	76	0	2	
1422 EDWARDSVILLE 22	62	0	2	
1423 EDWARDSVILLE 23	96	0	12	
1424 EDWARDSVILLE 24	49	0	1	
1425 EDWARDSVILLE 25	70	0	4	
1426 EDWARDSVILLE 26	49	0	2	
1501 FORT RUSSELL 01	79	0	8	
1502 FORT RUSSELL 02	34	0	2	
1503 FORT RUSSELL 03	50	0	3	
1504 FORT RUSSELL 04	64	0	2	
1505 FORT RUSSELL 05	13	0	1	
1506 FORT RUSSELL 06	45	0	0	
1507 FORT RUSSELL 07	50	0	5	
1601 MORO 01	41	0	4	
1602 MORO 02	41	0	3	
1603 MORO 03	66	0	5	
1701 NAMEOKI 01	41	0	3	
1702 NAMEOKI 02	65	0	7	
1703 NAMEOKI 03	63	0	2	
1704 NAMEOKI 04	15	0	1	
1705 NAMEOKI 05	35	0	3	
1706 NAMEOKI 06	41	0	1	
1707 NAMEOKI 07	60	0	6	
1708 NAMEOKI 08	24	0	5	

COUNTY CLERK AND RECORDER			VOTES	PERCENT		VOTES	PERCENT
Vote for not more than 1							
01 = DEBBIE MING-MENDOZA			11,915	100.00			
02 = OVER VOTES			0		03 = UNDER VOTES	757	

(CONTINUED FROM PREVIOUS PAGE)	01	02	03
2303 ALTON 03	99	0	3
2304 ALTON 04	54	0	7
2305 ALTON 05	73	0	3
2306 ALTON 06	67	0	2
2307 ALTON 07	84	0	7
2308 ALTON 08	51	0	3
2309 ALTON 09	88	0	4
2310 ALTON 10	58	0	6
2311 ALTON 11	108	0	6
2312 ALTON 12	109	0	8
2313 ALTON 13	104	0	8
2314 ALTON 14	61	0	2
2315 ALTON 15	88	0	5
2316 ALTON 16	62	0	1
2317 ALTON 17	101	0	7
2401 GODFREY 01	58	0	5
2402 GODFREY 02	24	0	2
2403 GODFREY 03	60	0	4
2404 GODFREY 04	62	0	1
2405 GODFREY 05	59	0	3
2406 GODFREY 06	62	0	7
2407 GODFREY 07	55	0	7
2408 GODFREY 08	62	0	3
2409 GODFREY 09	64	0	0
2410 GODFREY 10	59	0	1
2411 GODFREY 11	13	0	0
2412 GODFREY 12	50	0	1
2413 GODFREY 13	53	0	3
2414 GODFREY 14	71	0	2

NUMBERED KEY CANVASS

2022 General Primary Election
 Madison County, Illinois
 June 28, 2022
 DEMOCRATIC

Official Results

	VOTES	PERCENT	VOTES	PERCENT
COUNTY TREASURER				
Vote for not more than 1				
01 = NO CANDIDATE FILED	0			
02 = OVER VOTES	0		03 = UNDER VOTES	12,672
	01	02	03	
0101 HELVETIA 01	0	0	28	
0102 HELVETIA 02	0	0	55	
0103 HELVETIA 03	0	0	52	
0104 HELVETIA 04	0	0	38	
0105 HELVETIA 05	0	0	49	
0106 HELVETIA 06	0	0	52	
0201 SALINE 01	0	0	41	
0202 SALINE 02	0	0	44	
0203 SALINE 03	0	0	41	
0204 SALINE 04	0	0	31	
0205 SALINE 05	0	0	54	
0301 LEEF 01	0	0	13	
0401 NEW DOUGLAS 01	0	0	17	
0501 ST. JACOB 01	0	0	63	
0502 ST. JACOB 02	0	0	38	
0601 MARINE 01	0	0	42	
0602 MARINE 02	0	0	22	
0701 ALHAMBRA 01	0	0	86	
0801 OLIVE 01	0	0	57	
0802 OLIVE 02	0	0	25	
0901 JARVIS 01	0	0	50	
0902 JARVIS 02	0	0	34	
0903 JARVIS 03	0	0	35	
0904 JARVIS 04	0	0	44	
0905 JARVIS 05	0	0	39	
0906 JARVIS 06	0	0	27	
0907 JARVIS 07	0	0	28	
0908 JARVIS 08	0	0	29	
0909 JARVIS 09	0	0	57	
0910 JARVIS 10	0	0	34	
0911 JARVIS 11	0	0	34	
0912 JARVIS 12	0	0	36	
1001 PIN OAK 01	0	0	54	
1002 PIN OAK 02	0	0	78	
1003 PIN OAK 03	0	0	60	
1101 HAMEL 01	0	0	35	
1102 HAMEL 02	0	0	72	
1201 OMPHGENT 01	0	0	47	
1202 OMPHGENT 02	0	0	38	
1301 COLLINSVILLE 01	0	0	54	
1302 COLLINSVILLE 02	0	0	76	
1303 COLLINSVILLE 03	0	0	50	
1304 COLLINSVILLE 04	0	0	75	
1305 COLLINSVILLE 05	0	0	52	
1306 COLLINSVILLE 06	0	0	64	
1307 COLLINSVILLE 07	0	0	77	
1308 COLLINSVILLE 08	0	0	62	
1309 COLLINSVILLE 09	0	0	70	
1310 COLLINSVILLE 10	0	0	102	
1311 COLLINSVILLE 11	0	0	92	
1312 COLLINSVILLE 12	0	0	62	
1313 COLLINSVILLE 13	0	0	68	
1314 COLLINSVILLE 14	0	0	54	
1315 COLLINSVILLE 15	0	0	57	

COUNTY TREASURER	VOTES	PERCENT	VOTES	PERCENT
Vote for not more than 1				
01 = NO CANDIDATE FILED	0			
02 = OVER VOTES	0		03 = UNDER VOTES	12,672

(CONTINUED FROM PREVIOUS PAGE)

	01	02	03
1316 COLLINSVILLE 16	0	0	35
1317 COLLINSVILLE 17	0	0	99
1318 COLLINSVILLE 18	0	0	75
1319 COLLINSVILLE 19	0	0	35
1320 COLLINSVILLE 20	0	0	78
1321 COLLINSVILLE 21	0	0	72
1322 COLLINSVILLE 22	0	0	82
1323 COLLINSVILLE 23	0	0	83
1324 COLLINSVILLE 24	0	0	76
1325 COLLINSVILLE 25	0	0	63
1401 EDWARDSVILLE 01	0	0	155
1402 EDWARDSVILLE 02	0	0	136
1403 EDWARDSVILLE 03	0	0	122
1404 EDWARDSVILLE 04	0	0	110
1405 EDWARDSVILLE 05	0	0	114
1406 EDWARDSVILLE 06	0	0	96
1407 EDWARDSVILLE 07	0	0	98
1408 EDWARDSVILLE 08	0	0	136
1409 EDWARDSVILLE 09	0	0	94
1410 EDWARDSVILLE 10	0	0	103
1411 EDWARDSVILLE 11	0	0	98
1412 EDWARDSVILLE 12	0	0	19
1413 EDWARDSVILLE 13	0	0	78
1414 EDWARDSVILLE 14	0	0	145
1415 EDWARDSVILLE 15	0	0	114
1416 EDWARDSVILLE 16	0	0	128
1417 EDWARDSVILLE 17	0	0	103
1418 EDWARDSVILLE 18	0	0	79
1419 EDWARDSVILLE 19	0	0	63
1420 EDWARDSVILLE 20	0	0	88
1421 EDWARDSVILLE 21	0	0	78
1422 EDWARDSVILLE 22	0	0	64
1423 EDWARDSVILLE 23	0	0	108
1424 EDWARDSVILLE 24	0	0	50
1425 EDWARDSVILLE 25	0	0	74
1426 EDWARDSVILLE 26	0	0	51
1501 FORT RUSSELL 01	0	0	87
1502 FORT RUSSELL 02	0	0	36
1503 FORT RUSSELL 03	0	0	53
1504 FORT RUSSELL 04	0	0	66
1505 FORT RUSSELL 05	0	0	14
1506 FORT RUSSELL 06	0	0	45
1507 FORT RUSSELL 07	0	0	55
1601 MORO 01	0	0	45
1602 MORO 02	0	0	44
1603 MORO 03	0	0	71
1701 NAMEOKI 01	0	0	44
1702 NAMEOKI 02	0	0	72
1703 NAMEOKI 03	0	0	65
1704 NAMEOKI 04	0	0	16
1705 NAMEOKI 05	0	0	38
1706 NAMEOKI 06	0	0	42
1707 NAMEOKI 07	0	0	66
1708 NAMEOKI 08	0	0	29

	VOTES	PERCENT	VOTES	PERCENT
COUNTY TREASURER				
Vote for not more than 1				
01 = NO CANDIDATE FILED	0			
02 = OVER VOTES	0		03 = UNDER VOTES	12,672

(CONTINUED FROM PREVIOUS PAGE)	01	02	03
1801 CHOUTEAU 01	0	0	44
1802 CHOUTEAU 02	0	0	38
1803 CHOUTEAU 03	0	0	27
1804 CHOUTEAU 04	0	0	30
1805 CHOUTEAU 05	0	0	37
1806 CHOUTEAU 06	0	0	47
1901 WOOD RIVER 01	0	0	42
1902 WOOD RIVER 02	0	0	50
1903 WOOD RIVER 03	0	0	56
1904 WOOD RIVER 04	0	0	67
1905 WOOD RIVER 05	0	0	43
1906 WOOD RIVER 06	0	0	62
1907 WOOD RIVER 07	0	0	62
1908 WOOD RIVER 08	0	0	64
1909 WOOD RIVER 09	0	0	35
1910 WOOD RIVER 10	0	0	107
1911 WOOD RIVER 11	0	0	44
1912 WOOD RIVER 12	0	0	49
1913 WOOD RIVER 13	0	0	69
1914 WOOD RIVER 14	0	0	70
1915 WOOD RIVER 15	0	0	21
1916 WOOD RIVER 16	0	0	44
1917 WOOD RIVER 17	0	0	24
1918 WOOD RIVER 18	0	0	37
1919 WOOD RIVER 19	0	0	70
1920 WOOD RIVER 20	0	0	42
1921 WOOD RIVER 21	0	0	66
2001 FOSTER 01	0	0	67
2002 FOSTER 02	0	0	55
2003 FOSTER 03	0	0	39
2004 FOSTER 04	0	0	32
2101 VENICE 01	0	0	361
2102 VENICE 02	0	0	34
2103 VENICE 03	0	0	274
2104 VENICE 04	0	0	193
2201 GRANITE CITY 01	0	0	51
2202 GRANITE CITY 02	0	0	106
2203 GRANITE CITY 03	0	0	108
2204 GRANITE CITY 04	0	0	107
2205 GRANITE CITY 05	0	0	83
2206 GRANITE CITY 06	0	0	86
2207 GRANITE CITY 07	0	0	65
2208 GRANITE CITY 08	0	0	34
2209 GRANITE CITY 09	0	0	85
2210 GRANITE CITY 10	0	0	73
2211 GRANITE CITY 11	0	0	60
2212 GRANITE CITY 12	0	0	66
2213 GRANITE CITY 13	0	0	56
2214 GRANITE CITY 14	0	0	77
2215 GRANITE CITY 15	0	0	66
2216 GRANITE CITY 16	0	0	62
2217 GRANITE CITY 17	0	0	106
2301 ALTON 01	0	0	97
2302 ALTON 02	0	0	28

NUMBERED KEY CANVASS

2022 General Primary Election
 Madison County, Illinois
 June 28, 2022
 DEMOCRATIC

Official Results

	VOTES	PERCENT	VOTES	PERCENT
COUNTY TREASURER				
Vote for not more than 1				
01 = NO CANDIDATE FILED	0			
02 = OVER VOTES	0		03 = UNDER VOTES	12.672

(CONTINUED FROM PREVIOUS PAGE)

	01	02	03
2303 ALTON 03	0	0	102
2304 ALTON 04	0	0	61
2305 ALTON 05	0	0	76
2306 ALTON 06	0	0	69
2307 ALTON 07	0	0	91
2308 ALTON 08	0	0	54
2309 ALTON 09	0	0	92
2310 ALTON 10	0	0	64
2311 ALTON 11	0	0	114
2312 ALTON 12	0	0	117
2313 ALTON 13	0	0	112
2314 ALTON 14	0	0	63
2315 ALTON 15	0	0	93
2316 ALTON 16	0	0	63
2317 ALTON 17	0	0	108
2401 GODFREY 01	0	0	63
2402 GODFREY 02	0	0	26
2403 GODFREY 03	0	0	64
2404 GODFREY 04	0	0	63
2405 GODFREY 05	0	0	62
2406 GODFREY 06	0	0	69
2407 GODFREY 07	0	0	62
2408 GODFREY 08	0	0	65
2409 GODFREY 09	0	0	64
2410 GODFREY 10	0	0	60
2411 GODFREY 11	0	0	13
2412 GODFREY 12	0	0	51
2413 GODFREY 13	0	0	56
2414 GODFREY 14	0	0	73

SHERIFF

Vote for not more than 1

01 = NO CANDIDATE FILED

02 = OVER VOTES

VOTES PERCENT

VOTES PERCENT

0

0

03 = UNDER VOTES

12,672

	01	02	03
--	----	----	----

0101 HELVETIA 01	0	0	28
0102 HELVETIA 02	0	0	55
0103 HELVETIA 03	0	0	52
0104 HELVETIA 04	0	0	38
0105 HELVETIA 05	0	0	49
0106 HELVETIA 06	0	0	52
0201 SALINE 01	0	0	41
0202 SALINE 02	0	0	44
0203 SALINE 03	0	0	41
0204 SALINE 04	0	0	31
0205 SALINE 05	0	0	54
0301 LEEF 01	0	0	13
0401 NEW DOUGLAS 01	0	0	17
0501 ST. JACOB 01	0	0	63
0502 ST. JACOB 02	0	0	38
0601 MARINE 01	0	0	42
0602 MARINE 02	0	0	22
0701 ALHAMBRA 01	0	0	86
0801 OLIVE 01	0	0	57
0802 OLIVE 02	0	0	25
0901 JARVIS 01	0	0	50
0902 JARVIS 02	0	0	34
0903 JARVIS 03	0	0	35
0904 JARVIS 04	0	0	44
0905 JARVIS 05	0	0	39
0906 JARVIS 06	0	0	27
0907 JARVIS 07	0	0	28
0908 JARVIS 08	0	0	29
0909 JARVIS 09	0	0	57
0910 JARVIS 10	0	0	34
0911 JARVIS 11	0	0	34
0912 JARVIS 12	0	0	36
1001 PIN OAK 01	0	0	54
1002 PIN OAK 02	0	0	78
1003 PIN OAK 03	0	0	60
1101 HAMEL 01	0	0	35
1102 HAMEL 02	0	0	72
1201 OMPHGENT 01	0	0	47
1202 OMPHGENT 02	0	0	38
1301 COLLINSVILLE 01	0	0	54
1302 COLLINSVILLE 02	0	0	76
1303 COLLINSVILLE 03	0	0	50
1304 COLLINSVILLE 04	0	0	75
1305 COLLINSVILLE 05	0	0	52
1306 COLLINSVILLE 06	0	0	64
1307 COLLINSVILLE 07	0	0	77
1308 COLLINSVILLE 08	0	0	62
1309 COLLINSVILLE 09	0	0	70
1310 COLLINSVILLE 10	0	0	102
1311 COLLINSVILLE 11	0	0	92
1312 COLLINSVILLE 12	0	0	62
1313 COLLINSVILLE 13	0	0	68
1314 COLLINSVILLE 14	0	0	54
1315 COLLINSVILLE 15	0	0	57

	VOTES	PERCENT	VOTES	PERCENT
SHERIFF				
Vote for not more than 1				
01 = NO CANDIDATE FILED	0			
02 = OVER VOTES	0		03 = UNDER VOTES	12,672
(CONTINUED FROM PREVIOUS PAGE)				
	01	02	03	
1316 COLLINSVILLE 16	0	0	35	
1317 COLLINSVILLE 17	0	0	99	
1318 COLLINSVILLE 18	0	0	75	
1319 COLLINSVILLE 19	0	0	35	
1320 COLLINSVILLE 20	0	0	78	
1321 COLLINSVILLE 21	0	0	72	
1322 COLLINSVILLE 22	0	0	82	
1323 COLLINSVILLE 23	0	0	83	
1324 COLLINSVILLE 24	0	0	76	
1325 COLLINSVILLE 25	0	0	63	
1401 EDWARDSVILLE 01	0	0	155	
1402 EDWARDSVILLE 02	0	0	136	
1403 EDWARDSVILLE 03	0	0	122	
1404 EDWARDSVILLE 04	0	0	110	
1405 EDWARDSVILLE 05	0	0	114	
1406 EDWARDSVILLE 06	0	0	96	
1407 EDWARDSVILLE 07	0	0	98	
1408 EDWARDSVILLE 08	0	0	136	
1409 EDWARDSVILLE 09	0	0	94	
1410 EDWARDSVILLE 10	0	0	103	
1411 EDWARDSVILLE 11	0	0	98	
1412 EDWARDSVILLE 12	0	0	19	
1413 EDWARDSVILLE 13	0	0	78	
1414 EDWARDSVILLE 14	0	0	145	
1415 EDWARDSVILLE 15	0	0	114	
1416 EDWARDSVILLE 16	0	0	128	
1417 EDWARDSVILLE 17	0	0	103	
1418 EDWARDSVILLE 18	0	0	79	
1419 EDWARDSVILLE 19	0	0	63	
1420 EDWARDSVILLE 20	0	0	88	
1421 EDWARDSVILLE 21	0	0	78	
1422 EDWARDSVILLE 22	0	0	64	
1423 EDWARDSVILLE 23	0	0	108	
1424 EDWARDSVILLE 24	0	0	50	
1425 EDWARDSVILLE 25	0	0	74	
1426 EDWARDSVILLE 26	0	0	51	
1501 FORT RUSSELL 01	0	0	87	
1502 FORT RUSSELL 02	0	0	36	
1503 FORT RUSSELL 03	0	0	53	
1504 FORT RUSSELL 04	0	0	66	
1505 FORT RUSSELL 05	0	0	14	
1506 FORT RUSSELL 06	0	0	45	
1507 FORT RUSSELL 07	0	0	55	
1601 MORO 01	0	0	45	
1602 MORO 02	0	0	44	
1603 MORO 03	0	0	71	
1701 NAMEOKI 01	0	0	44	
1702 NAMEOKI 02	0	0	72	
1703 NAMEOKI 03	0	0	65	
1704 NAMEOKI 04	0	0	16	
1705 NAMEOKI 05	0	0	38	
1706 NAMEOKI 06	0	0	42	
1707 NAMEOKI 07	0	0	66	
1708 NAMEOKI 08	0	0	29	

NUMBERED KEY CANVASS

2022 General Primary Election
 Madison County, Illinois
 June 28, 2022
 DEMOCRATIC

Official Results

VOTES PERCENT

VOTES PERCENT

SHERIFF

Vote for not more than 1

01 = NO CANDIDATE FILED

02 = OVER VOTES

0

0

03 = UNDER VOTES

12,672

(CONTINUED FROM PREVIOUS PAGE)

 01 02 03

1801 CHOUTEAU 01	0	0	44
1802 CHOUTEAU 02	0	0	38
1803 CHOUTEAU 03	0	0	27
1804 CHOUTEAU 04	0	0	30
1805 CHOUTEAU 05	0	0	37
1806 CHOUTEAU 06	0	0	47
1901 WOOD RIVER 01	0	0	42
1902 WOOD RIVER 02	0	0	50
1903 WOOD RIVER 03	0	0	56
1904 WOOD RIVER 04	0	0	67
1905 WOOD RIVER 05	0	0	43
1906 WOOD RIVER 06	0	0	62
1907 WOOD RIVER 07	0	0	62
1908 WOOD RIVER 08	0	0	64
1909 WOOD RIVER 09	0	0	35
1910 WOOD RIVER 10	0	0	107
1911 WOOD RIVER 11	0	0	44
1912 WOOD RIVER 12	0	0	49
1913 WOOD RIVER 13	0	0	69
1914 WOOD RIVER 14	0	0	70
1915 WOOD RIVER 15	0	0	21
1916 WOOD RIVER 16	0	0	44
1917 WOOD RIVER 17	0	0	24
1918 WOOD RIVER 18	0	0	37
1919 WOOD RIVER 19	0	0	70
1920 WOOD RIVER 20	0	0	42
1921 WOOD RIVER 21	0	0	66
2001 FOSTER 01	0	0	67
2002 FOSTER 02	0	0	55
2003 FOSTER 03	0	0	39
2004 FOSTER 04	0	0	32
2101 VENICE 01	0	0	361
2102 VENICE 02	0	0	34
2103 VENICE 03	0	0	274
2104 VENICE 04	0	0	193
2201 GRANITE CITY 01	0	0	51
2202 GRANITE CITY 02	0	0	106
2203 GRANITE CITY 03	0	0	108
2204 GRANITE CITY 04	0	0	107
2205 GRANITE CITY 05	0	0	83
2206 GRANITE CITY 06	0	0	86
2207 GRANITE CITY 07	0	0	65
2208 GRANITE CITY 08	0	0	34
2209 GRANITE CITY 09	0	0	85
2210 GRANITE CITY 10	0	0	73
2211 GRANITE CITY 11	0	0	60
2212 GRANITE CITY 12	0	0	66
2213 GRANITE CITY 13	0	0	56
2214 GRANITE CITY 14	0	0	77
2215 GRANITE CITY 15	0	0	66
2216 GRANITE CITY 16	0	0	62
2217 GRANITE CITY 17	0	0	106
2301 ALTON 01	0	0	97
2302 ALTON 02	0	0	28

SHERIFF

VOTES PERCENT

VOTES PERCENT

Vote for not more than 1

01 = NO CANDIDATE FILED

02 = OVER VOTES

0

0

03 = UNDER VOTES

12,672

(CONTINUED FROM PREVIOUS PAGE)

	01	02	03
2303 ALTON 03	0	0	102
2304 ALTON 04	0	0	61
2305 ALTON 05	0	0	76
2306 ALTON 06	0	0	69
2307 ALTON 07	0	0	91
2308 ALTON 08	0	0	54
2309 ALTON 09	0	0	92
2310 ALTON 10	0	0	64
2311 ALTON 11	0	0	114
2312 ALTON 12	0	0	117
2313 ALTON 13	0	0	112
2314 ALTON 14	0	0	63
2315 ALTON 15	0	0	93
2316 ALTON 16	0	0	63
2317 ALTON 17	0	0	108
2401 GODFREY 01	0	0	63
2402 GODFREY 02	0	0	26
2403 GODFREY 03	0	0	64
2404 GODFREY 04	0	0	63
2405 GODFREY 05	0	0	62
2406 GODFREY 06	0	0	69
2407 GODFREY 07	0	0	62
2408 GODFREY 08	0	0	65
2409 GODFREY 09	0	0	64
2410 GODFREY 10	0	0	60
2411 GODFREY 11	0	0	13
2412 GODFREY 12	0	0	51
2413 GODFREY 13	0	0	56
2414 GODFREY 14	0	0	73

NUMBERED KEY CANVASS

2022 General Primary Election
Madison County, Illinois
June 28, 2022
DEMOCRATIC

Official Results

	VOTES	PERCENT	VOTES	PERCENT
REG SUPT OF SCHOOLS- (C, G, J, M)				
MULTI-COUNTY EDUCATIONAL SERVICE REGION				
Vote for not more than 1				
01 = MICHELLE MUELLER	93	100.00		
02 = OVER VOTES	0		03 = UNDER VOTES	14
	01	02	03	
0401 NEW DOUGLAS 01	0	0	0	
0801 OLIVE 01	48	0	9	
0802 OLIVE 02	23	0	2	
1201 OMPHGENT 01	9	0	2	
1202 OMPHGENT 02	13	0	1	
1601 MORO 01	0	0	0	

REG. SUPT. OF SCHOOLS - MADISON
 COUNTY EDUCATIONAL SERVICE REGION

VOTES PERCENT

VOTES PERCENT

Vote for not more than 1
 01 = NO CANDIDATE FILED
 02 = OVER VOTES

0
 0

03 = UNDER VOTES

12,565

 01 02 03

0101 HELVETIA 01	0	0	28
0102 HELVETIA 02	0	0	55
0103 HELVETIA 03	0	0	52
0104 HELVETIA 04	0	0	38
0105 HELVETIA 05	0	0	49
0106 HELVETIA 06	0	0	52
0201 SALINE 01	0	0	41
0202 SALINE 02	0	0	44
0203 SALINE 03	0	0	41
0204 SALINE 04	0	0	31
0205 SALINE 05	0	0	54
0301 LEEF 01	0	0	13
0401 NEW DOUGLAS 01	0	0	17
0501 ST. JACOB 01	0	0	63
0502 ST. JACOB 02	0	0	38
0601 MARINE 01	0	0	42
0602 MARINE 02	0	0	22
0701 ALHAMBRA 01	0	0	86
0801 OLIVE 01	0	0	0
0901 JARVIS 01	0	0	50
0902 JARVIS 02	0	0	34
0903 JARVIS 03	0	0	35
0904 JARVIS 04	0	0	44
0905 JARVIS 05	0	0	39
0906 JARVIS 06	0	0	27
0907 JARVIS 07	0	0	28
0908 JARVIS 08	0	0	29
0909 JARVIS 09	0	0	57
0910 JARVIS 10	0	0	34
0911 JARVIS 11	0	0	34
0912 JARVIS 12	0	0	36
1001 PIN OAK 01	0	0	54
1002 PIN OAK 02	0	0	78
1003 PIN OAK 03	0	0	60
1101 HAMEL 01	0	0	35
1102 HAMEL 02	0	0	72
1201 OMPHGENT 01	0	0	36
1202 OMPHGENT 02	0	0	24
1301 COLLINSVILLE 01	0	0	54
1302 COLLINSVILLE 02	0	0	76
1303 COLLINSVILLE 03	0	0	50
1304 COLLINSVILLE 04	0	0	75
1305 COLLINSVILLE 05	0	0	52
1306 COLLINSVILLE 06	0	0	64
1307 COLLINSVILLE 07	0	0	77
1308 COLLINSVILLE 08	0	0	62
1309 COLLINSVILLE 09	0	0	70
1310 COLLINSVILLE 10	0	0	102
1311 COLLINSVILLE 11	0	0	92
1312 COLLINSVILLE 12	0	0	62
1313 COLLINSVILLE 13	0	0	68
1314 COLLINSVILLE 14	0	0	54
1315 COLLINSVILLE 15	0	0	57

REG. SUPT. OF SCHOOLS - MADISON
 COUNTY EDUCATIONAL SERVICE REGION

Vote for not more than 1
 01 = NO CANDIDATE FILED
 02 = OVER VOTES

VOTES PERCENT

VOTES PERCENT

0
 0

03 = UNDER VOTES

12,565

(CONTINUED FROM PREVIOUS PAGE)

01 02 03

	01	02	03
1316 COLLINSVILLE 16	0	0	35
1317 COLLINSVILLE 17	0	0	99
1318 COLLINSVILLE 18	0	0	75
1319 COLLINSVILLE 19	0	0	35
1320 COLLINSVILLE 20	0	0	78
1321 COLLINSVILLE 21	0	0	72
1322 COLLINSVILLE 22	0	0	82
1323 COLLINSVILLE 23	0	0	83
1324 COLLINSVILLE 24	0	0	76
1325 COLLINSVILLE 25	0	0	63
1401 EDWARDSVILLE 01	0	0	155
1402 EDWARDSVILLE 02	0	0	136
1403 EDWARDSVILLE 03	0	0	122
1404 EDWARDSVILLE 04	0	0	110
1405 EDWARDSVILLE 05	0	0	114
1406 EDWARDSVILLE 06	0	0	96
1407 EDWARDSVILLE 07	0	0	98
1408 EDWARDSVILLE 08	0	0	136
1409 EDWARDSVILLE 09	0	0	94
1410 EDWARDSVILLE 10	0	0	103
1411 EDWARDSVILLE 11	0	0	98
1412 EDWARDSVILLE 12	0	0	19
1413 EDWARDSVILLE 13	0	0	78
1414 EDWARDSVILLE 14	0	0	145
1415 EDWARDSVILLE 15	0	0	114
1416 EDWARDSVILLE 16	0	0	128
1417 EDWARDSVILLE 17	0	0	103
1418 EDWARDSVILLE 18	0	0	79
1419 EDWARDSVILLE 19	0	0	63
1420 EDWARDSVILLE 20	0	0	88
1421 EDWARDSVILLE 21	0	0	78
1422 EDWARDSVILLE 22	0	0	64
1423 EDWARDSVILLE 23	0	0	108
1424 EDWARDSVILLE 24	0	0	50
1425 EDWARDSVILLE 25	0	0	74
1426 EDWARDSVILLE 26	0	0	51
1501 FORT RUSSELL 01	0	0	87
1502 FORT RUSSELL 02	0	0	36
1503 FORT RUSSELL 03	0	0	53
1504 FORT RUSSELL 04	0	0	66
1505 FORT RUSSELL 05	0	0	14
1506 FORT RUSSELL 06	0	0	45
1507 FORT RUSSELL 07	0	0	55
1601 MORO 01	0	0	45
1602 MORO 02	0	0	44
1603 MORO 03	0	0	71
1701 NAMEOKI 01	0	0	44
1702 NAMEOKI 02	0	0	72
1703 NAMEOKI 03	0	0	65
1704 NAMEOKI 04	0	0	16
1705 NAMEOKI 05	0	0	38
1706 NAMEOKI 06	0	0	42
1707 NAMEOKI 07	0	0	66